



US00D722525S

(12) **United States Design Patent**
Burgh

(10) **Patent No.:** **US D722,525 S**

(45) **Date of Patent:** **** Feb. 17, 2015**

(54) **HEADER ORNAMENT**

(71) Applicant: **Stuart Edward Burgh**, Richmond, VA
(US)

(72) Inventor: **Stuart Edward Burgh**, Richmond, VA
(US)

(**) Term: **14 Years**

(21) Appl. No.: **29/446,329**

(22) Filed: **Feb. 22, 2013**

(51) **LOC (10) Cl.** **11-02**

(52) **U.S. Cl.**
USPC **D11/134**

(58) **Field of Classification Search**
USPC D11/131-134, 164; 428/542.2, 542.4,
428/542.6; 434/295, 296, 297; D12/172,
D12/197-201
See application file for complete search history.

(56) **References Cited**

U.S. PATENT DOCUMENTS

D119,636	S	*	3/1940	McPeak	D11/134
D183,776	S	*	10/1958	Tichacek	D11/134
3,319,922	A	*	5/1967	Christensen	40/800
4,464,440	A	*	8/1984	Dotzman	428/542.4
D287,344	S	*	12/1986	Hinnen	D11/134
4,717,626	A	*	1/1988	Badger	428/542.4
4,971,865	A	*	11/1990	Nowlan	428/542.4
5,015,532	A	*	5/1991	Knight	428/542.4
D355,390	S	*	2/1995	Culbertson	D11/132
5,472,765	A	*	12/1995	Green	428/99
D407,993	S	*	4/1999	Sprinkle	D11/134
6,828,035	B1	*	12/2004	Goettl	428/542.4

D608,686	S		1/2010	St. Ama	
D611,875	S	*	3/2010	Walker D11/134
D639,703	S	*	6/2011	Walker D11/134
D700,863	S	*	3/2014	Paragamian D11/134

OTHER PUBLICATIONS

<http://www.lavenderbrocante.com/2011/01/urban-rustic-charm.html> Jan. 24, 2011.*
<https://www.kickstarter.com/projects/853956659/auto-antlers> Oct. 22, 2012.*
<http://fineartamerica.com/featured/deer-auto-antlers-8-point-truegearhead-team.html> Oct. 22, 2012.*

* cited by examiner

Primary Examiner — T. Chase Nelson
Assistant Examiner — Michelle E Wilson
(74) *Attorney, Agent, or Firm* — The Marbury Law Group, PLLC

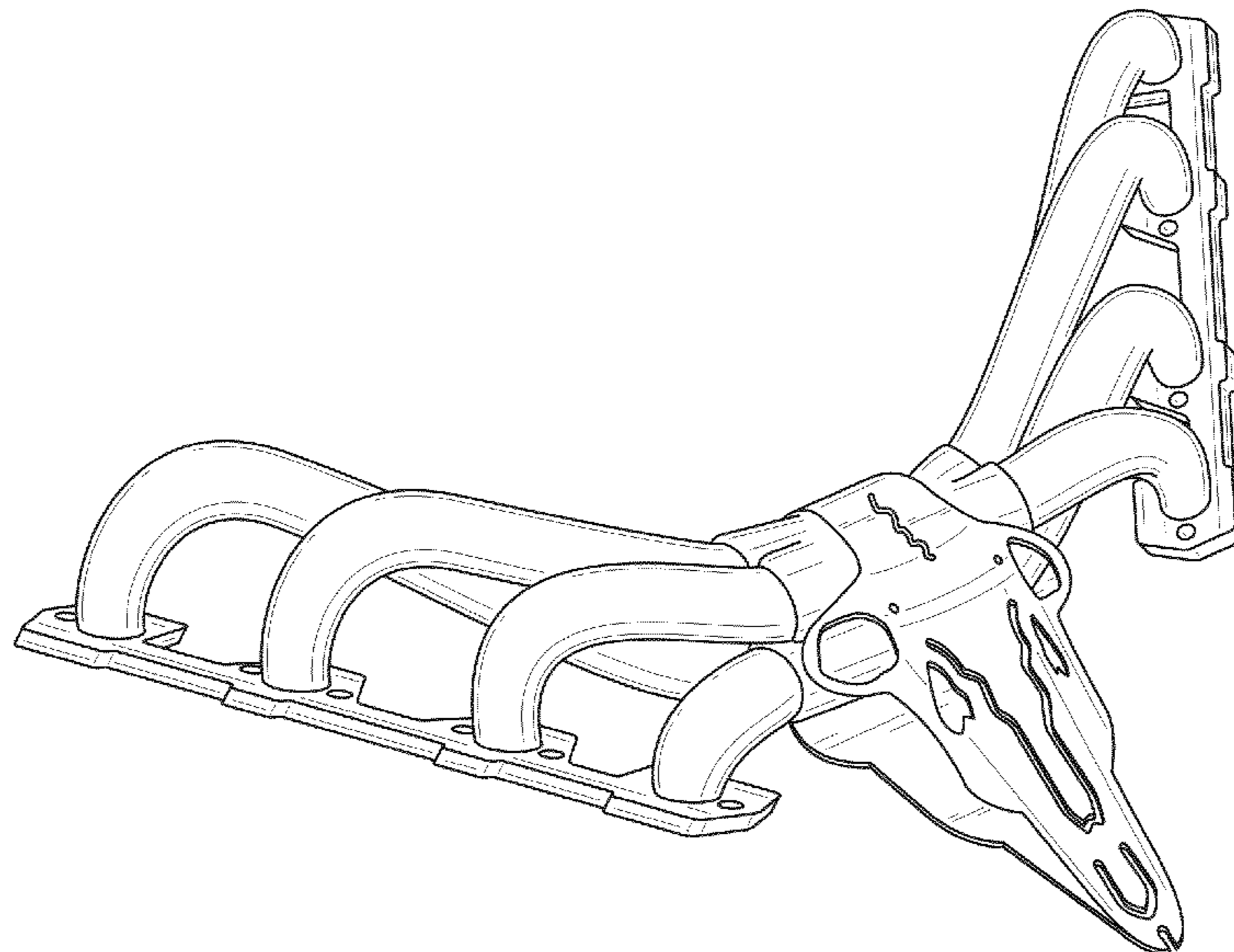
(57) **CLAIM**

The ornamental design for a header ornament, as shown and described.

DESCRIPTION

FIG. 1 is a front/left side perspective view of the header ornament design.
FIG. 2 is a front view of the header ornament design.
FIG. 3 is a back view of the header ornament design.
FIG. 4 is a left side view of the header ornament design.
FIG. 5 is a right side view of the header ornament design.
FIG. 6 is a top view of the header ornament design; and,
FIG. 7 is a bottom view of the header ornament design.

1 Claim, 5 Drawing Sheets



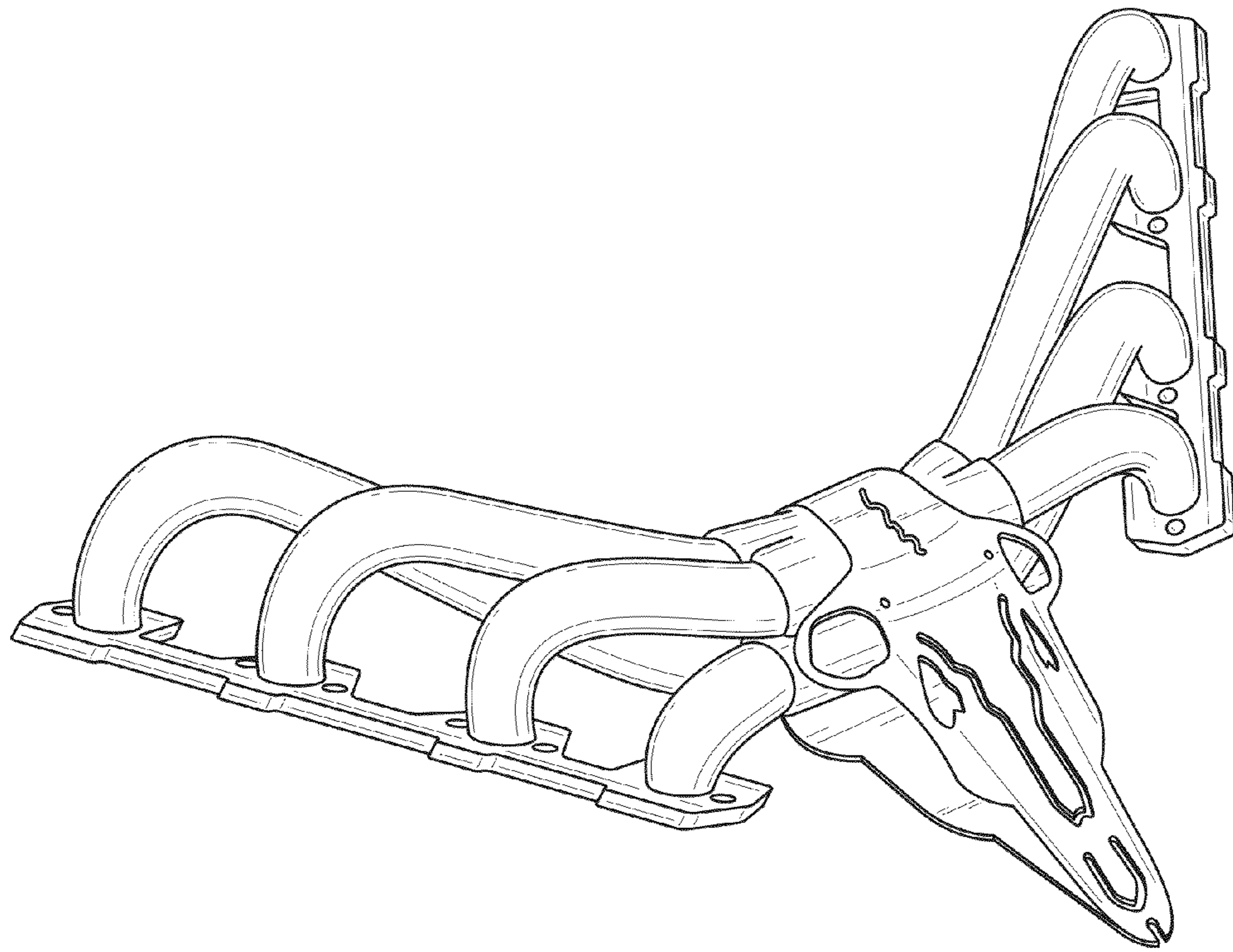


FIG. 1

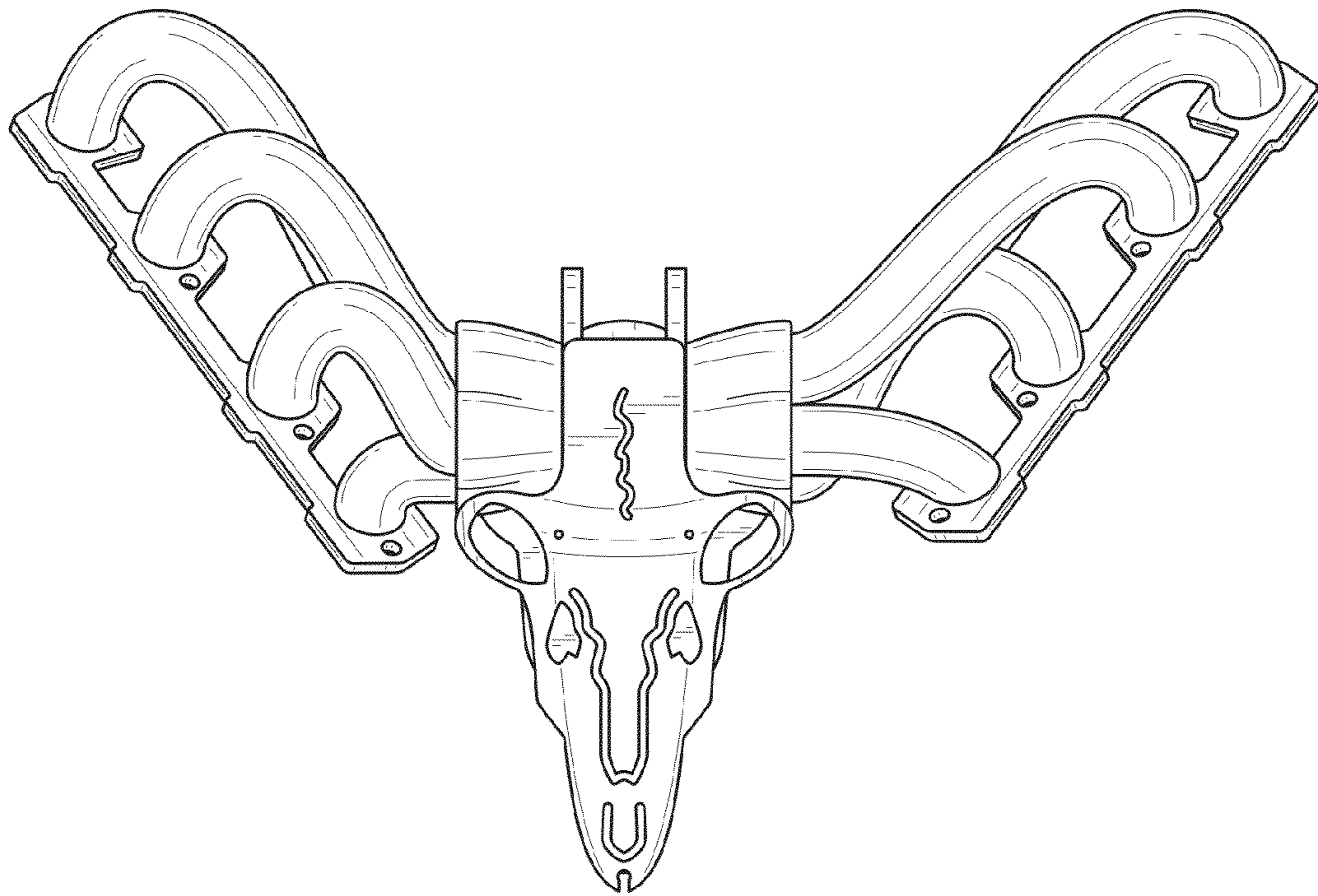


FIG. 2

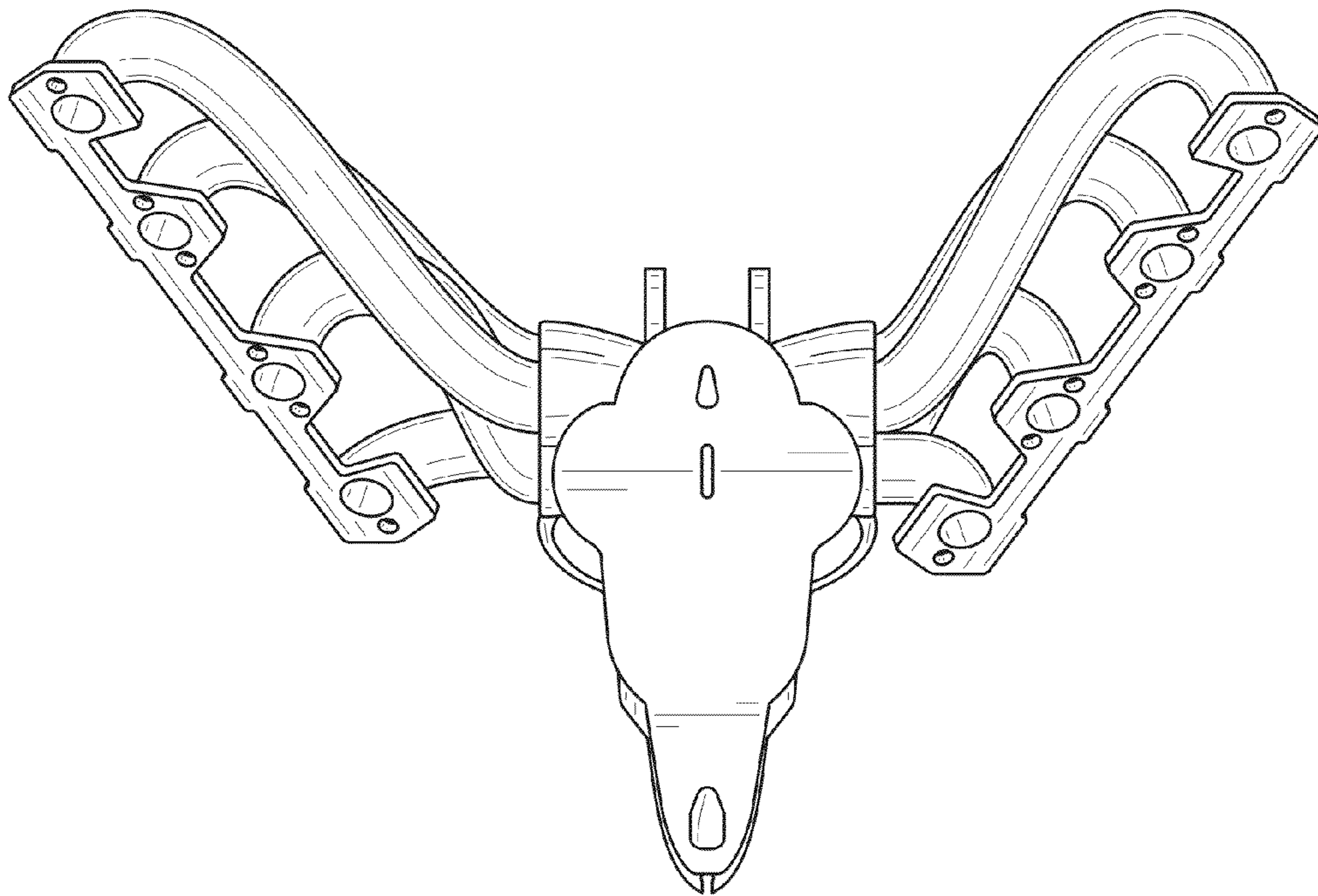


FIG. 3

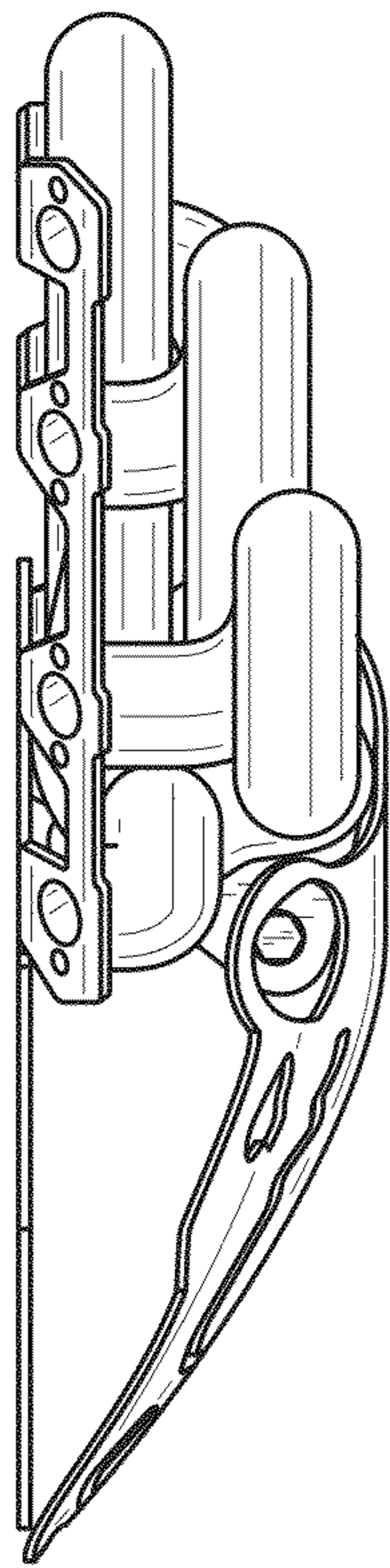


FIG. 4




FIG. 5

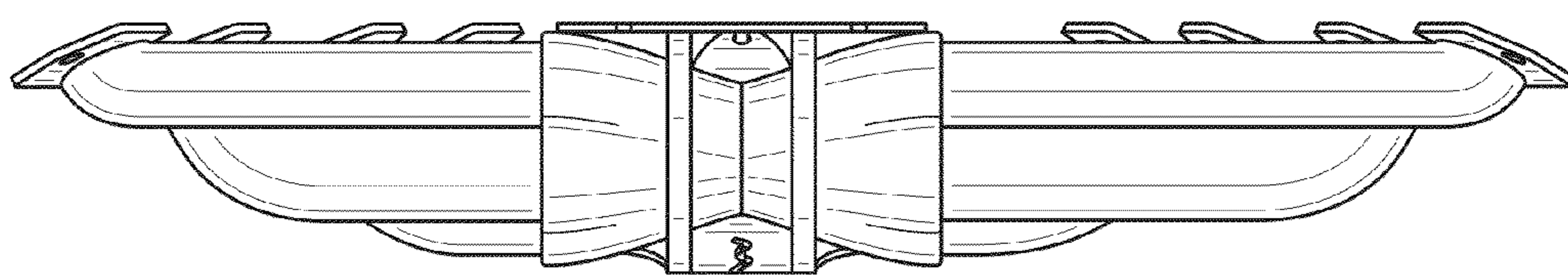


FIG. 6

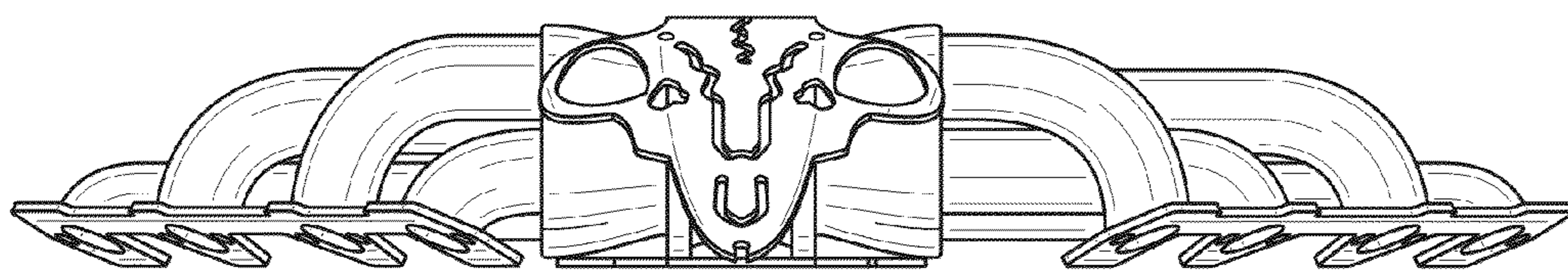


FIG. 7