



US00D722509S

(12) **United States Design Patent**
Silberberg

(10) **Patent No.:** **US D722,509 S**

(45) **Date of Patent:** **** Feb. 17, 2015**

- (54) **WELDER'S LEVEL**
- (71) Applicant: **Mark L. Silberberg**, Fallbrook, CA
(US)
- (72) Inventor: **Mark L. Silberberg**, Fallbrook, CA
(US)
- (**) Term: **14 Years**
- (21) Appl. No.: **29/468,862**
- (22) Filed: **Oct. 3, 2013**
- (51) **LOC (10) Cl.** **10-04**
- (52) **U.S. Cl.**
USPC **D10/69**
- (58) **Field of Classification Search**
CPC G01C 9/18; G01C 9/24; G01C 9/26;
G01C 9/28; G01C 9/32; G01C 9/34
USPC D10/69; 33/365, 366.11-366.27,
33/367-391
See application file for complete search history.

D395,013 S	6/1998	Webb	
D409,100 S	5/1999	Brimer	
D411,470 S	6/1999	Webb	
D504,834 S	5/2005	DeBoer et al.	
D538,186 S	3/2007	Silberberg	
D539,679 S	4/2007	Silberberg	
D590,280 S	4/2009	Allemand	
D597,871 S	8/2009	Liao	
D597,873 S	8/2009	Gofer	
D613,194 S	4/2010	Silberberg	
7,802,372 B1	9/2010	Silberberg	
7,946,045 B2	5/2011	Allemand	
D646,597 S	10/2011	Allemand	
8,061,051 B2	11/2011	Allemand	
D704,577 S *	5/2014	Levinson D10/69

* cited by examiner

Primary Examiner — Antoine D Davis
(74) *Attorney, Agent, or Firm* — James E. Brunton

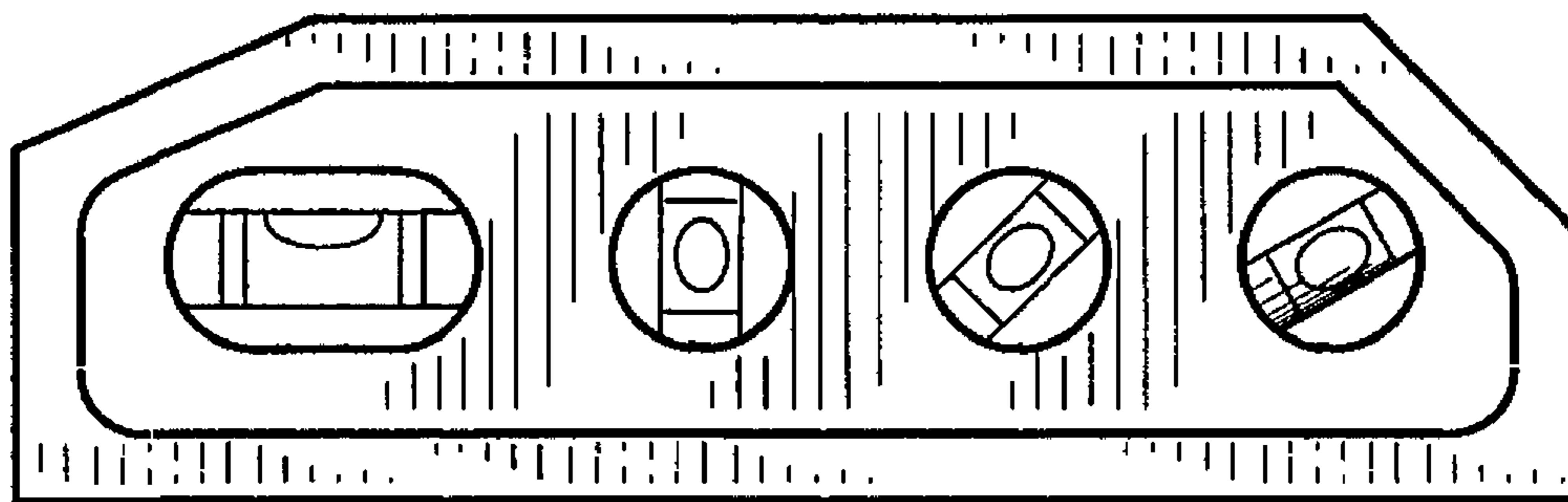
(57) **CLAIM**
The ornamental design for a “welder’s level”, as shown and described.

DESCRIPTION

FIG. 1 is a side elevational view of a “welder’s level” showing my new design;
FIG. 2 is a right end view thereof;
FIG. 3 is a left end view thereof;
FIG. 4 is a top plan view thereof; and,
FIG. 5 is a bottom plan view thereof.

1 Claim, 2 Drawing Sheets

- (56) **References Cited**
U.S. PATENT DOCUMENTS
- | | | |
|-------------|--------|-----------------|
| 3,584,212 A | 6/1971 | Hansen |
| 4,593,475 A | 6/1986 | Mayes |
| D301,553 S | 6/1989 | Makofsky et al. |
| D332,226 S | 1/1993 | Hutchins et al. |
| D355,134 S | 2/1995 | Kennedy |
| D371,309 S | 7/1996 | Webb |
| D389,758 S | 1/1998 | Motamed |



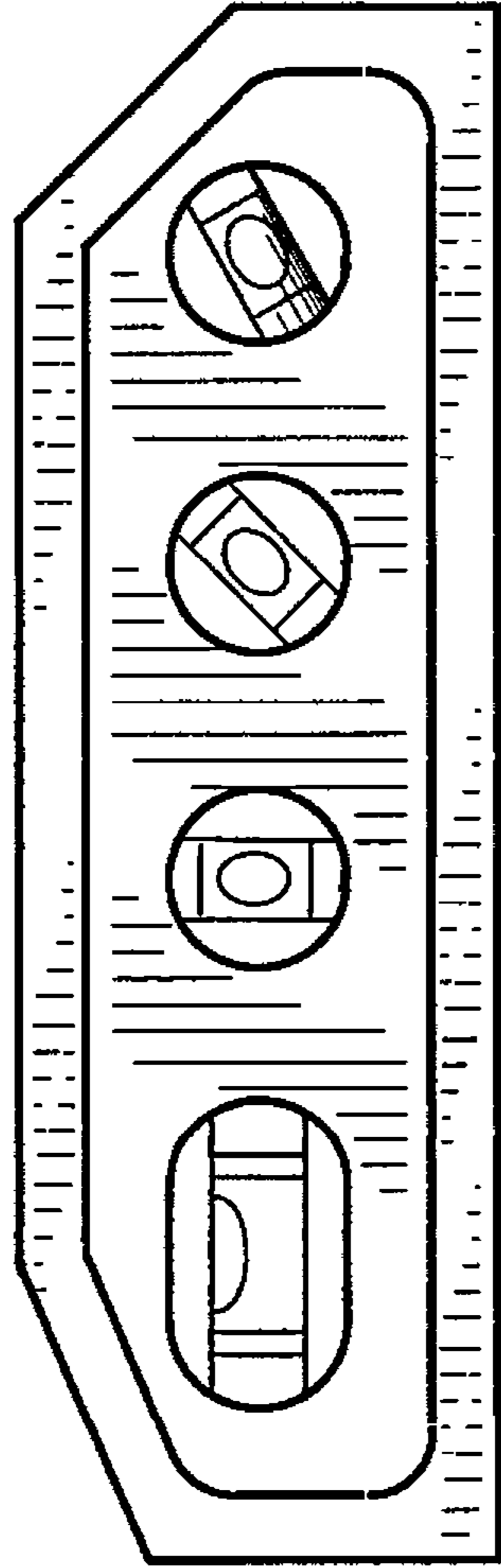


Fig. 1

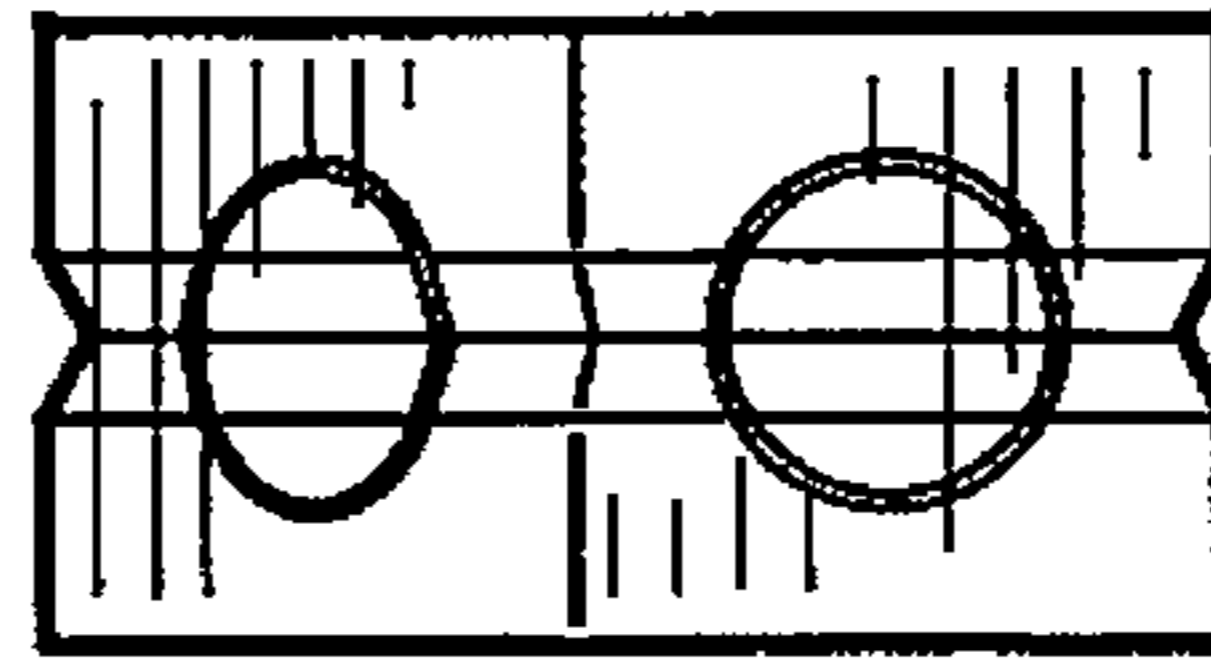


Fig. 2

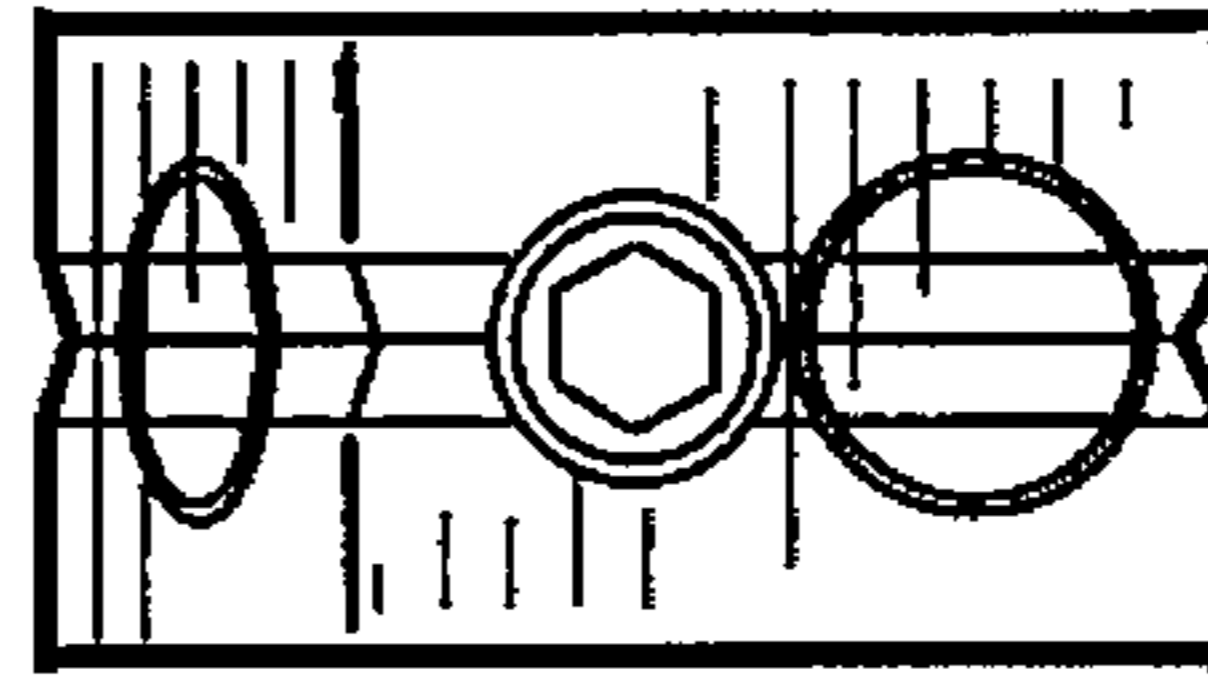


Fig. 3

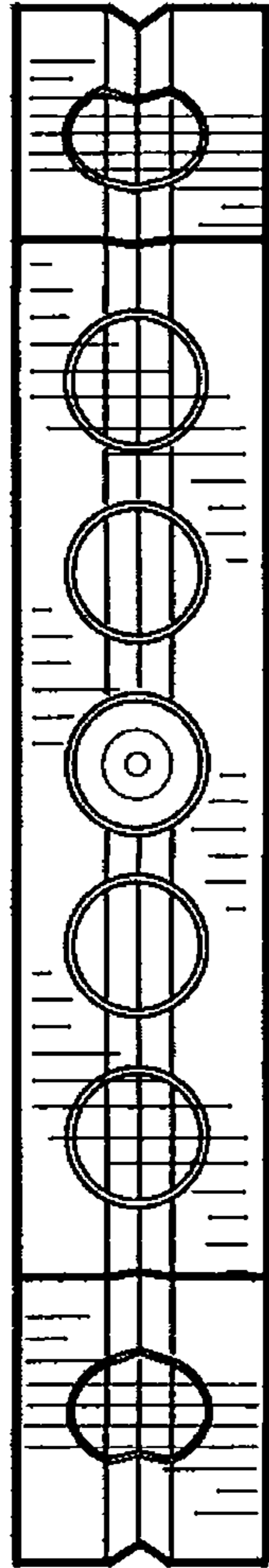


Fig. 4

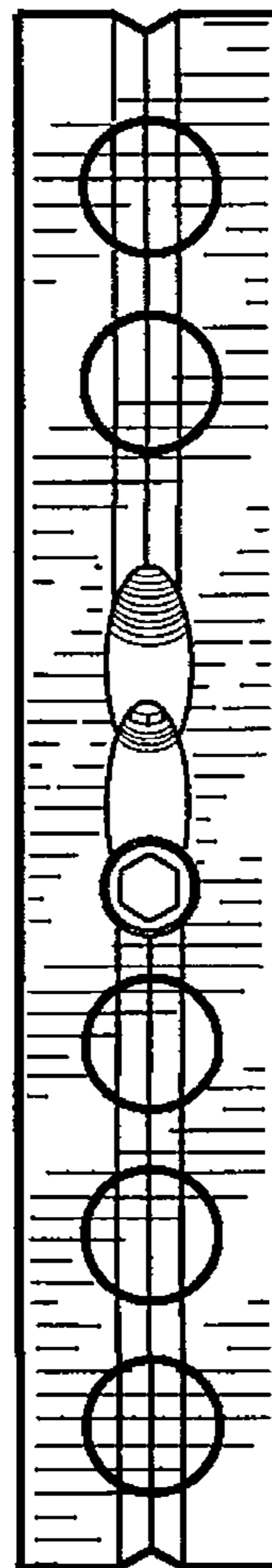


Fig. 5