



US00D722506S

(12) **United States Design Patent**  
**Dahm et al.**

(10) **Patent No.:** **US D722,506 S**

(45) **Date of Patent:** **\*\* Feb. 17, 2015**

(54) **SURFACE INDICIA FOR A PACKAGE**

(71) Applicant: **Conopco, Inc.**, Englewood Cliffs, NJ  
(US)

(72) Inventors: **Beatrice Claudia Dahm**, Köln (DE);  
**Janina Deeken**, Köln (DE); **Alice**  
**Nanako Engel-Mikkelsen**, Köln (DE);  
**Sabine Feldmeyer**, Köln (DE); **Anne**  
**Margaret Rowe**, Frome (GB)

(73) Assignee: **Conopco, Inc.**, Englewood Cliffs, NJ  
(US)

(\*\*) Term: **14 Years**

(21) Appl. No.: **29/455,437**

(22) Filed: **May 21, 2013**

(30) **Foreign Application Priority Data**

Nov. 26, 2012 (EM) ..... 002142240-0001  
Nov. 26, 2012 (EM) ..... 002142240-0002

(51) **LOC (10) Cl.** ..... **09-01**

(52) **U.S. Cl.**  
USPC ..... **D9/600; D9/631; D9/434**

(58) **Field of Classification Search**  
USPC ..... D9/600, 631, 669, 414, 430-434,  
D9/500-504, 516, 549-550, 730, 734;  
206/494, 457, 527, 540, 830; 215/400;  
220/260, 890; 229/116.1, 116.2  
See application file for complete search history.

(56) **References Cited**

**U.S. PATENT DOCUMENTS**

D119,046 S \* 2/1940 Orloff ..... D9/631  
D602,372 S \* 10/2009 Togawa ..... D9/631

D613,156 S \* 4/2010 Francis et al. .... D9/434  
D613,157 S \* 4/2010 Francis et al. .... D9/434  
D621,702 S \* 8/2010 Tekulve et al. .... D9/432  
D656,395 S \* 3/2012 Campbell et al. .... D9/434  
D678,061 S \* 3/2013 Vanden Boom et al. .... D9/434

**FOREIGN PATENT DOCUMENTS**

EA 1279613 1/2003  
JP 11-100049 4/1999  
JP 11100049 4/1999  
JP 2001031112 2/2001

**OTHER PUBLICATIONS**

Trademark Registration No. 3627356 Filed Nov. 8, 2004 Pub for  
Opposition Mar. 28, 2006.

\* cited by examiner

*Primary Examiner* — Sandra Morris

(74) *Attorney, Agent, or Firm* — Gerard J. McGowan, Jr.

(57) **CLAIM**

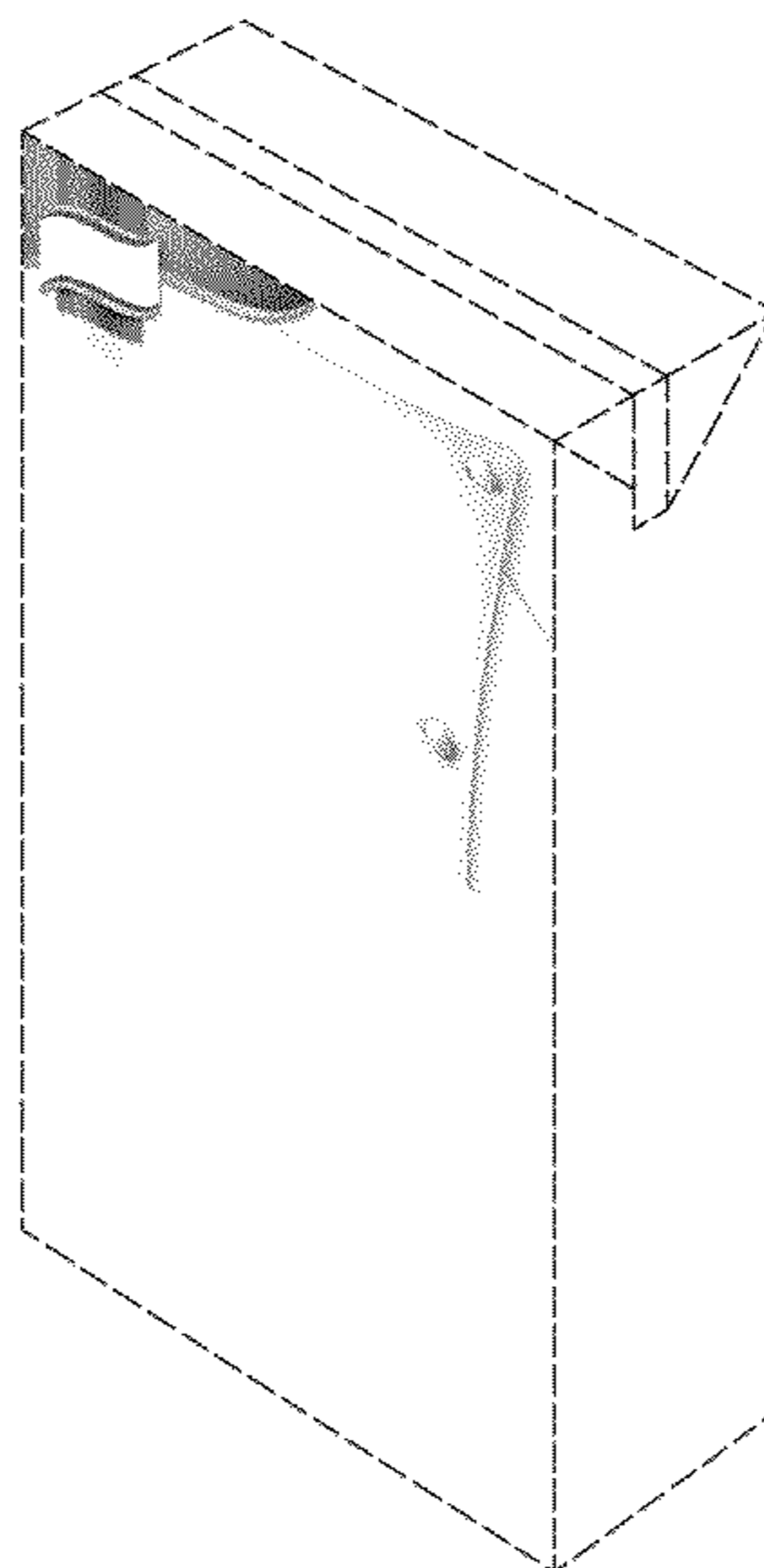
The ornamental design for surface indicia for a package, as  
shown and described.

**DESCRIPTION**

FIG. 1 is a perspective view of surface indicia for a package;  
FIG. 2 is a front elevational view thereof;  
FIG. 3 is a rear elevational view thereof;  
FIGS. 4 and 5 are side elevational views thereof;  
FIG. 6 is a top plan view thereof; and,  
FIG. 7 is a bottom plan view thereof.

The broken lines are for illustrative purpose only and form no  
part of the claimed design. The grey scale is not limited to the  
different shades of grey, but is intended to indicate that the  
design is not limited to a specific color combination.

**1 Claim, 5 Drawing Sheets**



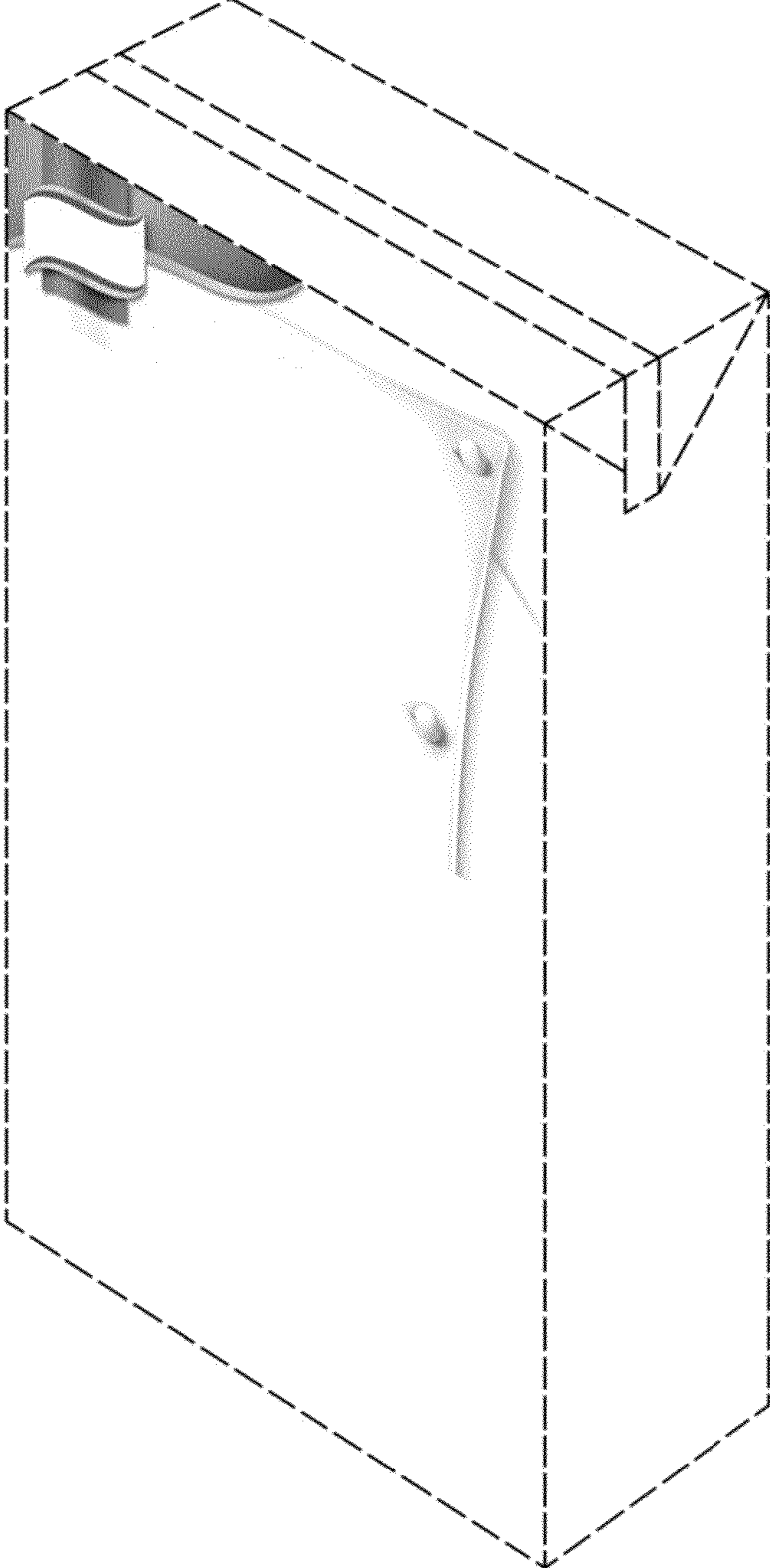


Fig. 1





Fig. 2



**Fig. 3**



Fig. 4



Fig. 5




Fig. 6



Fig. 7