



US00D722500S

(12) **United States Design Patent**  
**Stolle**

(10) **Patent No.:** **US D722,500 S**

(45) **Date of Patent:** **\*\* Feb. 17, 2015**

(54) **CAP FOR A DISPENSING BOTTLE**

(56) **References Cited**

(71) Applicant: **SHB GmbH**, Crailsheim (DE)

U.S. PATENT DOCUMENTS

(72) Inventor: **Jens-Olaf Stolle**, Crailsheim (DE)

D444,027	S	*	6/2001	Gilliam et al.	.....	D7/392.1
D504,611	S	*	5/2005	Bakic	.....	D9/446
D528,005	S	*	9/2006	Bakic	.....	D9/529
D576,494	S	*	9/2008	Bakic	.....	D9/529
D584,159	S	*	1/2009	Domoy et al.	.....	D9/558
D588,913	S	*	3/2009	Bakic	.....	D9/435
D608,196	S	*	1/2010	Beilke	.....	D9/449
7,694,845	B2	*	4/2010	Tilton	.....	220/799
D686,872	S	*	7/2013	Lane	.....	D7/392.1
D690,558	S	*	10/2013	Lane	.....	D7/510
D695,613	S	*	12/2013	Miranda De Araujo	.....	
				et al.	.....	D9/449
D702,551	S	*	4/2014	Wisniewski et al.	.....	D9/449
D711,231	S	*	8/2014	Pun	.....	D9/449

(73) Assignee: **SHB GmbH**, Crailsheim (DE)

(\*\*) Term: **14 Years**

(21) Appl. No.: **29/478,978**

(22) Filed: **Jan. 10, 2014**

\* cited by examiner

(30) **Foreign Application Priority Data**

Aug. 16, 2013 (WO) ..... DM/081 693

(51) **LOC (10) Cl.** ..... **09-07**

(52) **U.S. Cl.**  
USPC ..... **D9/449**

(58) **Field of Classification Search**  
USPC ..... D6/542-545; D7/300, 321, 392.1,  
D7/396.2, 500, 507, 509, 510, 511, 900;  
D9/434-449, 452-455, 682, 685;  
215/200, 235, 236, 252, 259, 329,  
215/355-364; 220/200, 220,  
220/203.04-203.07, 254.1, 254.4, 556, 703,  
220/704, 705; D28/4, 76, 88, 89, 92, 91.1

See application file for complete search history.

*Primary Examiner* — Robert M Spear

*Assistant Examiner* — Marissa J Cash

(74) *Attorney, Agent, or Firm* — Laurence A. Greenberg;  
Werner H. Stemer; Ralph E. Locher

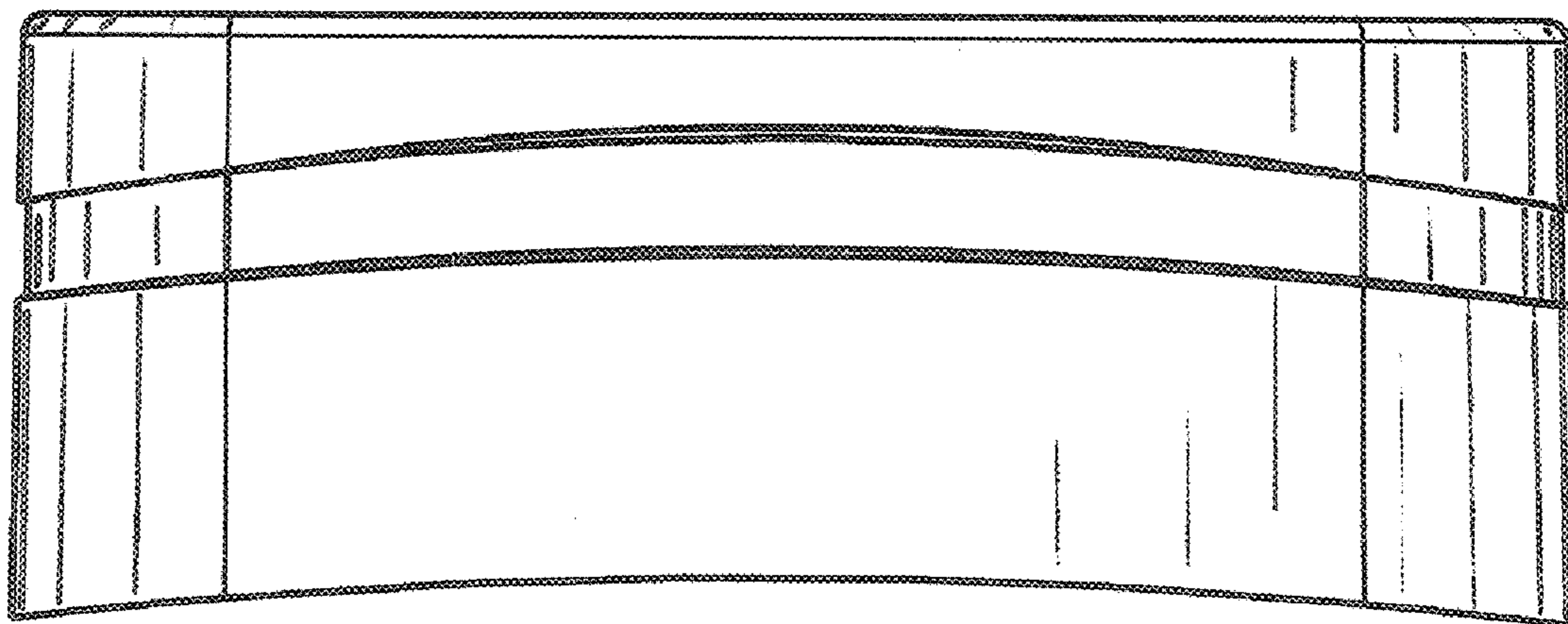
(57) **CLAIM**

The ornamental design for a cap for a dispensing bottle, as shown and described.

**DESCRIPTION**

FIG. 1 is a front elevation view of the cap for a dispensing bottle, showing my new design; FIG. 2 is a side elevation view thereof; and, FIG. 3 is a top plan view thereof. The broken lines in the drawings represent unclaimed environmental subject matter and form no part of the claim.

**1 Claim, 3 Drawing Sheets**



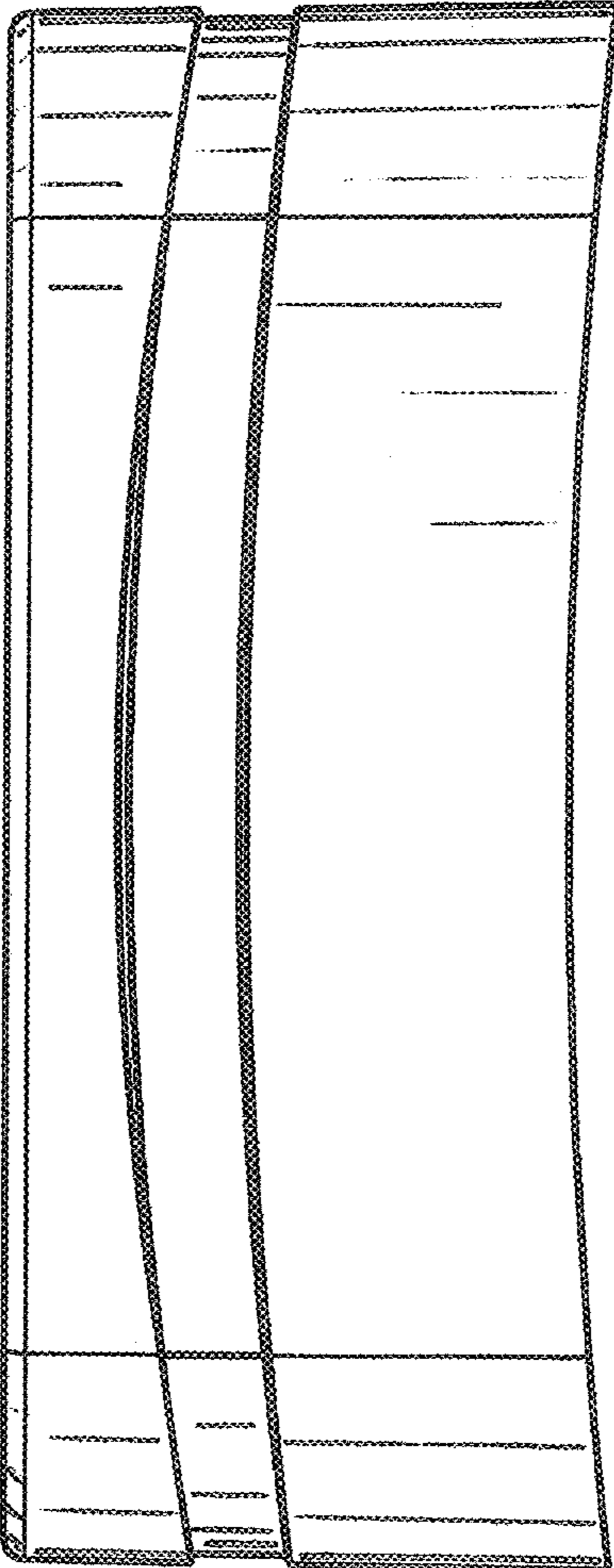


FIG. 1

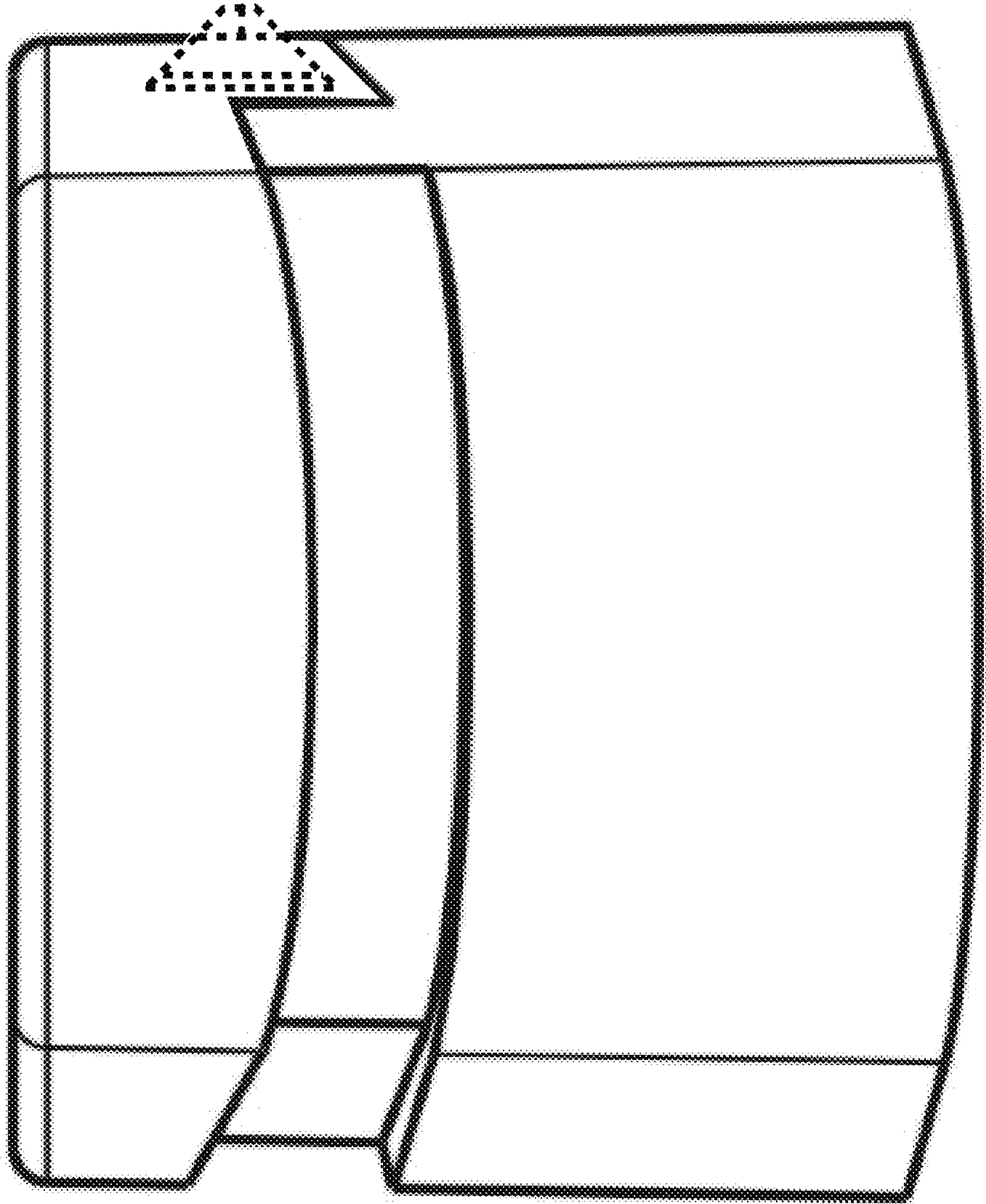


FIG. 2

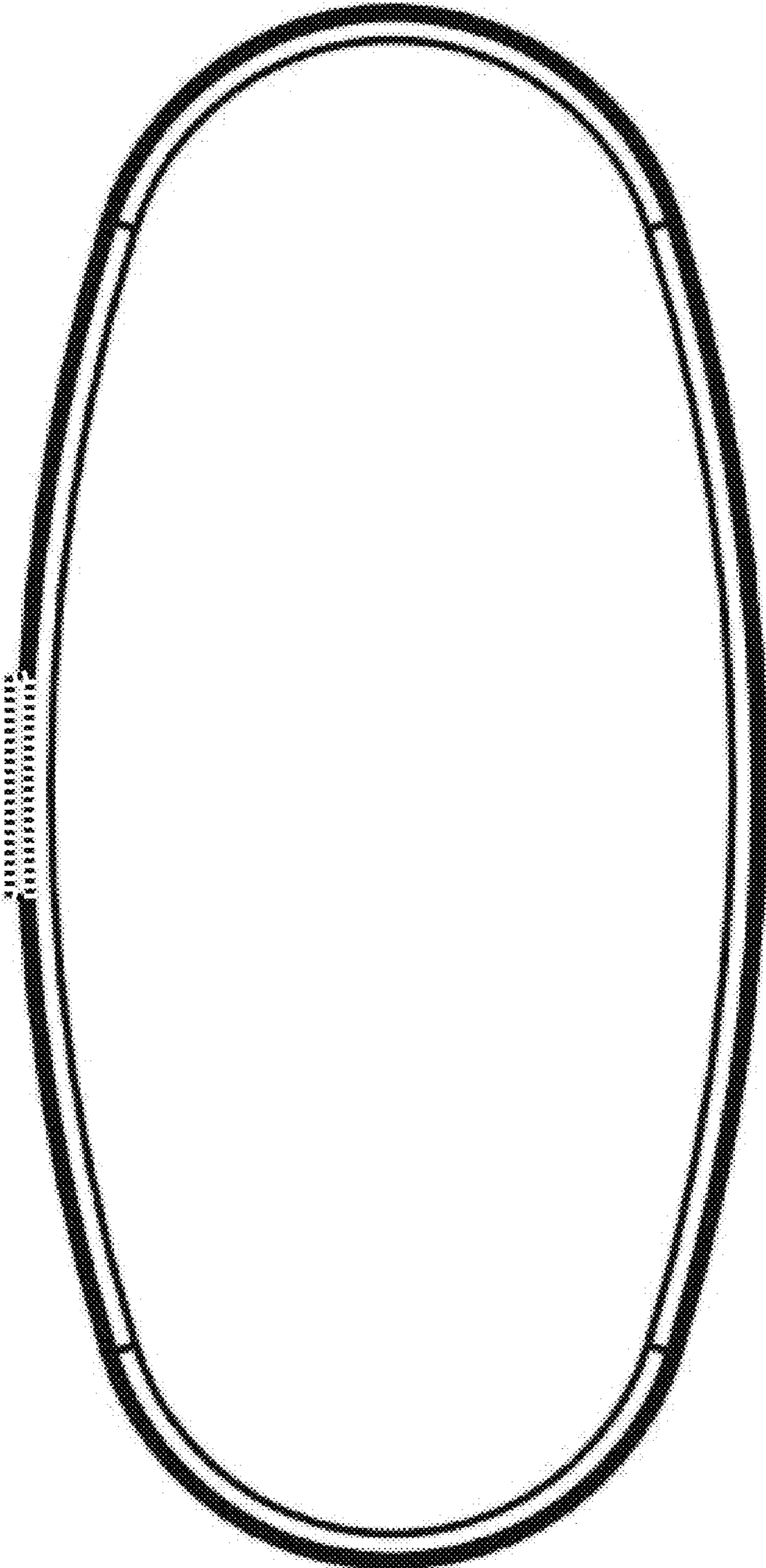


FIG. 3