



US00D722442S

(12) **United States Design Patent**
Maggiar

(10) **Patent No.:** **US D722,442 S**

(45) **Date of Patent:** **** Feb. 17, 2015**

(54) **FURNITURE**

(71) Applicant: **Ambroise Maggiar**, Paris (FR)

(72) Inventor: **Ambroise Maggiar**, Paris (FR)

(**) Term: **14 Years**

(21) Appl. No.: **29/440,614**

(22) Filed: **Dec. 21, 2012**

(30) **Foreign Application Priority Data**

Jul. 2, 2012 (WO) DM/078694

(51) **LOC (10) Cl.** **06-01**

(52) **U.S. Cl.**

USPC **D6/335**

(58) **Field of Classification Search**

USPC D6/334-338, 349, 355, 361, 368-370,
D6/376, 379-381, 716, 716.1, 716.2, 340,
D6/354; 297/16.1, 42, 94, 135, 175, 232,
297/233, 350, 351, 445.1, 448.1, 448.2,
297/451.9; 5/12.1, 12.2

See application file for complete search history.

(56) **References Cited**

U.S. PATENT DOCUMENTS

2,321,177 A * 6/1943 Blossom 297/141
D326,191 S * 5/1992 Schiffman D6/338
D373,476 S * 9/1996 Hull D6/338
D459,097 S * 6/2002 Liu D6/336

D459,901 S * 7/2002 Liu D6/336
D482,538 S * 11/2003 Fischer D6/336
D618,000 S * 6/2010 Hernandez et al. D6/336
D618,923 S * 7/2010 Vu D6/338
D672,977 S * 12/2012 Lade D6/336
D673,380 S * 1/2013 Lade D6/336

* cited by examiner

Primary Examiner — Sandra Snapp

(74) *Attorney, Agent, or Firm* — Blue Filament Law PLLC;
Avery N. Goldstein


(57) **CLAIM**

The ornamental design for a furniture, as shown and described.

DESCRIPTION

FIG. 1 is an elevated front perspective view of a furniture with the constituent tables disengaged;
FIG. 2 is an explode bottom perspective view of the furniture depicted in FIG. 1;
FIG. 3 is a bottom view of the furniture depicted in FIG. 1 with the constituent tables engaged;
FIG. 4 is a top view of the furniture depicted in FIG. 3;
FIG. 5 is front view of the furniture depicted in FIG. 2;
FIG. 6 is side view of the furniture depicted in FIG. 2, where the opposing side is identical to that of FIG. 6; and,
FIG. 7 is a bottom perspective view of the furniture depicted in FIG. 3.

1 Claim, 4 Drawing Sheets






FIG. 1




FIG. 2




FIG. 3




FIG. 4

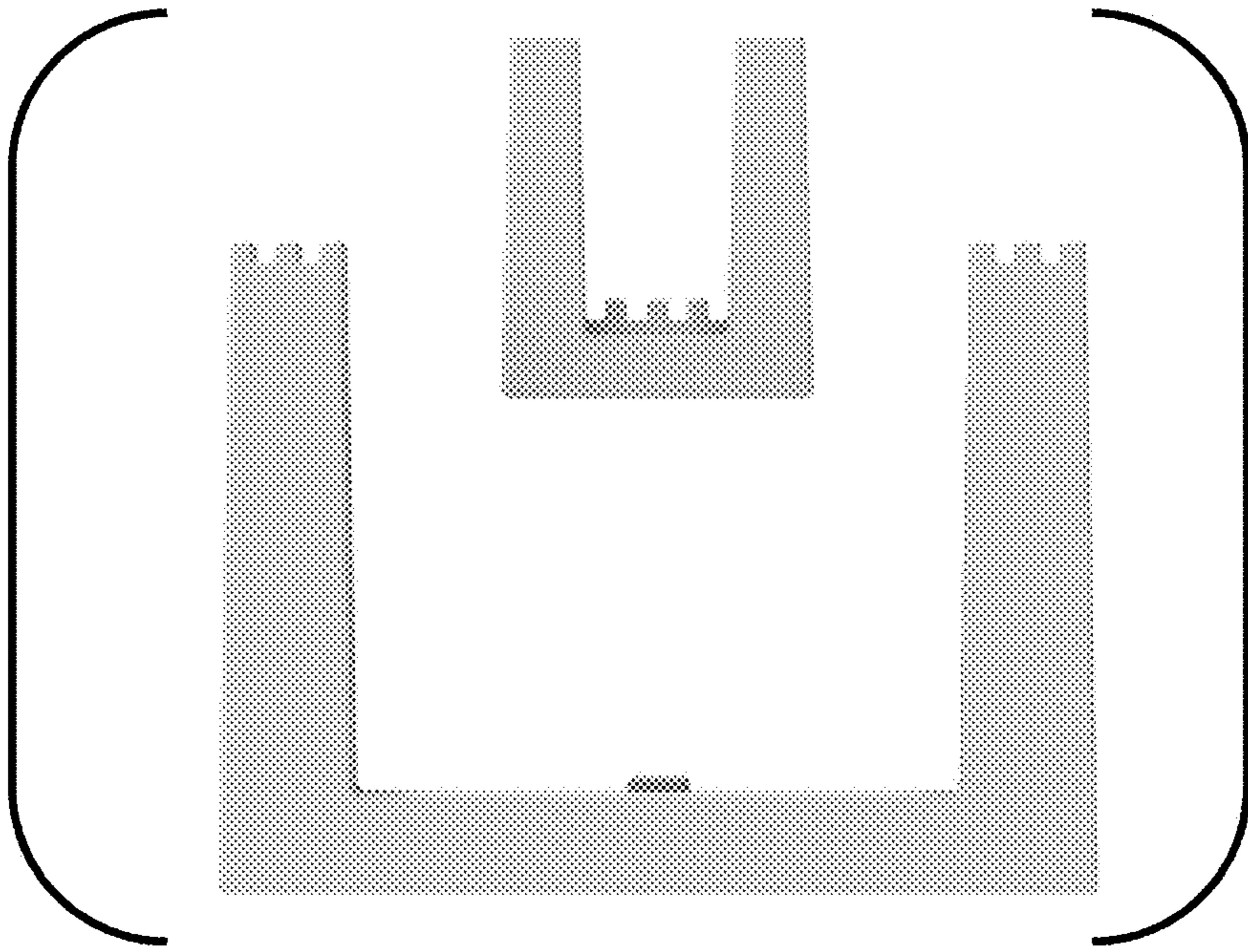


FIG. 5

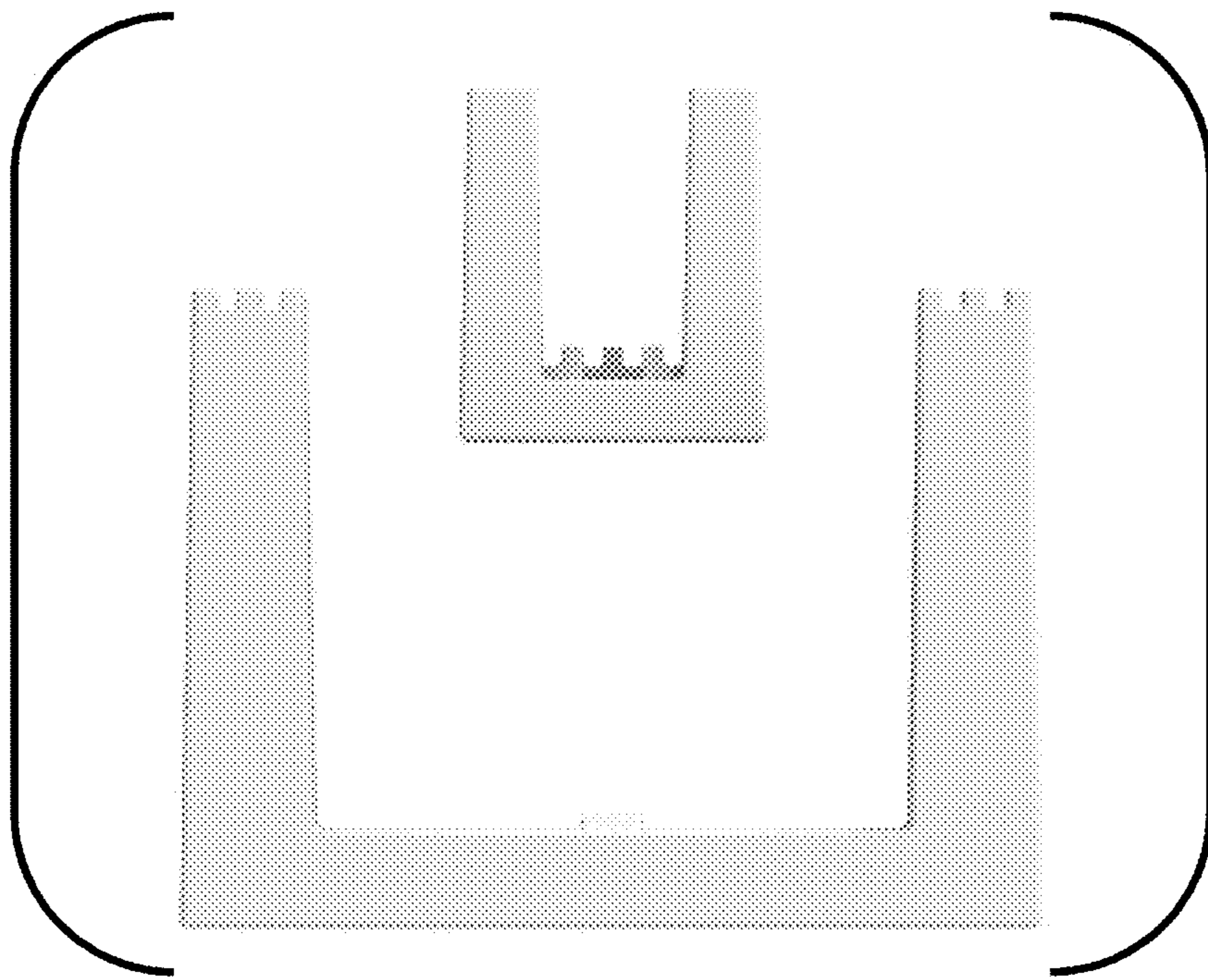


FIG. 6

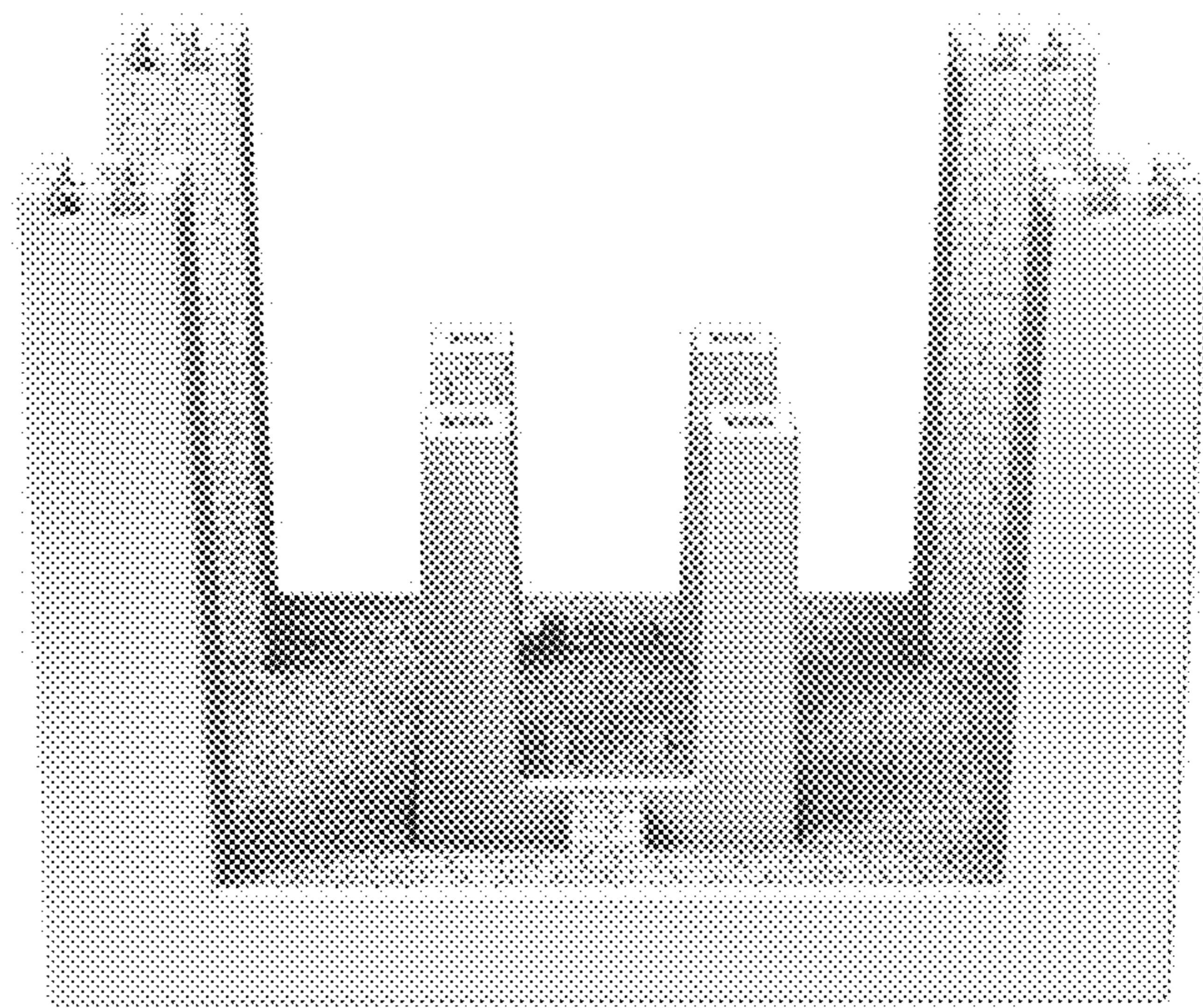


FIG. 7