

US00D722439S

(12) **United States Design Patent**
Goodman et al.

(10) **Patent No.:** **US D722,439 S**
(45) **Date of Patent:** **** Feb. 17, 2015**

(54) **ACCESSORY HOLDER**

(71) Applicant: **Spectrum Diversified Designs, Inc.**,
Streetsboro, OH (US)
(72) Inventors: **Sheldon H. Goodman**, Solon, OH (US);
Phaysouk Xayoiphonh, Akron, OH
(US)

(73) Assignee: **Spectrum Diversified Designs, Inc.**,
Streetsboro, OH (US)

(**) Term: **14 Years**

(21) Appl. No.: **29/495,452**

(22) Filed: **Jul. 1, 2014**

(51) **LOC (10) Cl.** **06-08**

(52) **U.S. Cl.**
USPC **D6/317**

(58) **Field of Classification Search**
CPC A47G 25/28; A47G 25/32; A47G 25/743;
A47G 25/24; A47G 25/18; A47G 25/52;
A47G 25/70; A47G 25/74; A47G 29/08;
A47B 81/007; A47B 55/02
USPC D6/315-328; 223/85-98; 211/10, 13.1,
211/85.3, 86.01, 113, 119

See application file for complete search history.

(56) **References Cited**

U.S. PATENT DOCUMENTS

1,769,076	A *	7/1930	Shrack	223/94
2,417,089	A *	3/1947	Sardo	432/261
2,468,526	A *	4/1949	Tusay	223/88
D250,242	S *	11/1978	Knobel et al.	D6/317
4,136,784	A *	1/1979	Knobel et al.	211/119

* cited by examiner

Primary Examiner — Derrick Holland

Assistant Examiner — Lauren Calve

(74) *Attorney, Agent, or Firm* — Benesch Friedlander
Coplan & Aronoff LLP


(57) **CLAIM**

What is claimed is the ornamental design for an accessory holder, as shown and described.

DESCRIPTION

FIG. 1 is a perspective view of an accessory holder showing a new design;
FIG. 2 is a top view of the accessory holder of FIG. 1;
FIG. 3 is a right side view of the accessory holder of FIG. 1
FIG. 4 is a front view of the accessory holder of FIG. 1;
FIG. 5 is a left side view of the accessory holder of FIG. 1;
and,
FIG. 6 is a bottom view of the accessory holder of FIG. 1.
The broken lines shown represent unclaimed subject matter and form no part of the claimed design.

1 Claim, 2 Drawing Sheets






FIG. 1




FIG. 2

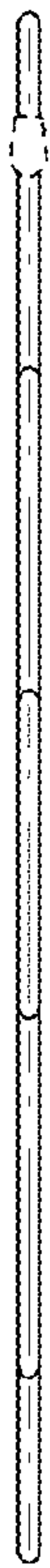


FIG. 3




FIG. 4



FIG. 5

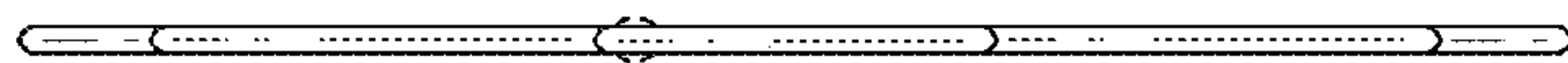


FIG. 6