



US00D722438S

(12) **United States Design Patent**
Tsai

(10) **Patent No.:** **US D722,438 S**

(45) **Date of Patent:** **** Feb. 17, 2015**

(54) **SCARF HANGER**

(71) Applicant: **Tsung-Yu Tsai**, Changhua (TW)

(72) Inventor: **Tsung-Yu Tsai**, Changhua (TW)

(**) Term: **14 Years**

(21) Appl. No.: **29/497,376**

(22) Filed: **Jul. 23, 2014**

(51) **LOC (10) Cl.** **06-08**

(52) **U.S. Cl.**
USPC **D6/315**

(58) **Field of Classification Search**
CPC A47G 25/28; A47G 25/32; A47G 25/743;
A47G 25/4023; A47G 25/36; A47G 25/24;
A47G 25/18; A47G 25/52; A47G 25/70;
A47G 25/74; A47G 29/08; A47B 81/007;
A47B 55/02
USPC D6/315-328; 223/85-98; 211/10, 13.1,
211/85.3, 86.01, 113, 119

See application file for complete search history.

(56) **References Cited**

U.S. PATENT DOCUMENTS

4,944,417	A	*	7/1990	Datlow	211/184
D323,748	S	*	2/1992	LaCroix et al.	D6/315
D569,110	S	*	5/2008	Chapman et al.	D6/319
D678,700	S	*	3/2013	Carr et al.	D6/513
D701,706	S	*	4/2014	Carr et al.	D6/514

* cited by examiner

Primary Examiner — Derrick Holland

Assistant Examiner — Lauren Calve

(74) *Attorney, Agent, or Firm* — QuickPatents; Kevin Prince

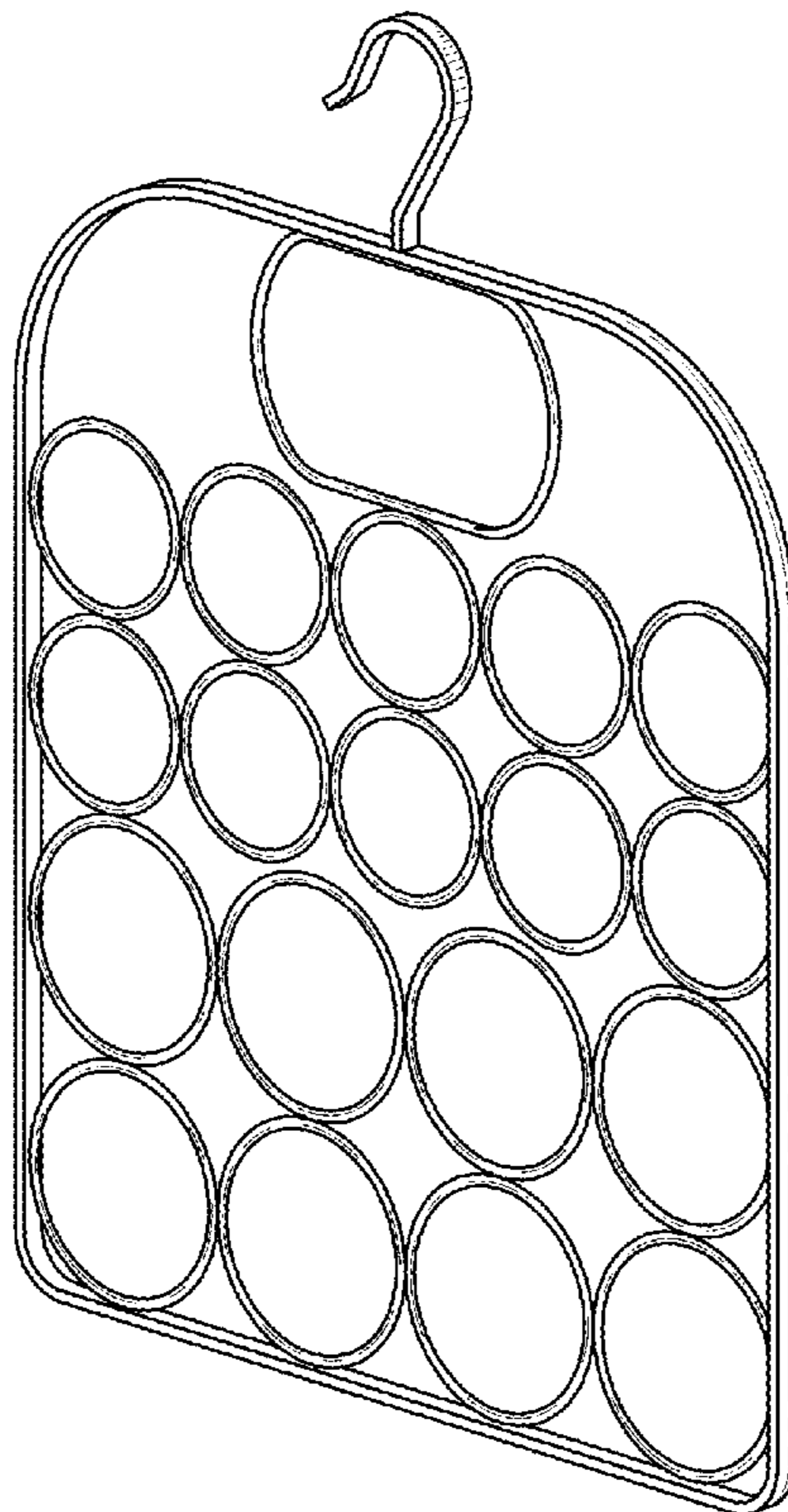
(57) **CLAIM**

I claim the ornamental design for a scarf hanger, as shown and described.

DESCRIPTION

FIG. 1 is a perspective view of a scarf hanger, showing my new design;
FIG. 2 is a front elevational view thereof, the rear elevational view being a mirror image thereof;
FIG. 3 is a right-side elevational view thereof;
FIG. 4 is a left-side elevational view thereof;
FIG. 5 is a top plan view thereof; and,
FIG. 6 is a bottom plan view thereof.

1 Claim, 3 Drawing Sheets






FIG. 1




FIG. 2

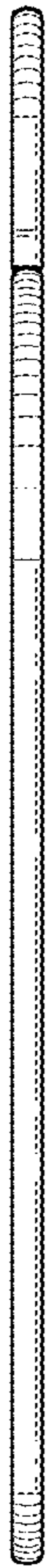


FIG. 3

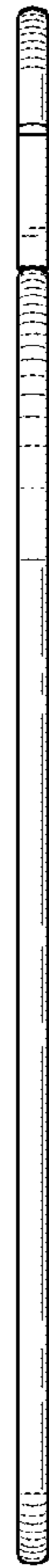


FIG. 4

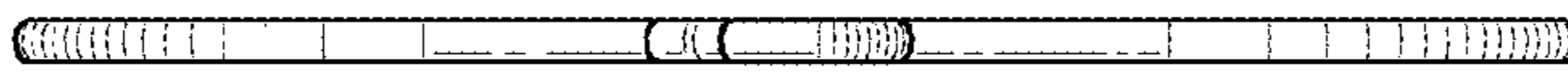


FIG. 5

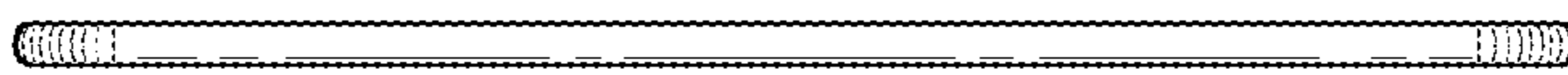


FIG. 6