

US00D722427S

(12) **United States Design Patent**
Glancy, Jr.

(10) **Patent No.:** **US D722,427 S**
(45) **Date of Patent:** **** Feb. 17, 2015**

(54) **SHOE BOTTOM**

(75) Inventor: **Michael McCoy Glancy, Jr.**, Baltimore, MD (US)

(73) Assignee: **Under Armour, Inc.**, Baltimore, MD (US)

(**) Term: **14 Years**

(21) Appl. No.: **29/422,053**

(22) Filed: **May 16, 2012**

(51) **LOC (10) Cl.** **02-04**

(52) **U.S. Cl.**
USPC **D2/953**; D2/951; D2/960

(58) **Field of Classification Search**
USPC D2/902, 906, 908, 916, 918, 925,
D2/946-962, 977; 36/3 B, 22 R, 24.5, 25 R,
36/28, 32 R, 34 R, 59 C, 67 A, 103
See application file for complete search history.

(56) **References Cited**

U.S. PATENT DOCUMENTS

D385,689	S	*	11/1997	James	D2/902
6,018,889	A	*	2/2000	Friton	36/28
6,108,943	A	*	8/2000	Hudson et al.	36/102
D436,247	S	*	1/2001	Burt	D2/954
D462,829	S	*	9/2002	Rogers	D2/959
D471,696	S	*	3/2003	Recchi	D2/960
D507,096	S	*	7/2005	Chen	D2/953
7,398,608	B2	*	7/2008	Schoenborn	36/28
D574,130	S	*	8/2008	Le	D2/956

D580,137	S	*	11/2008	Andersen et al.	D2/952
D582,639	S	*	12/2008	Rosenbaum	D2/953
D582,640	S	*	12/2008	Rosenbaum	D2/953
D594,195	S	*	6/2009	Nakano	D2/957
D604,488	S	*	11/2009	Amphyon	D2/953
D627,144	S	*	11/2010	Bettencourt	D2/951
D630,423	S	*	1/2011	Asquini	D2/956
7,997,010	B2	*	8/2011	Rosenbaum	36/25 R
D655,902	S	*	3/2012	Debiase	D2/957
D671,301	S	*	11/2012	Dombrow	D2/951
D677,868	S	*	3/2013	Kue	D2/951
D690,918	S	*	10/2013	Dombrow	D2/957
D693,101	S	*	11/2013	Dombrow	D2/953

* cited by examiner

Primary Examiner — T. Chase Nelson

(57) **CLAIM**

The ornamental design for a shoe bottom, as shown and described.

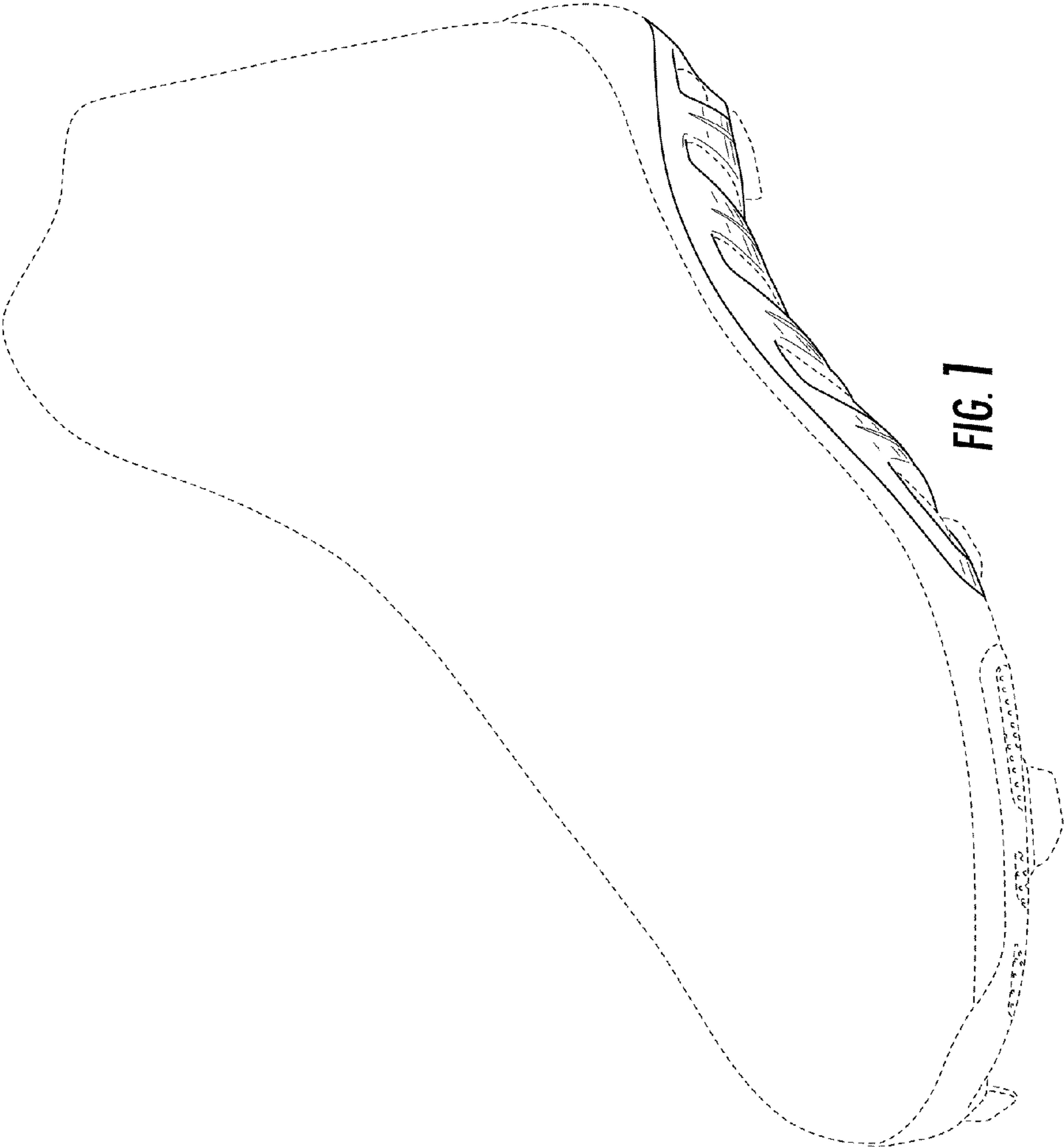
DESCRIPTION

FIG. 1 is a perspective view of a shoe bottom according to the present invention;
FIG. 2 is a bottom view of the shoe bottom of FIG. 1;
FIG. 3 is a top view of the shoe bottom of FIG. 1;
FIG. 4 is a right side view of the shoe bottom of FIG. 1;
FIG. 5 is a left side view of the shoe bottom of FIG. 1;
FIG. 6 is a front view of the shoe bottom of FIG. 1; and,
FIG. 7 is a rear view of the shoe bottom of FIG. 1.

The broken lines in the figures merely illustrate the environment for the shoe bottom of the present design and therefore form no part of the claimed design.

1 Claim, 7 Drawing Sheets








FIG. 2

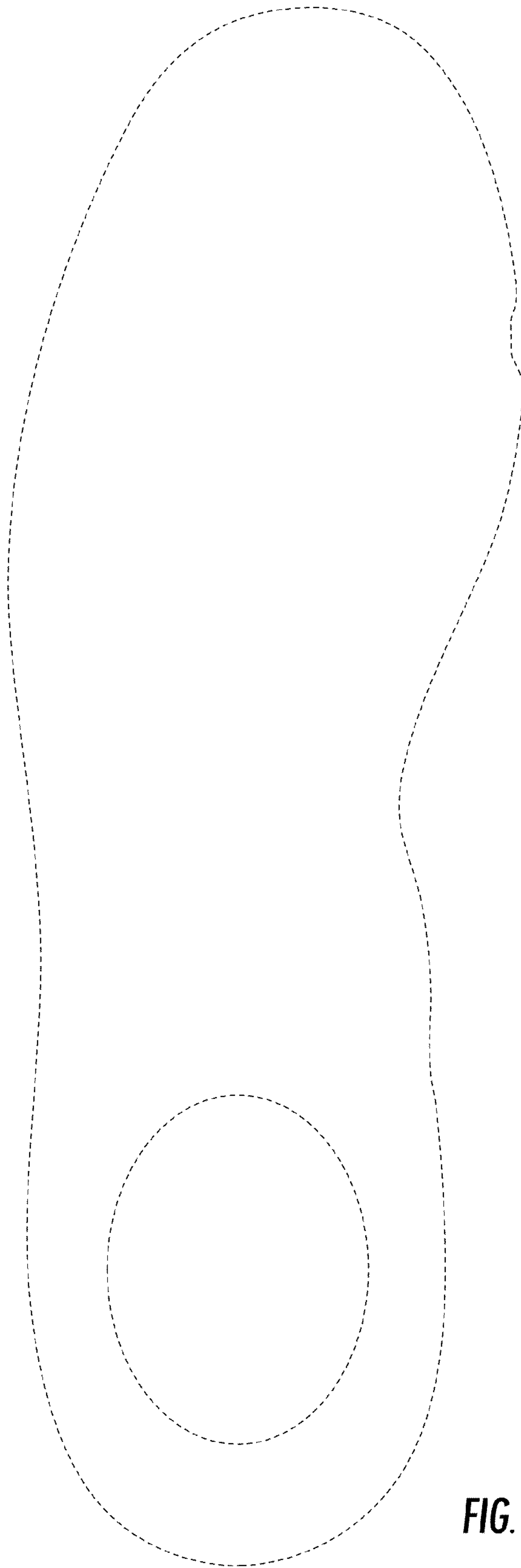


FIG. 3



FIG. 4

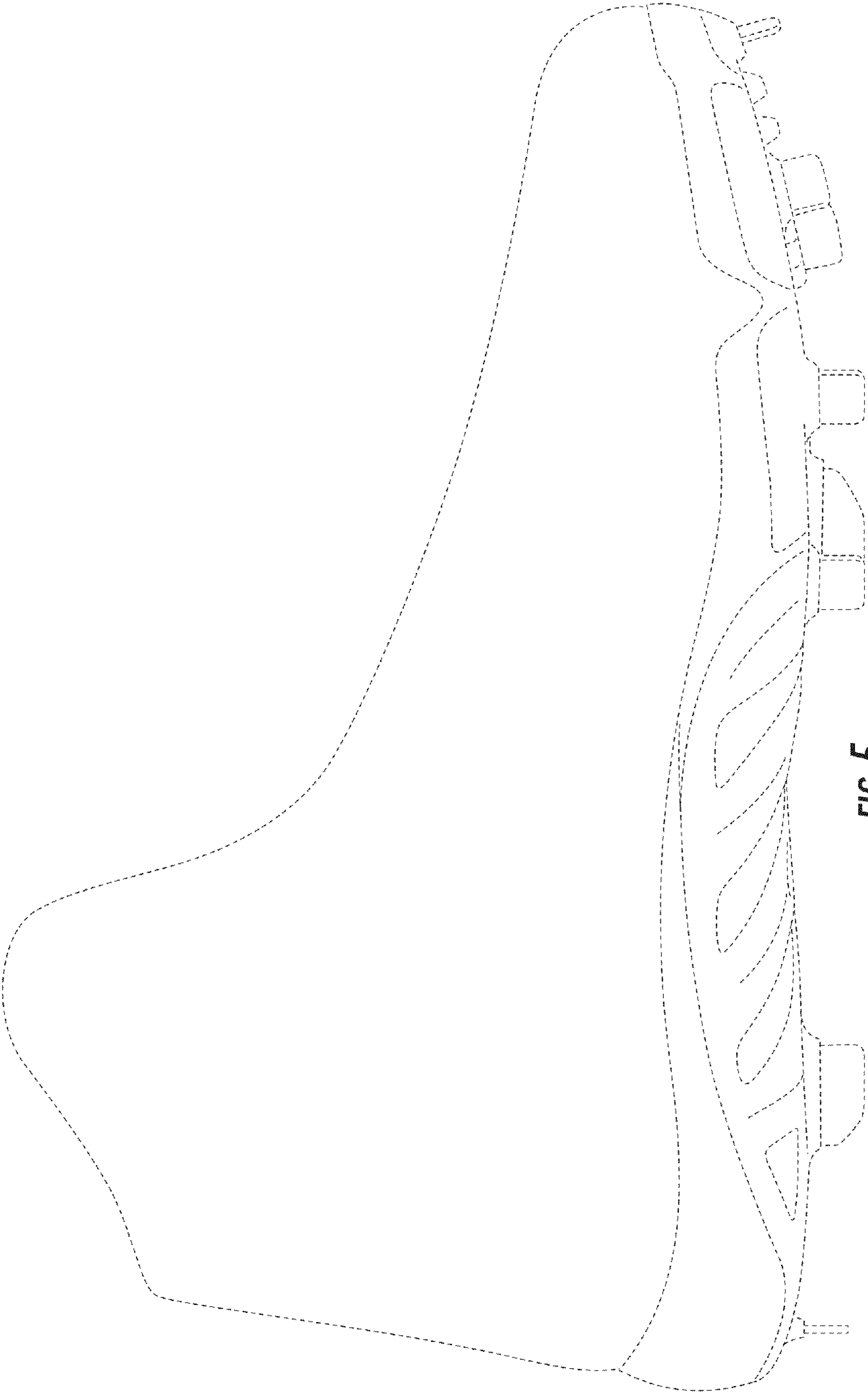


FIG. 5

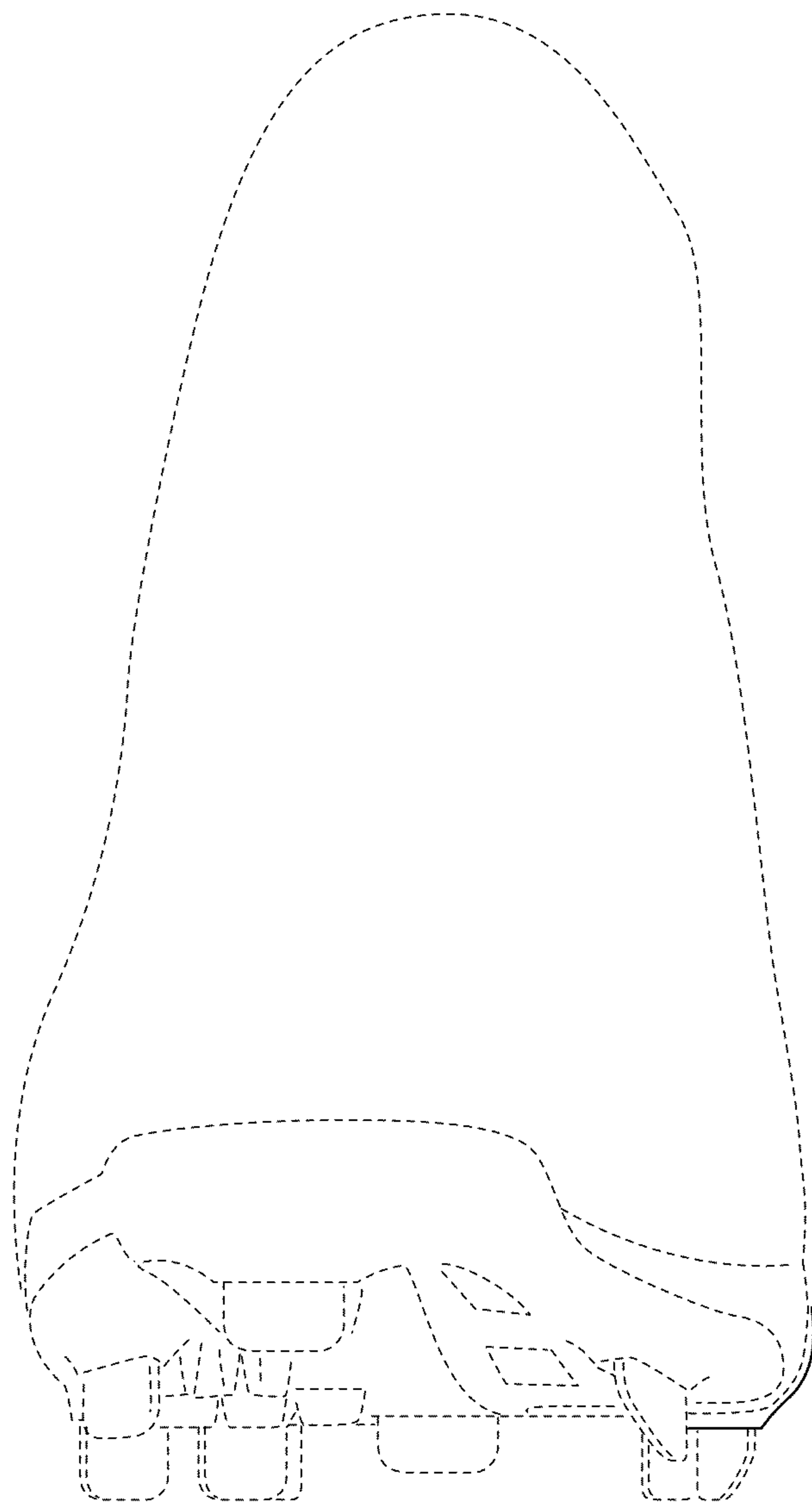


FIG. 6

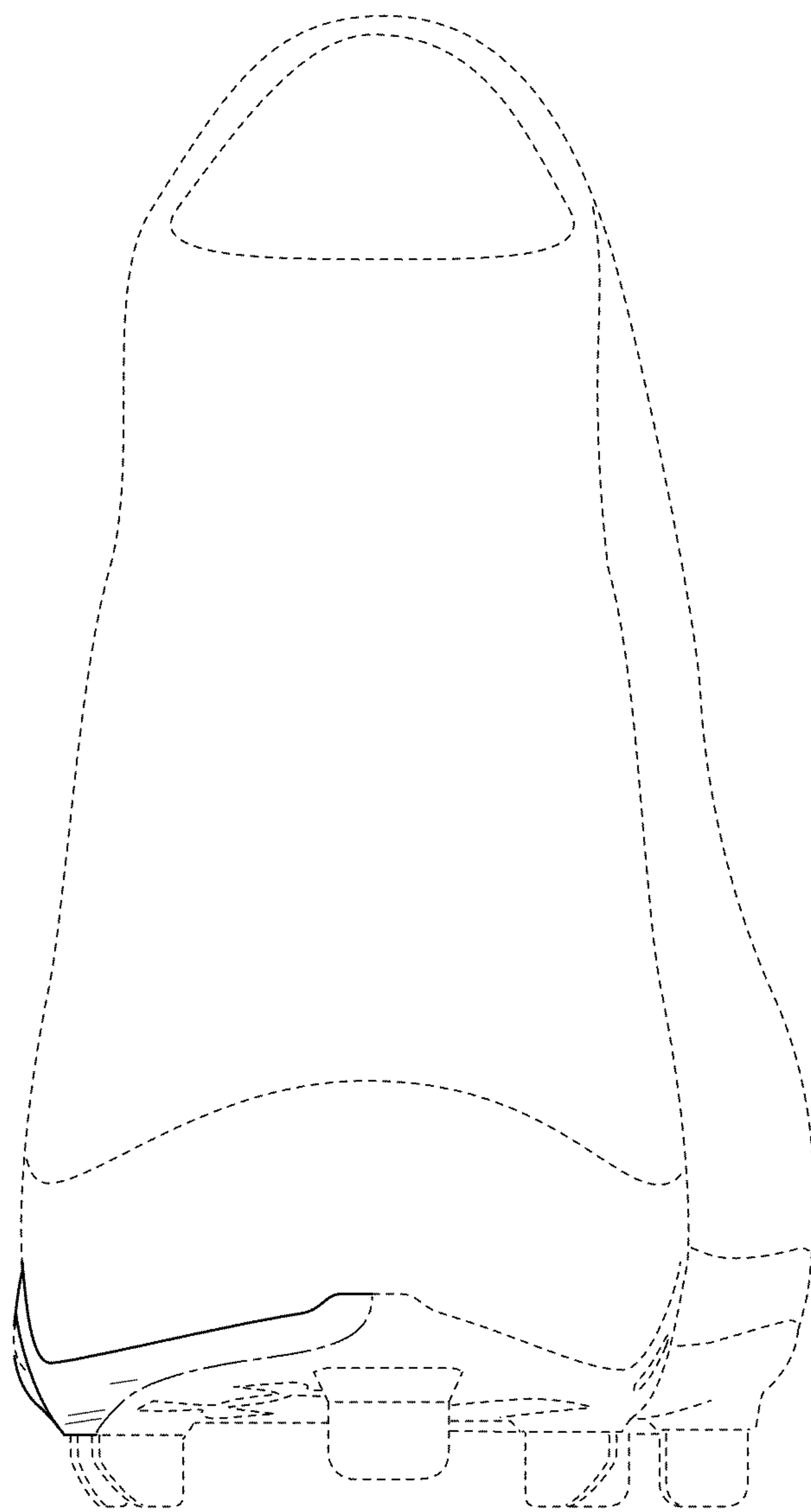


FIG. 7