

US00D722412S

(12) **United States Design Patent**  
**Tsai**

(10) **Patent No.:** **US D722,412 S**

(45) **Date of Patent:** **\*\* Feb. 10, 2015**

(54) **SCRAPER HANDLE**

(76) Inventor: **Yu-Chen Tsai**, Taichung (TW)

(\*\*) Term: **14 Years**

(21) Appl. No.: **29/425,916**

(22) Filed: **Jun. 28, 2012**

(51) **LOC (10) Cl.** ..... **08-05**

(52) **U.S. Cl.**  
USPC ..... **D32/46; D32/48; D8/107**

(58) **Field of Classification Search**  
USPC ..... **D32/50-52, 40, 44, 45-49; 473/301, 473/302; 15/143.1, 119.2, 120.1, 120.2, 15/116.1, 116.2, 150, 209.1-210.1; 401/137-140; D8/107, 300, 99; D4/138**

See application file for complete search history.

(56) **References Cited**

**U.S. PATENT DOCUMENTS**

1,872,939	A *	8/1932	Haddican	30/517
D229,023	S *	11/1973	Laurenti	D8/61
4,064,588	A *	12/1977	Cooper	15/236.08
4,156,966	A *	6/1979	Eubank	30/166.3
4,481,689	A *	11/1984	Westmoreland	15/236.01
D283,067	S *	3/1986	McLin	D32/45
D353,240	S *	12/1994	Naterman	D32/46
D354,595	S *	1/1995	Wasak	D32/52
D366,130	S *	1/1996	Ordonez	D32/46
D380,653	S *	7/1997	Ayon	D7/696
D383,577	S *	9/1997	Lyons	D32/46
D400,421	S *	11/1998	Okada	D8/97
D416,118	S *	11/1999	Paden	D32/46
6,012,194	A *	1/2000	Eshbach et al.	15/143.1
D425,121	S *	5/2000	Bardet	D19/53
6,145,151	A *	11/2000	Herron et al.	15/143.1
D437,095	S *	1/2001	Osiecki et al.	D32/40
D439,418	S *	3/2001	Woodnorth et al.	D4/138
D446,098	S *	8/2001	Kilduff	D8/39
D448,266	S *	9/2001	Young et al.	D8/99
D456,969	S *	5/2002	Steinmetz et al.	D32/46
D458,526	S *	6/2002	Budrow	D8/99

D459,029	S *	6/2002	Ishida	D28/59
D463,670	S *	10/2002	Schmidt et al.	D4/135
D463,917	S *	10/2002	Woodnorth et al.	D4/135
6,513,249	B2 *	2/2003	Linton et al.	30/286
D478,351	S *	8/2003	Belton et al.	D19/53
D491,729	S *	6/2004	Woodnorth et al.	D4/138
D544,666	S *	6/2007	Lin	D32/46
D547,633	S *	7/2007	Troxell	D8/97
D549,543	S *	8/2007	Tsai	D8/107
D556,408	S *	11/2007	Lang et al.	D32/52
D588,269	S *	3/2009	Wall	D24/146
D594,292	S *	6/2009	Eide et al.	D7/694
7,555,802	B2 *	7/2009	Bohannon et al.	15/113
D598,265	S *	8/2009	Wu	D8/99
D608,445	S *	1/2010	Bullemer et al.	D24/147
D629,274	S *	12/2010	Wu	D8/99
D634,173	S *	3/2011	Kenny	D8/98
7,963,040	B2 *	6/2011	Shan et al.	30/90.1
D644,030	S *	8/2011	Gates et al.	D4/138
8,042,273	B2 *	10/2011	Drake et al.	30/90.4
D655,510	S *	3/2012	Jossem	D4/114
8,359,700	B1 *	1/2013	Zeidan	15/236.07
D681,417	S *	5/2013	Packard et al.	D8/98
D681,959	S *	5/2013	Myoung	D4/127
D684,263	S *	6/2013	Grauhan et al.	D24/146

(Continued)

*Primary Examiner* — John Windmuller

(57)

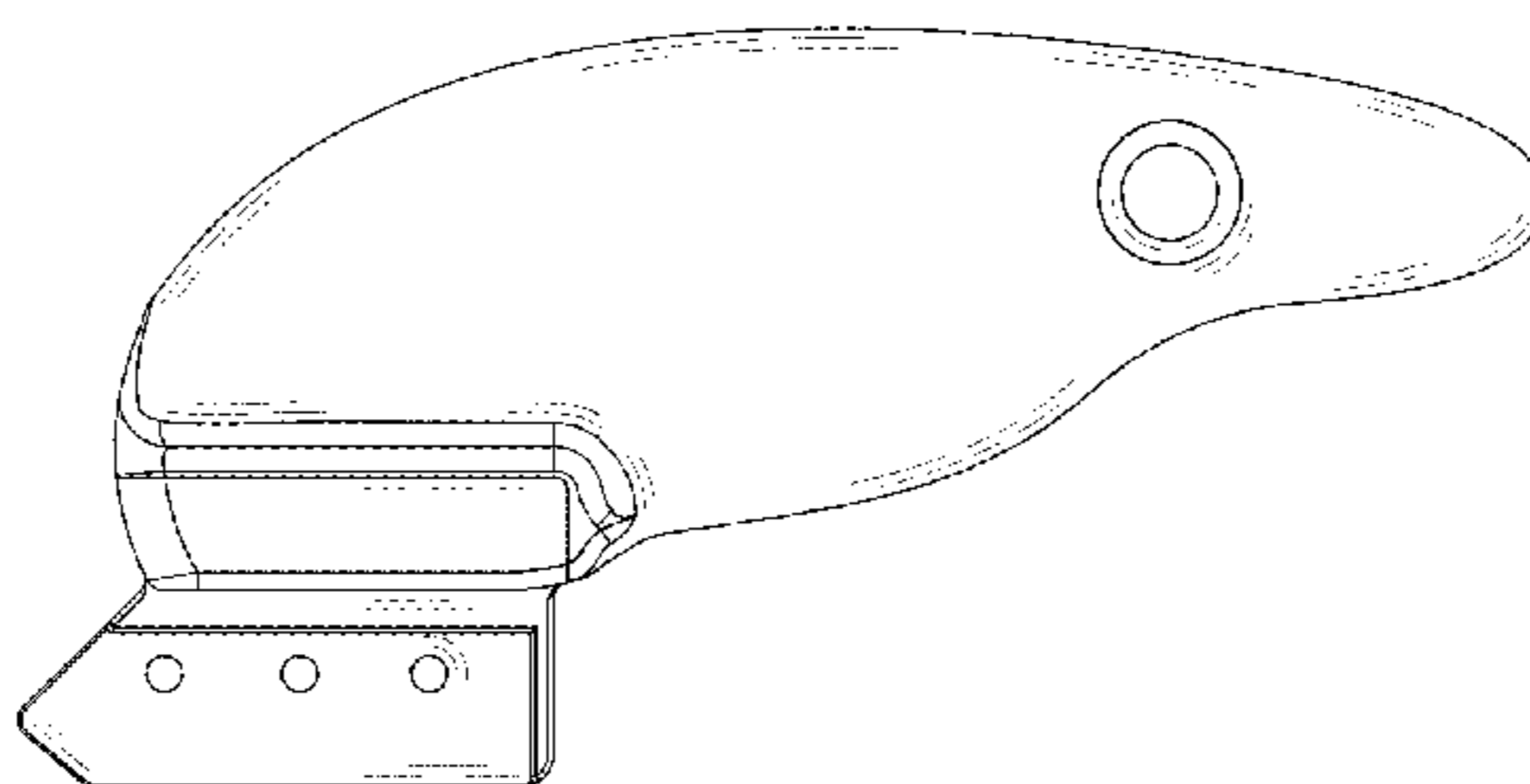
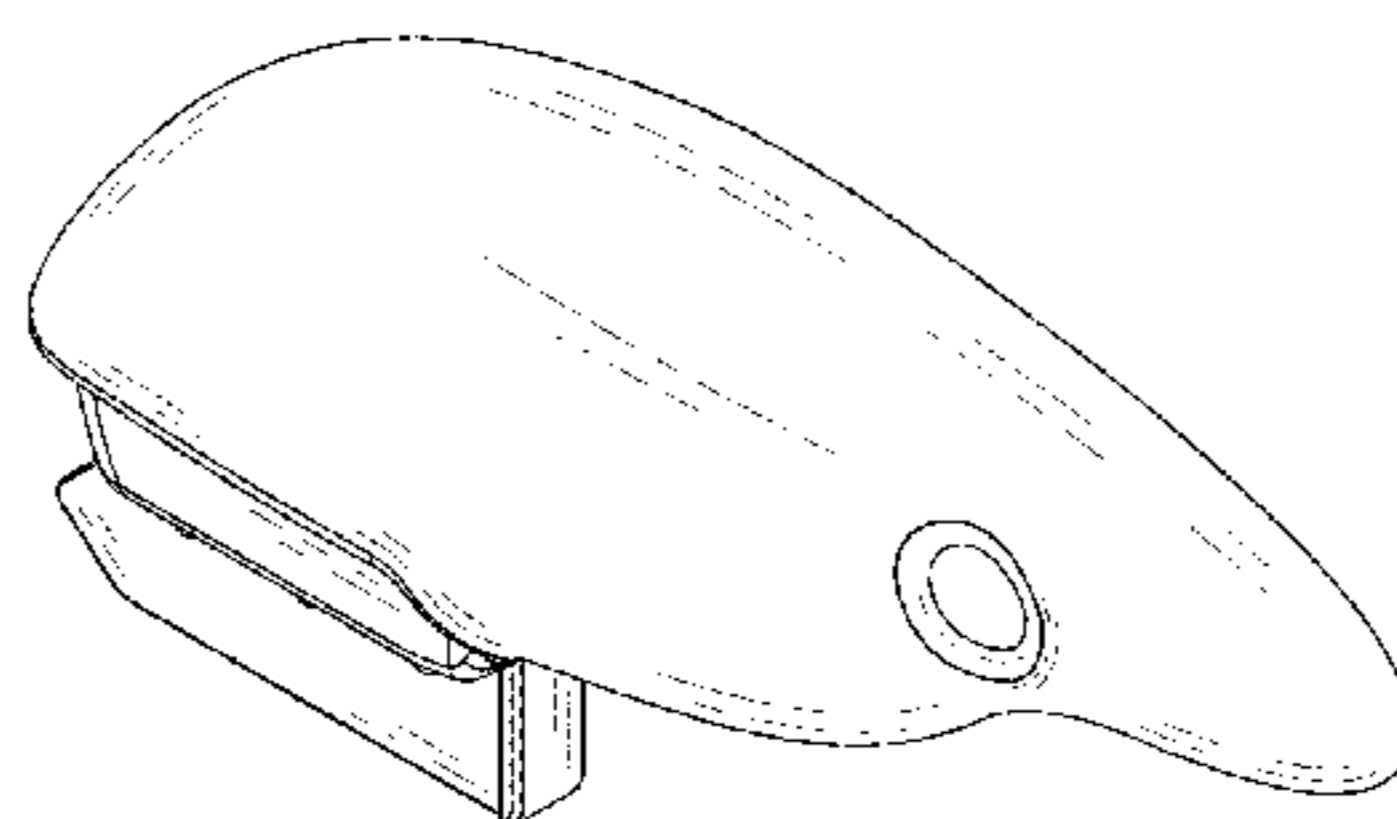
**CLAIM**

The ornamental design for a scraper handle, as shown and described.

**DESCRIPTION**

FIG. 1 is a perspective view of a scraper handle showing my new design;  
FIG. 2 is a front side view thereof;  
FIG. 3 is a back side view thereof;  
FIG. 4 is a right side view thereof;  
FIG. 5 is a left side view thereof;  
FIG. 6 is a top plan view thereof;  
FIG. 7 is a bottom plan view thereof; and,  
FIG. 8 is a perspective view.

**1 Claim, 5 Drawing Sheets**



# US D722,412 S

Page 2

---

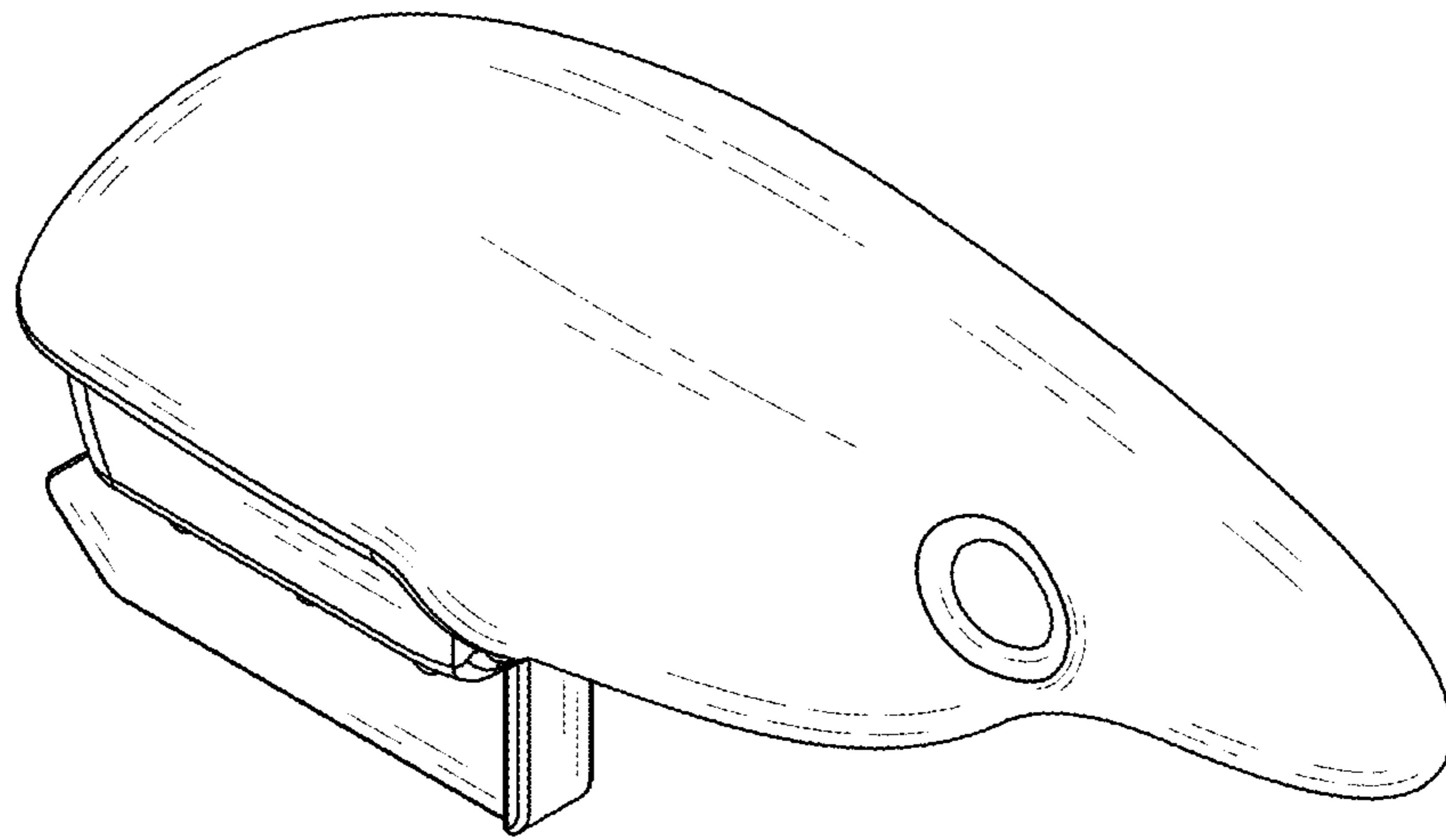
(56)

## References Cited

2005/0182435 A1\* 8/2005 Andrews et al. .... 606/172  
2011/0162215 A1\* 7/2011 Yu Chen ..... 30/286

## U.S. PATENT DOCUMENTS

D708,500 S \* 7/2014 Sweeney ..... D8/101 \* cited by examiner



F I G . 1

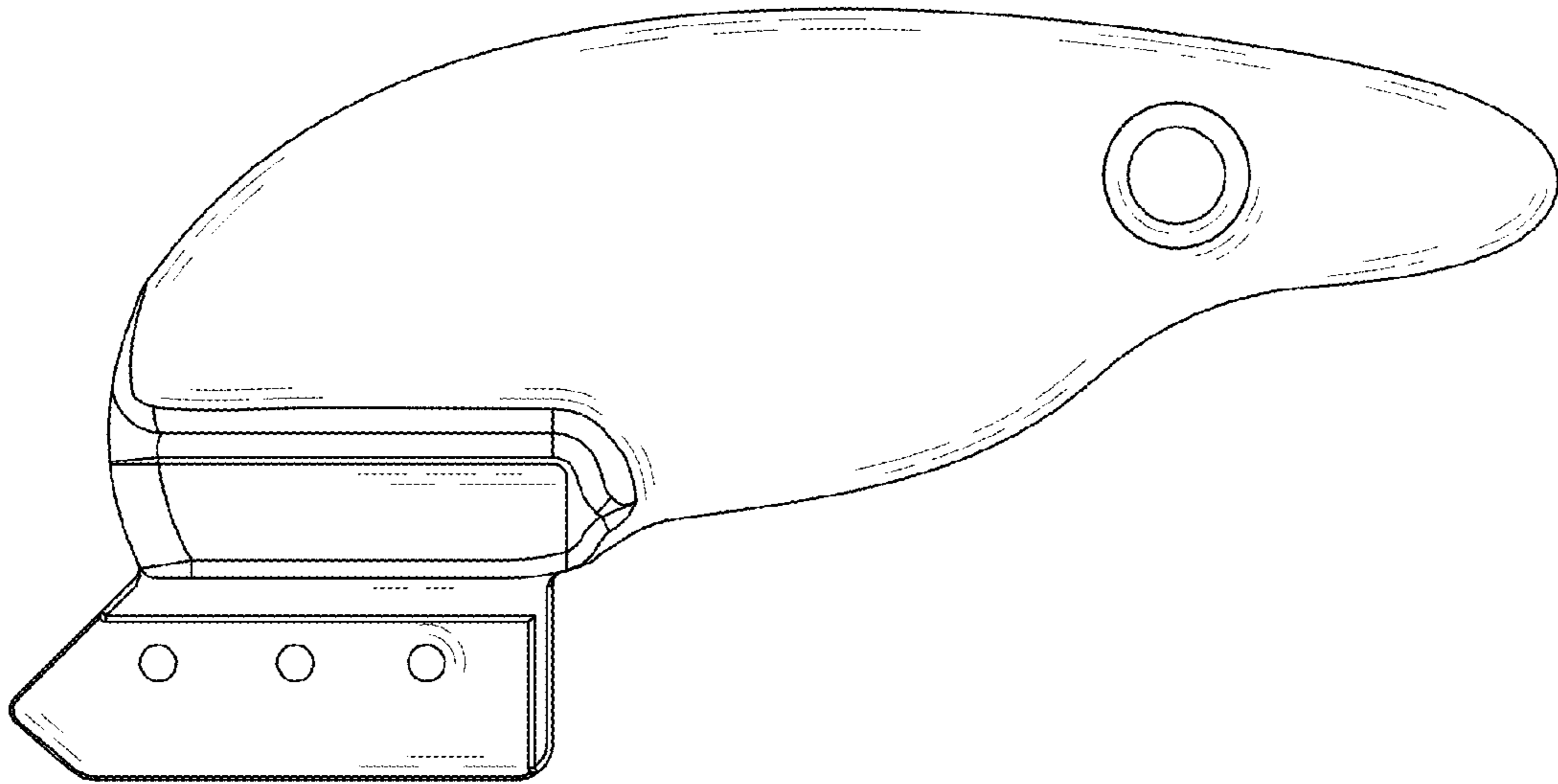


FIG. 2

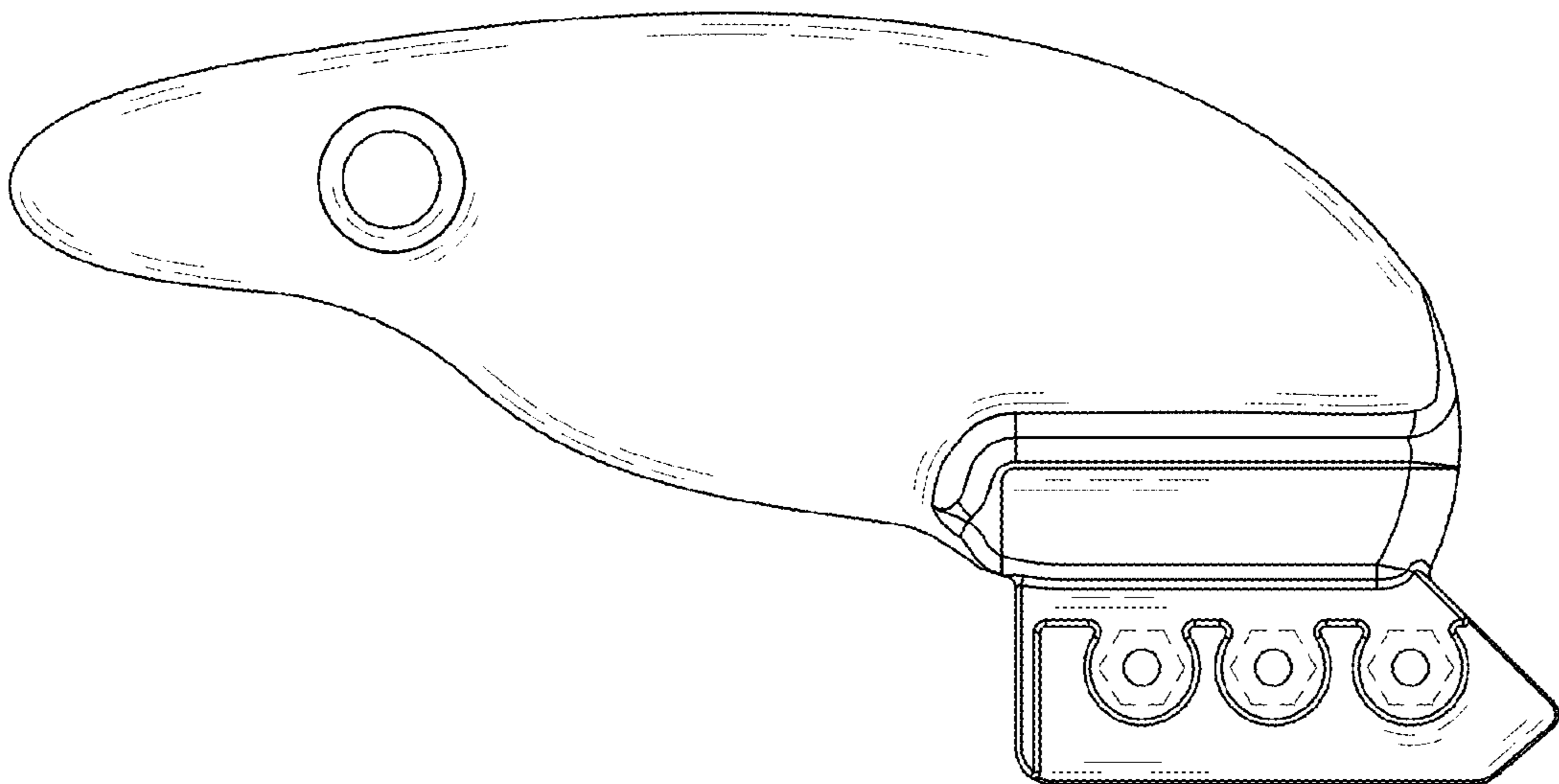
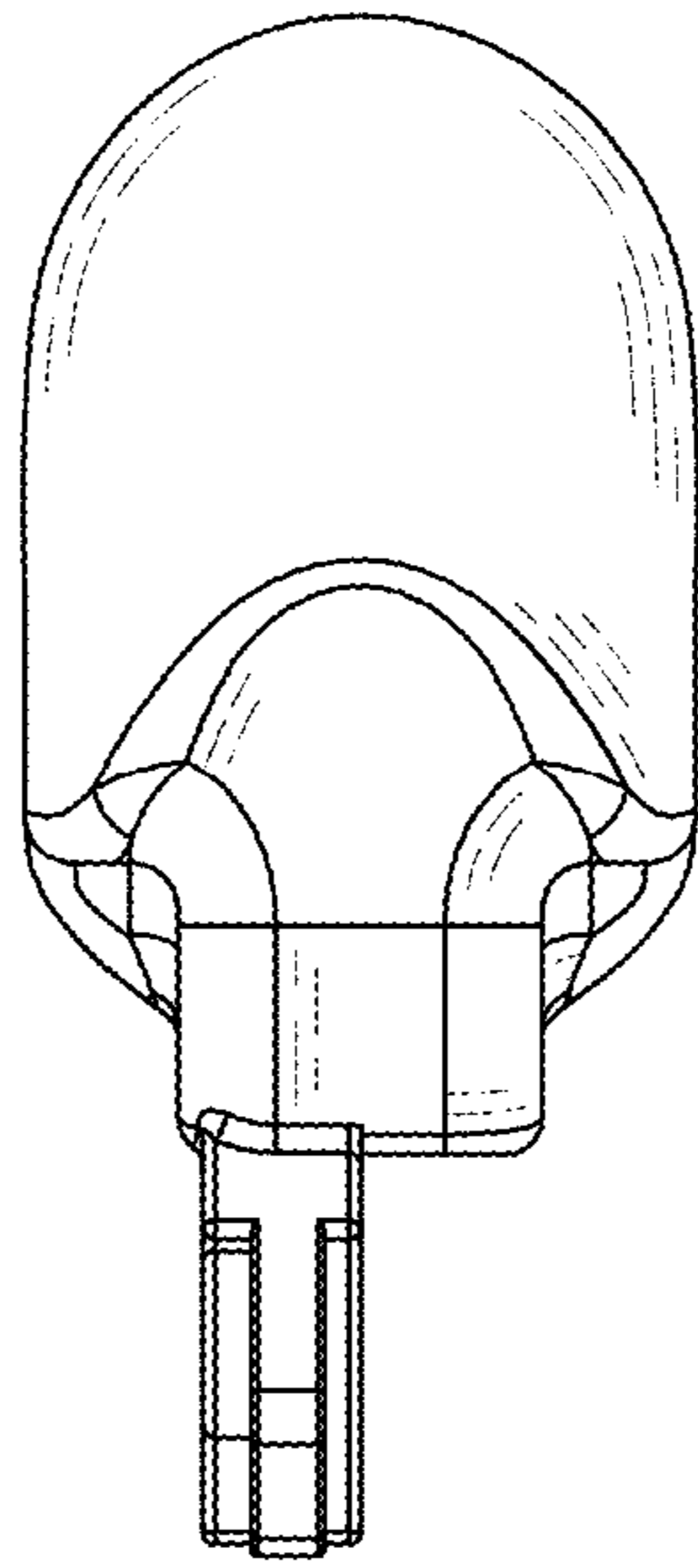
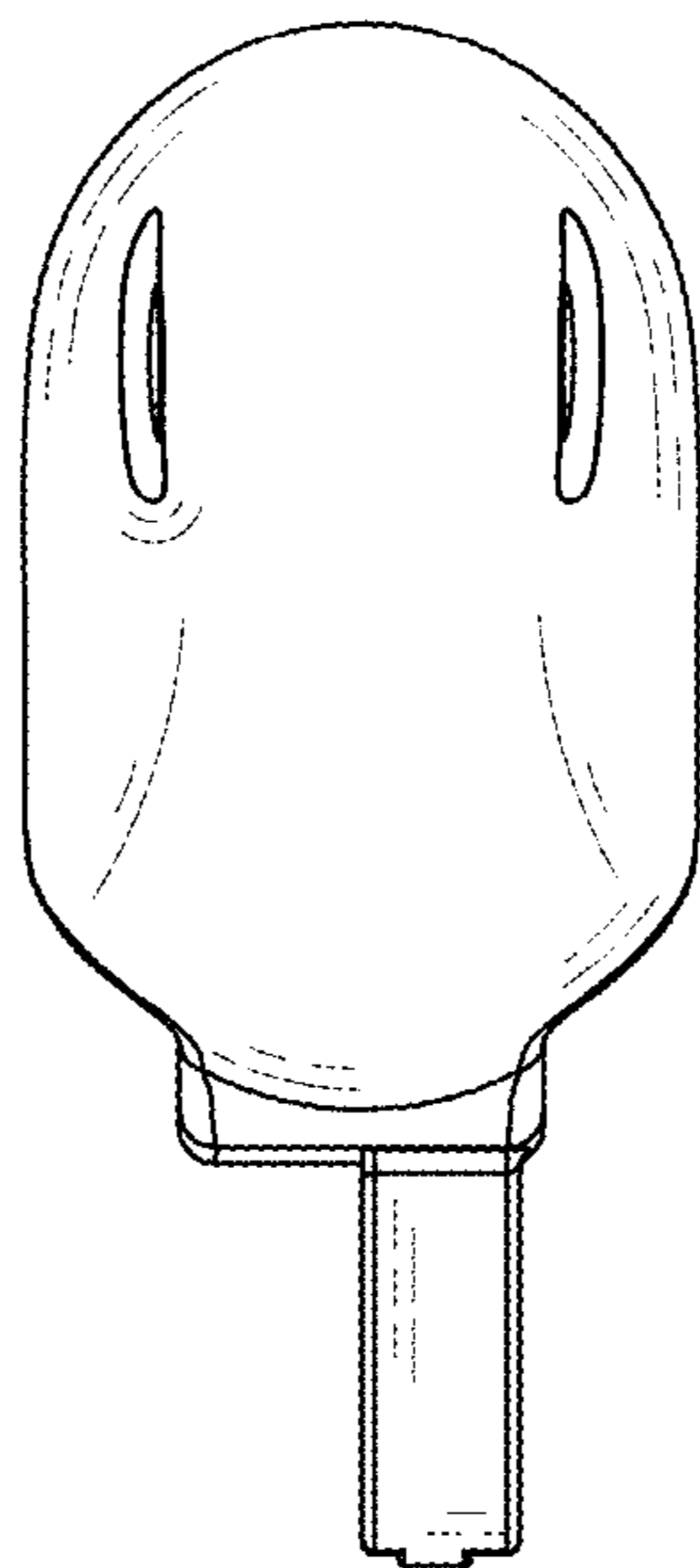


FIG. 3



F I G . 4



F I G . 5

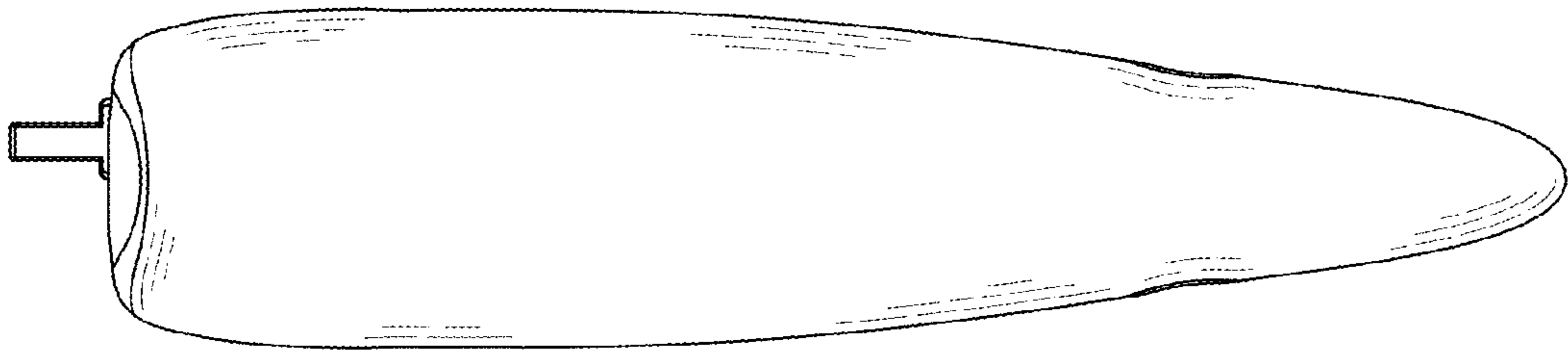


FIG. 6

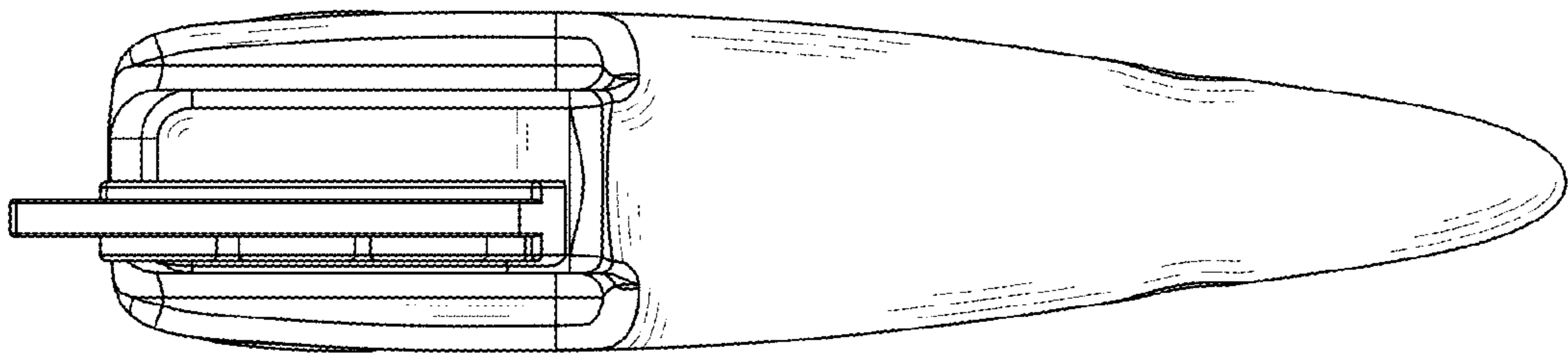
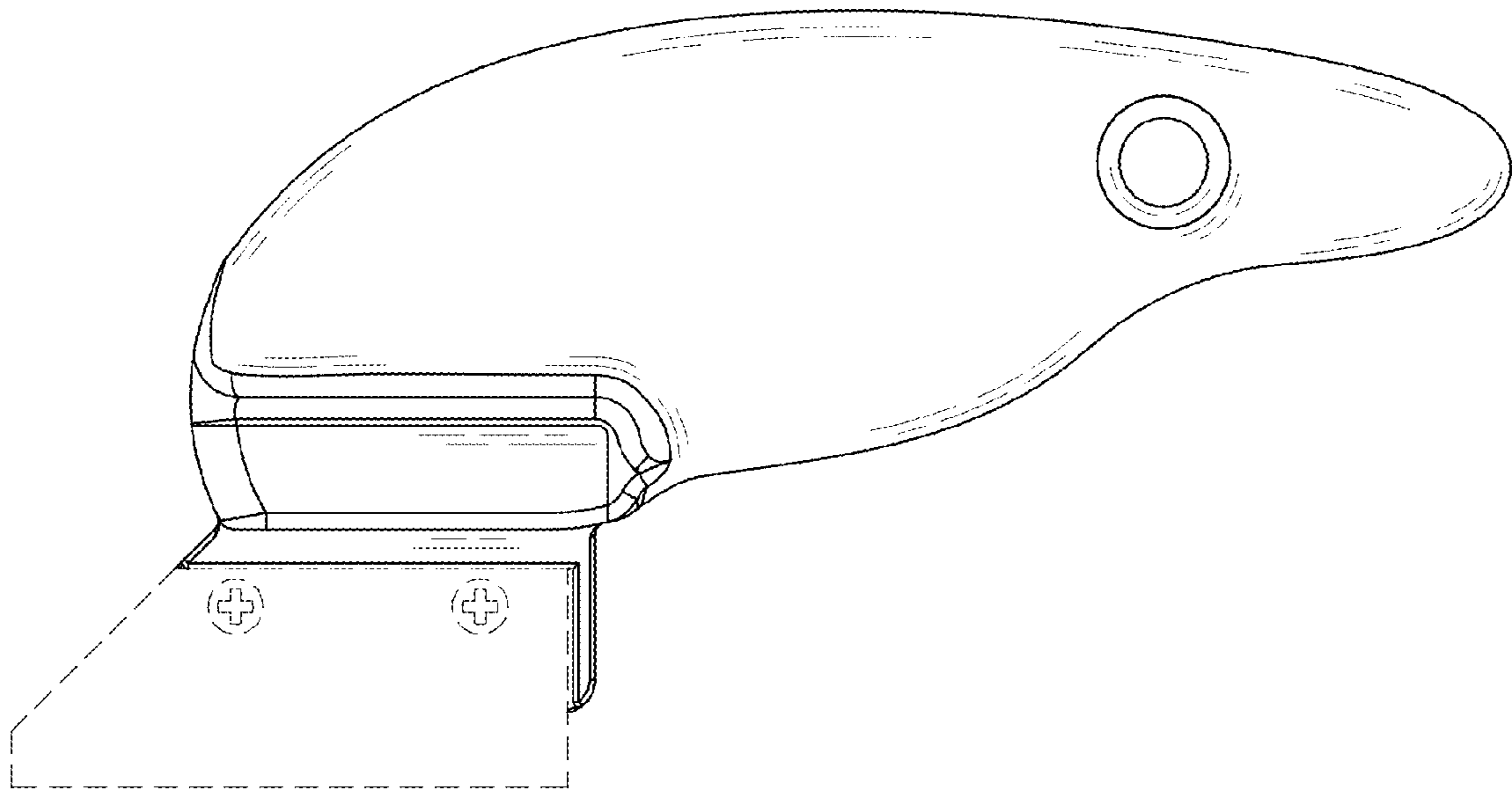


FIG. 7



F I G . 8