



US00D722372S

(12) **United States Design Patent**
King et al.

(10) **Patent No.:** **US D722,372 S**

(45) **Date of Patent:** **** Feb. 10, 2015**

(54) **RADIATOR FOR HEATING**

(56) **References Cited**

(71) Applicant: **Runtal Holding Company S.A.**,
Gränichen (CH)

U.S. PATENT DOCUMENTS

(72) Inventors: **Perry A. King**, Milan (IT); **Santiago Miranda**, Milan (IT)

D287,751 S *	1/1987	Hamalainen	D23/314
D361,125 S *	8/1995	Wolf	D23/330
D389,904 S *	1/1998	Owens	D23/330
D618,327 S *	6/2010	Rupikowski	D23/342
D619,232 S *	7/2010	Ragaini	D23/330
D619,233 S *	7/2010	Ragaini	D23/330
D619,690 S *	7/2010	Ragaini	D23/330

(73) Assignee: **Runtal Holding Company SA**,
Gränichen (CH)

* cited by examiner

(**) Term: **14 Years**

Primary Examiner — T. Chase Nelson

(21) Appl. No.: **29/453,117**

Assistant Examiner — Ania Aman

(22) Filed: **Apr. 25, 2013**

(74) *Attorney, Agent, or Firm* — Advitam IP, LLC.

(30) **Foreign Application Priority Data**

(57) **CLAIM**

The ornamental design for a radiator for heating, as shown and described.

Oct. 25, 2012 (EM) 2125062

DESCRIPTION

(51) **LOC (10) Cl.** **23-03**

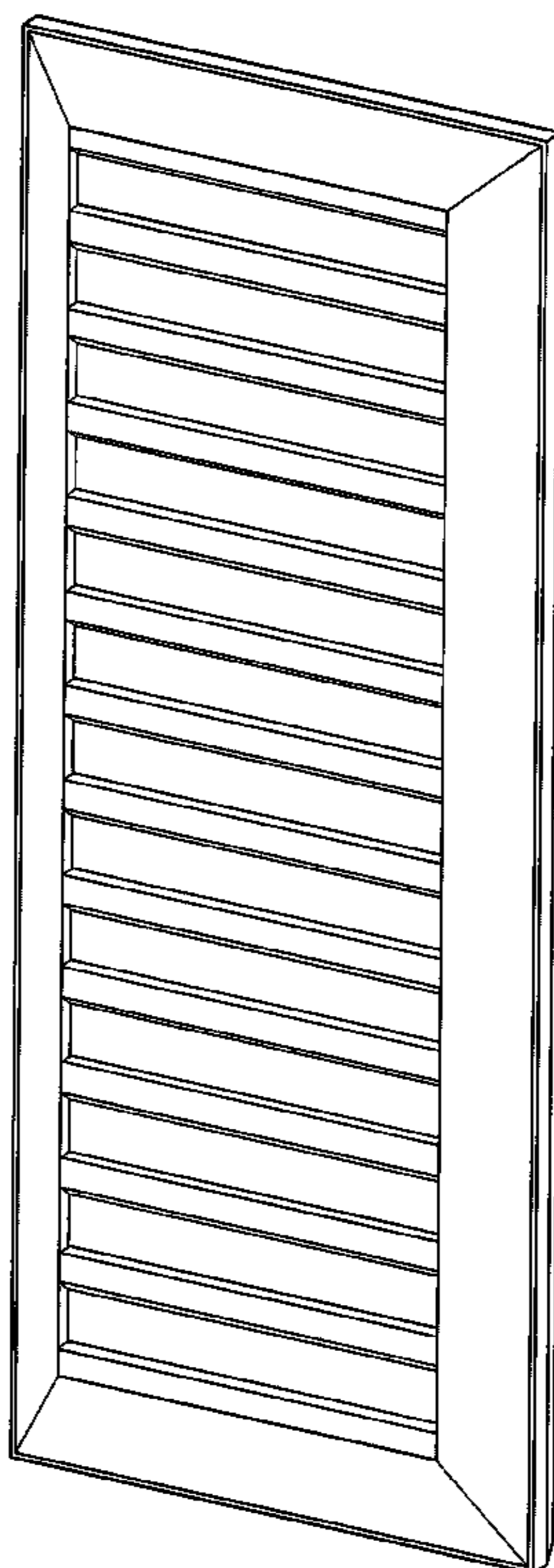
(52) **U.S. Cl.**
USPC **D23/330**

(58) **Field of Classification Search**
USPC D23/317, 314, 332, 33, 334, 335, 337,
D23/342, 351, 355, 378, 370, 381, 364, 336,
D23/341, 330; 416/244 R, 247 R, 53.1-53.3;
392/365, 367

FIG. 1 is a front perspective view of the radiator for heating;
FIG. 2 is a rear perspective view of the radiator for heating;
FIG. 3 is a front view of the radiator for heating;
FIG. 4 is a rear view of the radiator for heating;
FIG. 5 is a right side view of the radiator for heating;
FIG. 6 is a left side view of the radiator for heating;
FIG. 7 is a top view of the radiator for heating; and,
FIG. 8 is a bottom view of the radiator for heating.

See application file for complete search history.

1 Claim, 5 Drawing Sheets






FIG. 1




FIG. 2




FIG. 3




FIG. 4



FIG. 5



FIG. 6

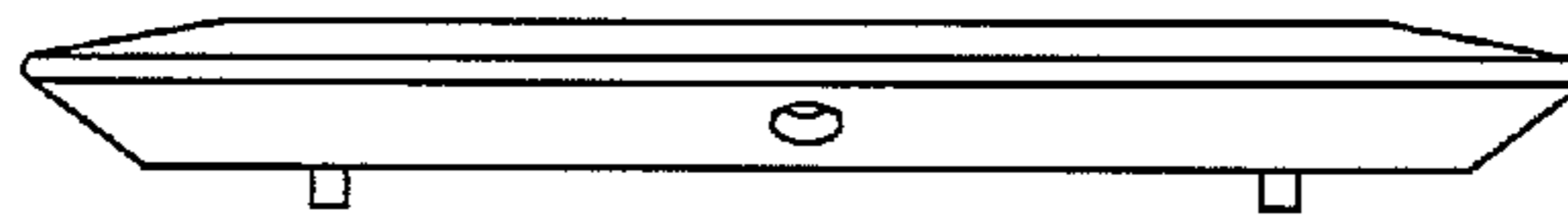


FIG. 7




FIG. 8