



US00D722348S

(12) **United States Design Patent**
Kessler

(10) **Patent No.:** **US D722,348 S**

(45) **Date of Patent:** **** Feb. 10, 2015**

(54) **WEIGHTED WHEEL**

(71) Applicant: **Fitness Equipment Manufacturing, LLC, Uxbridge, MA (US)**

(72) Inventor: **George M. Kessler, Taftville, CT (US)**

(73) Assignee: **Fitness EM, LLC, Uxbridge, MA (US)**

(**) Term: **14 Years**

(21) Appl. No.: **29/442,662**

(22) Filed: **Apr. 12, 2013**

(51) **LOC (10) Cl.** **21-02**

(52) **U.S. Cl.**
USPC **D21/680**

(58) **Field of Classification Search**
USPC D21/992, 680-684, 694, 803, 809, 443,
D21/444; 482/91, 92, 105-109, 148;
D12/177

See application file for complete search history.

(56) **References Cited**

U.S. PATENT DOCUMENTS

D446,559 S * 8/2001 Lincir D21/681
D454,167 S * 3/2002 Lincir D21/680

D474,517 S * 5/2003 Harms D21/681
D476,383 S * 6/2003 Chen D21/681
D643,075 S * 8/2011 Childs D21/680
D649,096 S * 11/2011 Lucas et al. D12/176
D684,224 S * 6/2013 Davies, III D21/681

* cited by examiner

Primary Examiner — Philip S Hyder

(74) *Attorney, Agent, or Firm* — Kilpatrick Townsend & Stockton LLP; Dean W. Russell, Esq.; Renae Balley Wainwright, Esq.

(57) **CLAIM**

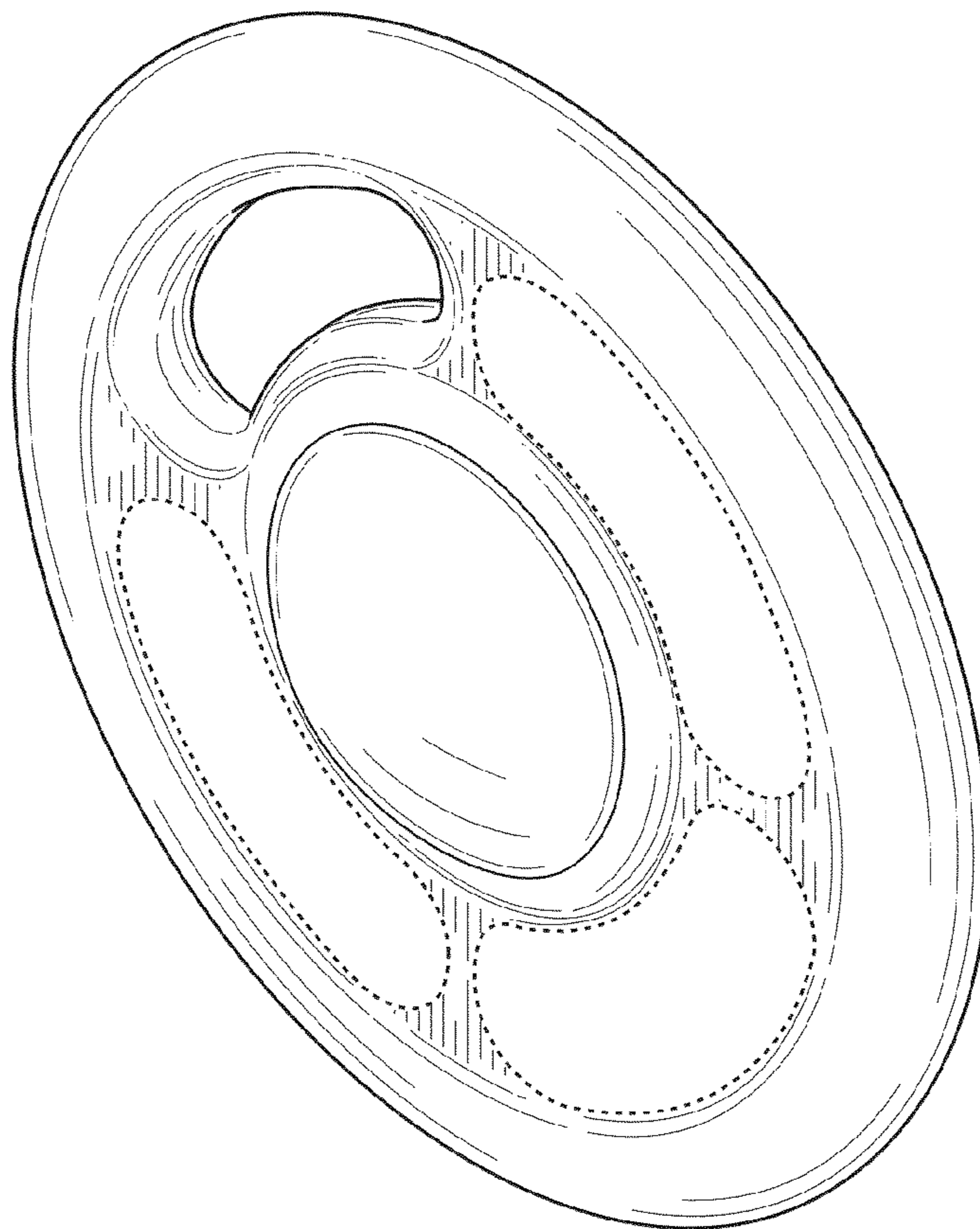
The ornamental design for a weighted wheel, as shown and described.

DESCRIPTION

FIG. 1 is a front view of a weighted wheel.
FIG. 2 is a top view of the weighted wheel of FIG. 1.
FIG. 3 is a side view of the weighted wheel of FIG. 1; and,
FIG. 4 is a front perspective view of the weighted wheel of FIG. 1.

The broken lines depict boundaries of the claimed design. Portions of the weighted wheel not shown in the Figures, including any portion of the rear of the weighted wheel not shown in the Figures, form no part of the claimed design.

1 Claim, 4 Drawing Sheets



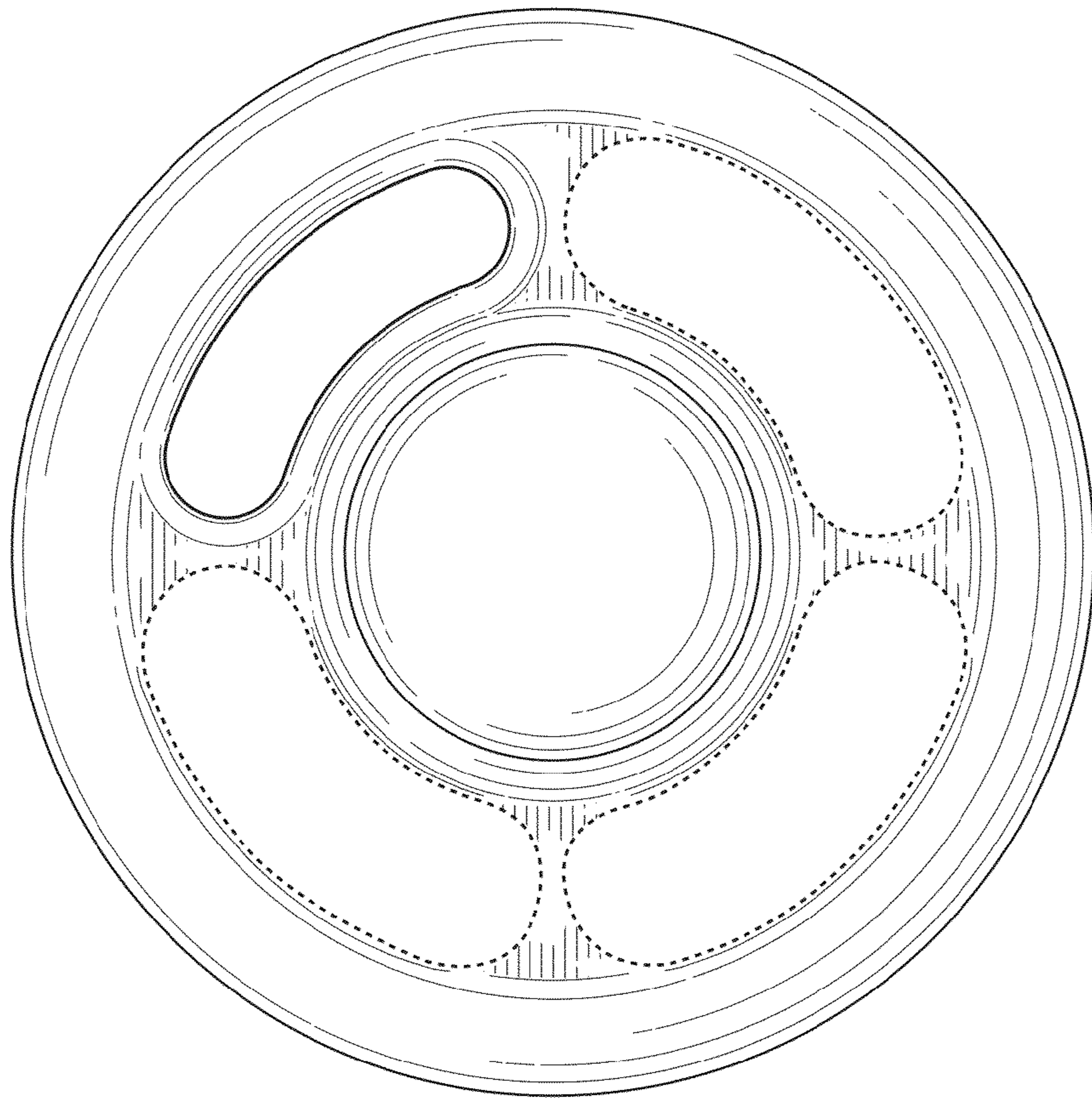


FIG. 1

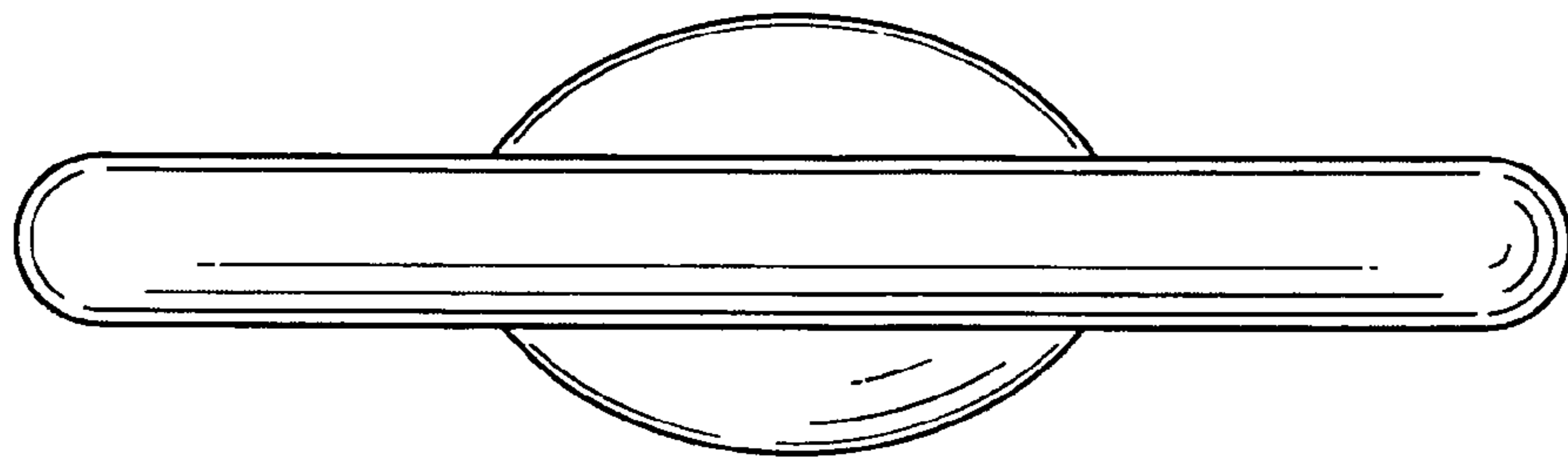


FIG. 2

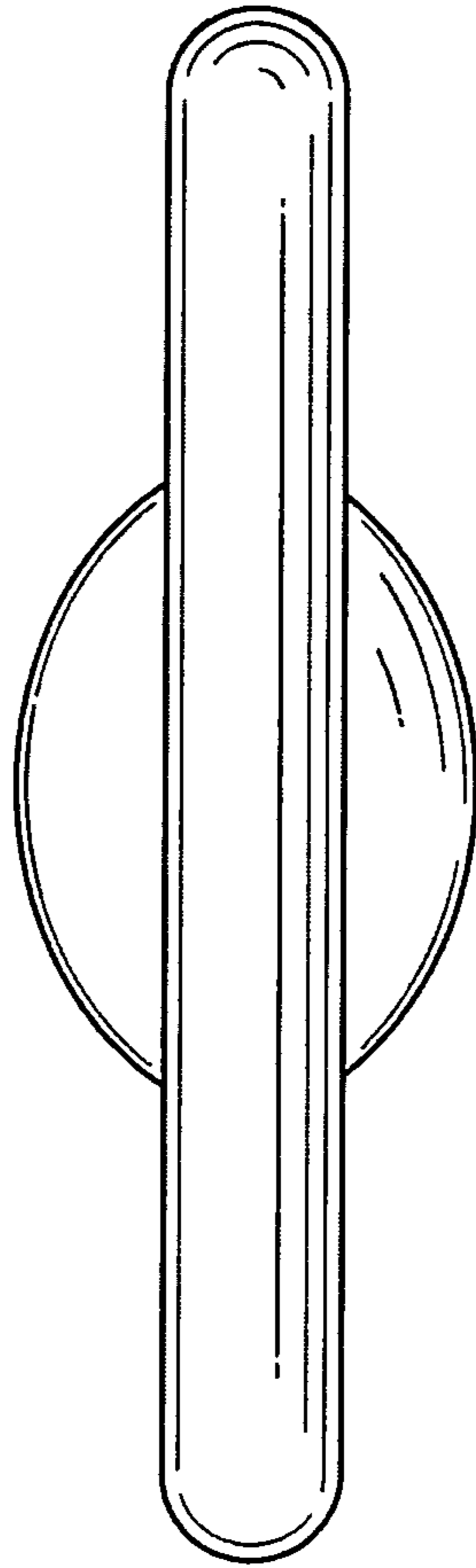


FIG. 3

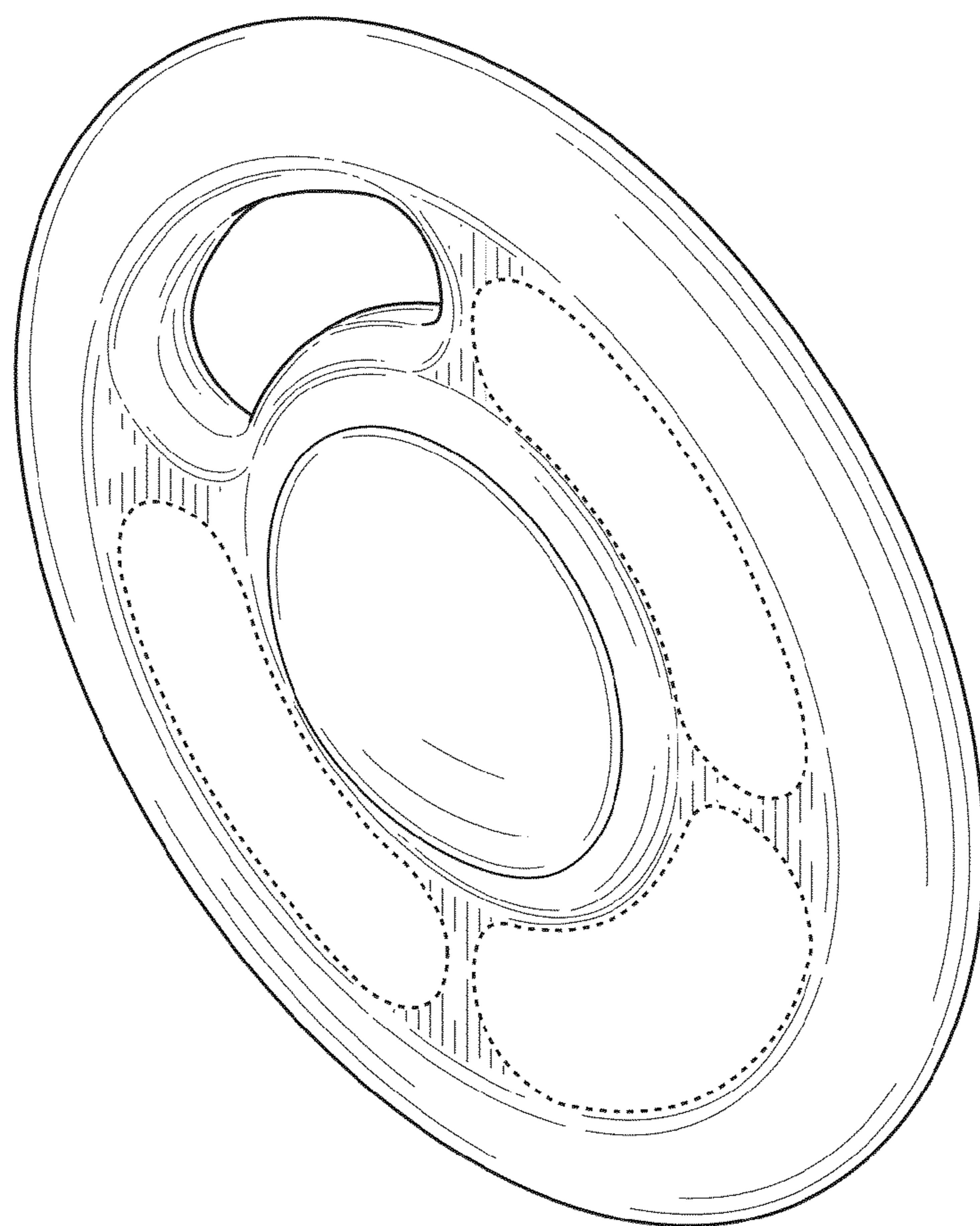


FIG. 4