



US00D722347S

(12) **United States Design Patent**
Matsushita

(10) **Patent No.:** **US D722,347 S**
(45) **Date of Patent:** **** Feb. 10, 2015**

(54) **FACIAL MUSCLE EXERCISER**
(71) Applicant: **MTG Co., Ltd.**, Nagoya-shi, Aichi-ken (JP)
(72) Inventor: **Tsuyoshi Matsushita**, Nagoya (JP)
(73) Assignee: **MTG Co., Ltd.**, Nagoya-shi, Aichi-ken (JP)
(**) Term: **14 Years**
(21) Appl. No.: **29/453,109**
(22) Filed: **Apr. 25, 2013**

D397,173	S	*	8/1998	Edell	D21/662
5,788,657	A	*	8/1998	Burns	601/134
D403,381	S	*	12/1998	Hanna	D21/662
D626,188	S	*	10/2010	Bisson	D21/684
D654,126	S	*	2/2012	Eckermann	D21/692
D675,333	S	*	1/2013	Luzon et al.	D24/215
D678,542	S	*	3/2013	Bickford	D24/211
D687,962	S	*	8/2013	DiVittorio et al.	D24/215
D693,476	S	*	11/2013	Spietz	D24/215
D698,456	S	*	1/2014	Zedaker	D24/215
D708,755	S	*	7/2014	Kim	D24/215
2003/0073542	A1	*	4/2003	Patton	482/10
2011/0054369	A1	*	3/2011	DeStefano	601/135
2013/0190666	A1	*	7/2013	DeStefano	601/135

(30) **Foreign Application Priority Data**
Oct. 29, 2012 (JP) 2012-026218
(51) **LOC (10) Cl.** **21-02**
(52) **U.S. Cl.**
USPC **D21/662**
(58) **Field of Classification Search**
CPC ... A61H 7/003; A61H 11/00; A61H 15/0092;
A61H 2015/0028; A61H 2023/0272; A61H
2205/021; A61H 2205/081; A61H 23/02;
A61H 23/0263
USPC D21/662, 682, 683; 482/10, 11;
D4/211; D24/200, 211-215; 601/114,
601/120, 121, 124, 125, 130, 131, 134,
601/135-137
See application file for complete search history.

FOREIGN PATENT DOCUMENTS

JP 1223289 11/2004

* cited by examiner

Primary Examiner — George D Kirschbaum
Assistant Examiner — Jennifer Watkins
(74) *Attorney, Agent, or Firm* — Fish & Richardson P.C.

(57) **CLAIM**
The ornamental design for a facial muscle exerciser, as shown and described.

DESCRIPTION

FIG. 1 is a front perspective view of a facial muscle exerciser showing my new design;
FIG. 2 is rear perspective view thereof;
FIG. 3 is a front view thereof;
FIG. 4 is a rear view thereof;
FIG. 5 is a top plan view thereof, the bottom plan view being a mirror image of FIG. 5; and,
FIG. 6 is an enlarged right side view thereof, the left side view being a mirror image of FIG. 6.

1 Claim, 6 Drawing Sheets

(56) **References Cited**
U.S. PATENT DOCUMENTS
4,059,099 A * 11/1977 Davis 601/41
D386,955 S * 12/1997 Jones et al. D8/25

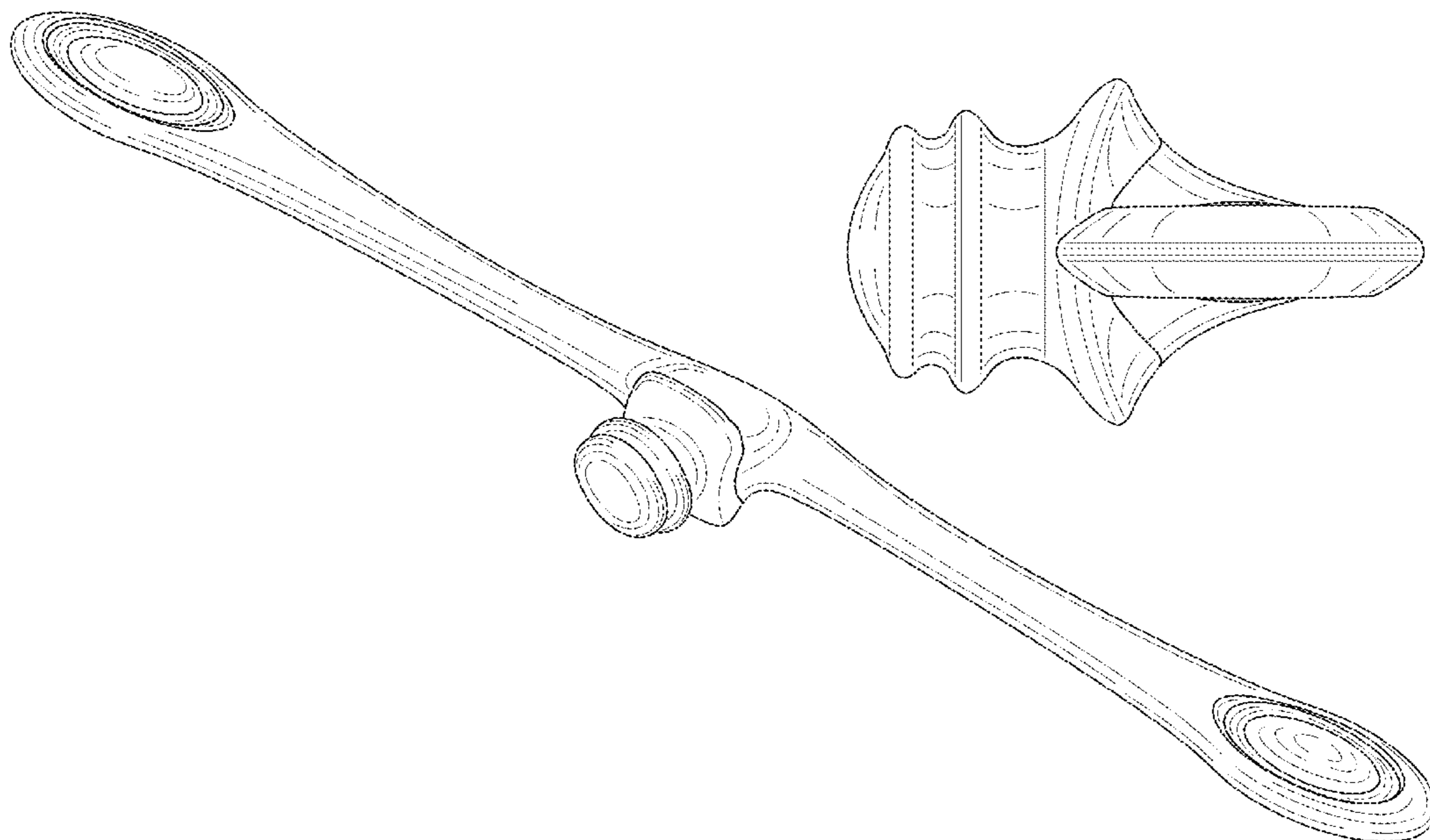


FIG. 1

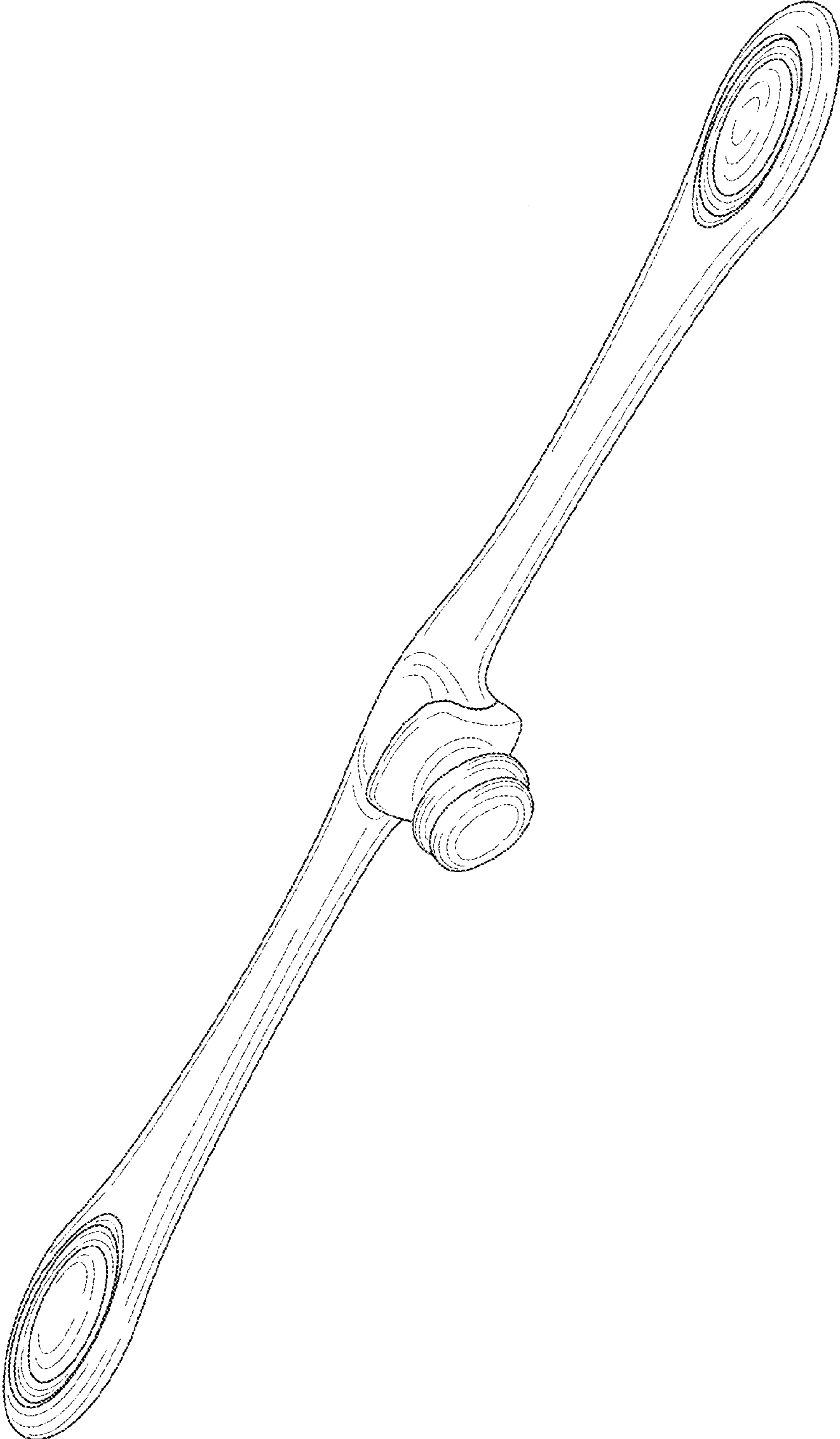


FIG. 2

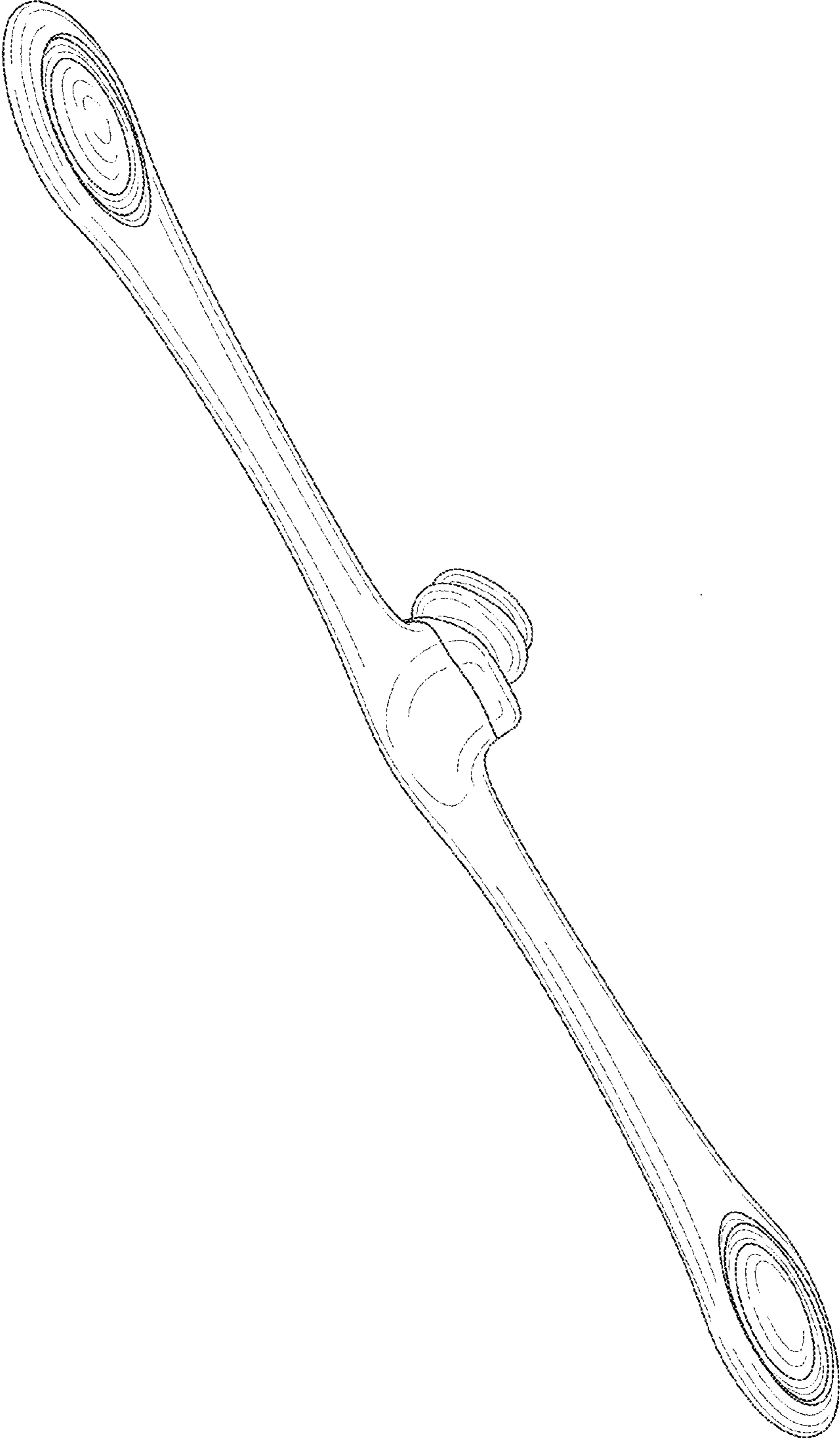


FIG. 3



FIG. 4

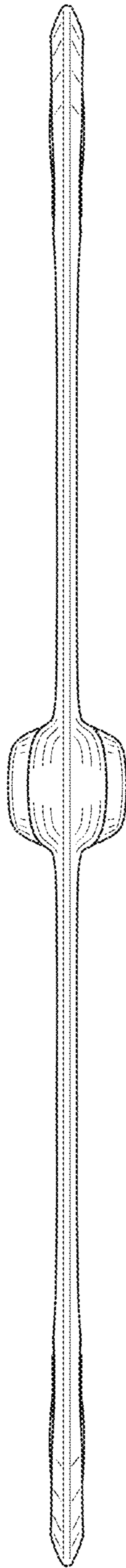


FIG. 5

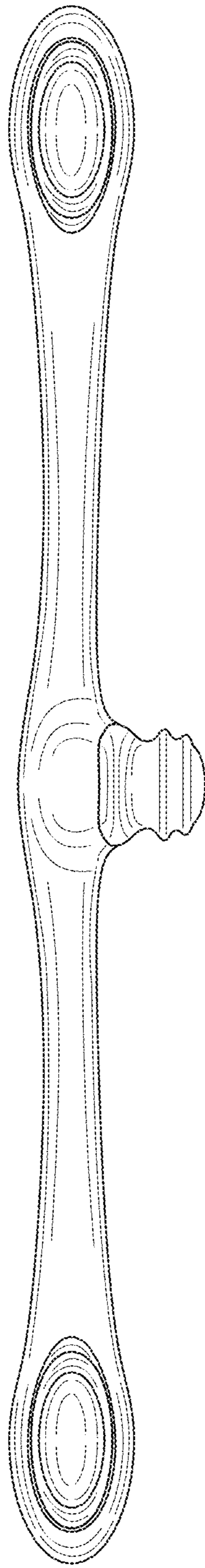


FIG. 6

