



US00D722346S

(12) **United States Design Patent**
Kasahara

(10) **Patent No.:** **US D722,346 S**
(45) **Date of Patent:** **** Feb. 10, 2015**

(54) **TOY HOUSE**

(71) Applicant: **Epoch Company, Ltd.**, Tokyo (JP)

(72) Inventor: **Masahiro Kasahara**, Tokyo (JP)

(73) Assignee: **Epoch Company, Ltd**, Tokyo (JP)

(**) Term: **14 Years**

(21) Appl. No.: **29/485,232**

(22) Filed: **Mar. 17, 2014**

(30) **Foreign Application Priority Data**

Jan. 21, 2014 (JP) 2014-001002

(51) **LOC (10) Cl.** **21-01**

(52) **U.S. Cl.**
USPC **D21/511**

(58) **Field of Classification Search**
USPC D21/506, 507, 509, 511; D25/1, 32;
D9/636, 637, 640, 433; 434/72, 79, 96,
434/260; 446/69, 75, 110, 476-478, 479
See application file for complete search history.

(56) **References Cited**

U.S. PATENT DOCUMENTS

D252,293 S * 7/1979 Gordon, Sr. D21/511
D268,041 S * 2/1983 Ng D21/511

D275,118 S * 8/1984 Edmisson et al. D21/511
D277,202 S * 1/1985 Appel et al. D21/511
D340,482 S * 10/1993 Aker et al. D21/511
6,073,404 A * 6/2000 Norfleet 446/112
D663,786 S * 7/2012 Kasahara D21/511
D678,961 S * 3/2013 Tsuchiya D21/511
D683,412 S * 5/2013 Hattori D21/511

* cited by examiner

Primary Examiner — Cynthia M Chin

(74) *Attorney, Agent, or Firm* — Fulwider Patton LLP

(57) **CLAIM**

The ornamental design for a toy house, as shown and described.

DESCRIPTION

FIG. 1 is a front, perspective view of a toy house unit showing our new design;

FIG. 2 is a rear perspective view thereof;

FIG. 3 is a front elevational view thereof;

FIG. 4 is a rear elevational view thereof;

FIG. 5 is a top plan view thereof;

FIG. 6 is a right side elevational view thereof; and,

FIG. 7 is a left side elevational view thereof.

The doors and windows of the toy house can be opened and closed.

The features shown in broken lines with consistent dash lengths illustrate toy house unit ornamentation, features, and/or environment that form no part of the claimed design.

1 Claim, 7 Drawing Sheets





FIG. 1




FIG. 2




FIG. 3



FIG. 4



FIG. 5

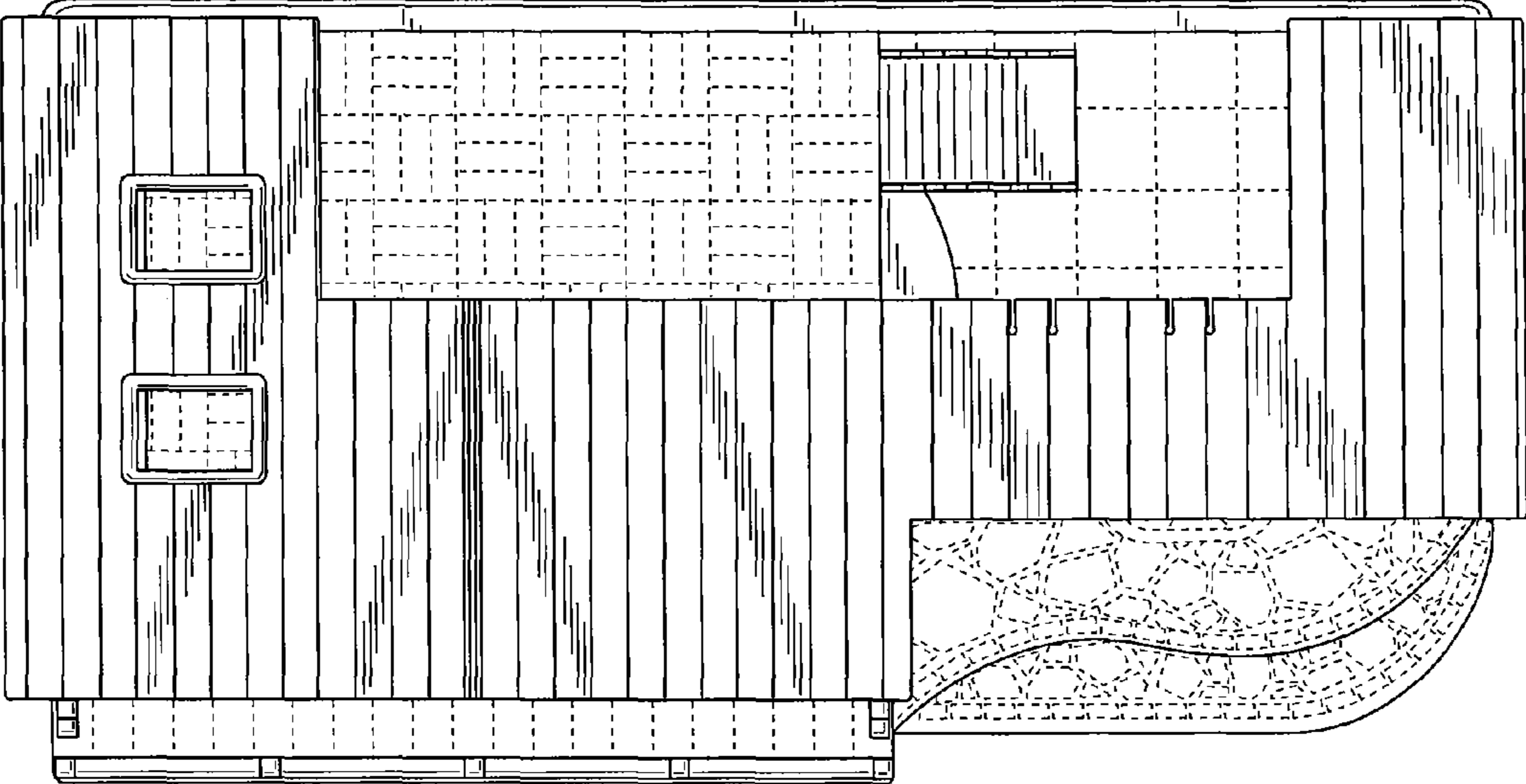


FIG. 6




FIG. 7

