



US00D722342S

(12) **United States Design Patent**
MacDonald et al.

(10) **Patent No.:** **US D722,342 S**

(45) **Date of Patent:** **** Feb. 10, 2015**

(54) **DODECAHEDRON DIE**

(56) **References Cited**

(71) Applicant: **Las Vegas Sands Corp.**, Las Vegas, NV (US)

U.S. PATENT DOCUMENTS

(72) Inventors: **Andrew MacDonald**, Singapore (SG); **Baybars Bora Oral**, Singapore (SG); **Ang Soon Huat**, Singapore (SG); **Lin Liping**, Singapore (SG); **Kelvin Morin**, Las Vegas, NV (US)

D60,526	S	*	3/1922	Gayner	D21/373
1,419,056	A	*	6/1922	Kaufman	273/146
1,598,611	A		9/1926	Humphrey		
D108,983	S		3/1938	Panhorst		
D155,315	S	*	9/1949	Peukert	D21/373
3,208,754	A	*	9/1965	Sieve	273/146
D237,635	S	*	11/1975	Martin, Jr.	D21/373
3,959,893	A	*	6/1976	Sigg	273/146
D245,281	S	*	8/1977	Lantaff	D21/361
D246,004	S	*	10/1977	Goff	D21/373
D246,733	S	*	12/1977	Picataci	D21/373
5,145,175	A	*	9/1992	Gathman et al.	273/146
5,257,938	A		11/1993	Tien		
5,425,537	A	*	6/1995	Vogelsang	273/146
5,607,156	A	*	3/1997	Samarasinghe	273/146
D424,629	S		5/2000	Flowers		
6,209,870	B1	*	4/2001	Shea et al.	273/146
D576,688	S		9/2008	Siegel		
2003/0062672	A1		4/2003	Sloper		

(73) Assignees: **Las Vegas Sands Corp.**, Las Vegas, NV (US); **Marina Bay Sands Pte. Ltd.**, Singapore (SG)

(**) Term: **14 Years**

(21) Appl. No.: **29/490,486**

(22) Filed: **May 9, 2014**

* cited by examiner

Related U.S. Application Data

(62) Division of application No. 29/457,102, filed on Jun. 6, 2013, now Pat. No. Des. 712,976.

(51) **LOC (10) CI.** **21-01**

(52) **U.S. CI.**
USPC **D21/373**

(58) **Field of Classification Search**
CPC A63F 59/04
USPC D21/351, 361, 367, 372-373, 376, 379,
D21/385-390; 273/146, 268, 274, 288-291;
434/128, 129, 188

See application file for complete search history.

Primary Examiner — Sandra Morris

(74) *Attorney, Agent, or Firm* — McDermott Will & Emery LLP


(57) **CLAIM**

The ornamental design for a dodecahedron die, as shown and described.

DESCRIPTION

FIG. 1 is a disassembled plan view of the dodecahedron die, showing the new design; FIG. 2 is a top view of the dodecahedron die of FIG. 1; and, FIG. 3 is a bottom view of the dodecahedron die of FIG. 1.

1 Claim, 1 Drawing Sheet



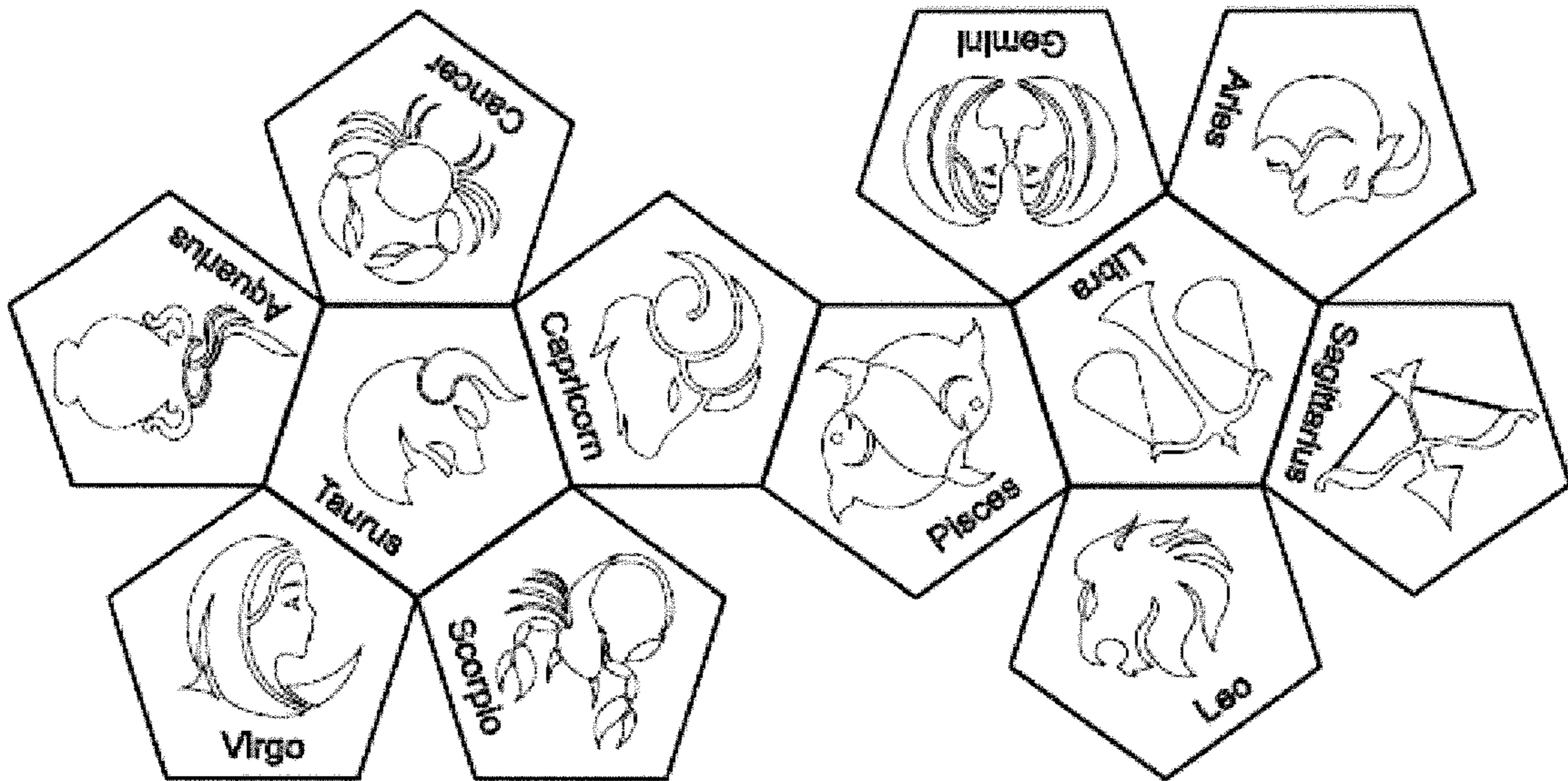


FIG. 1

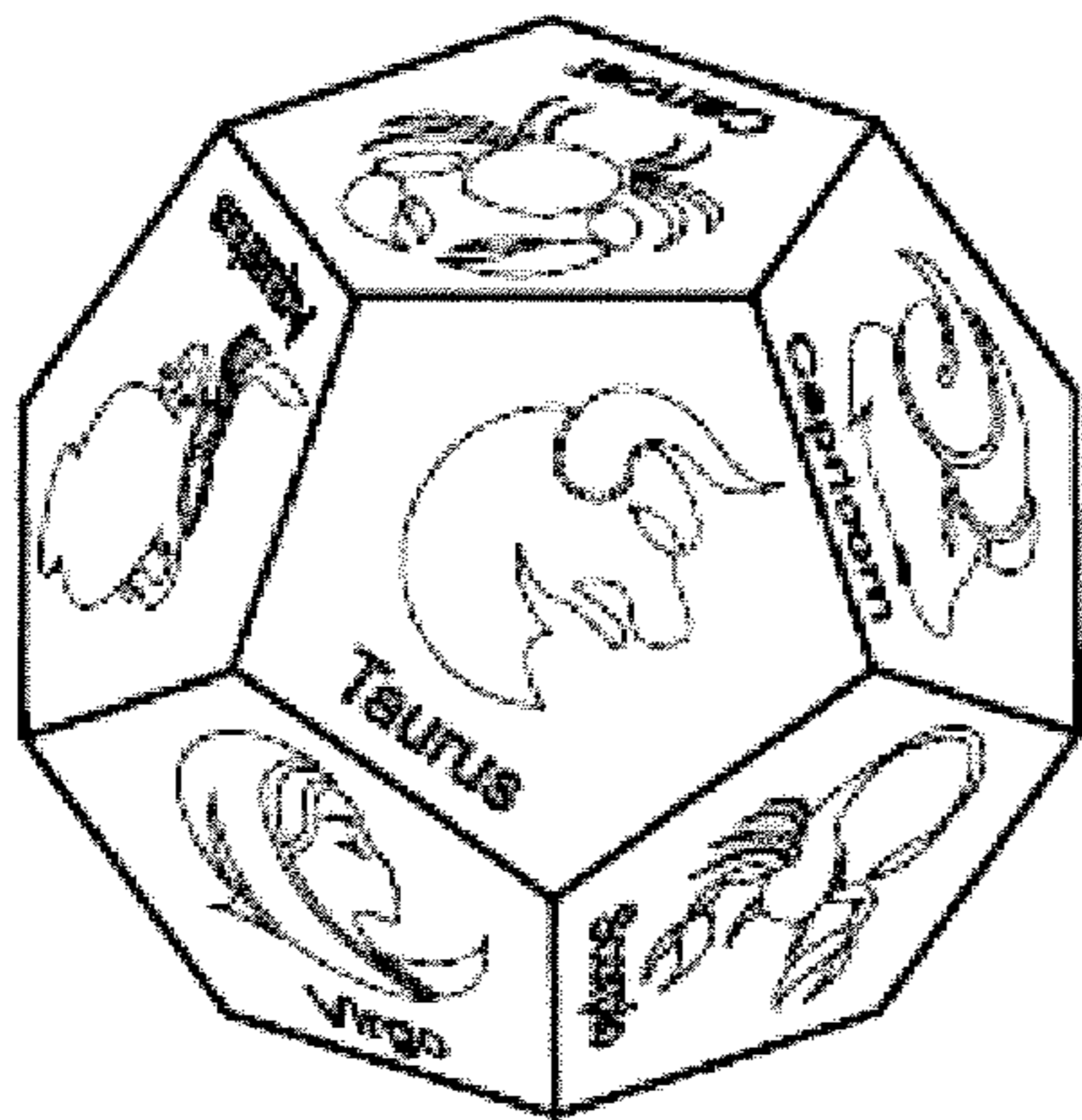


FIG. 2

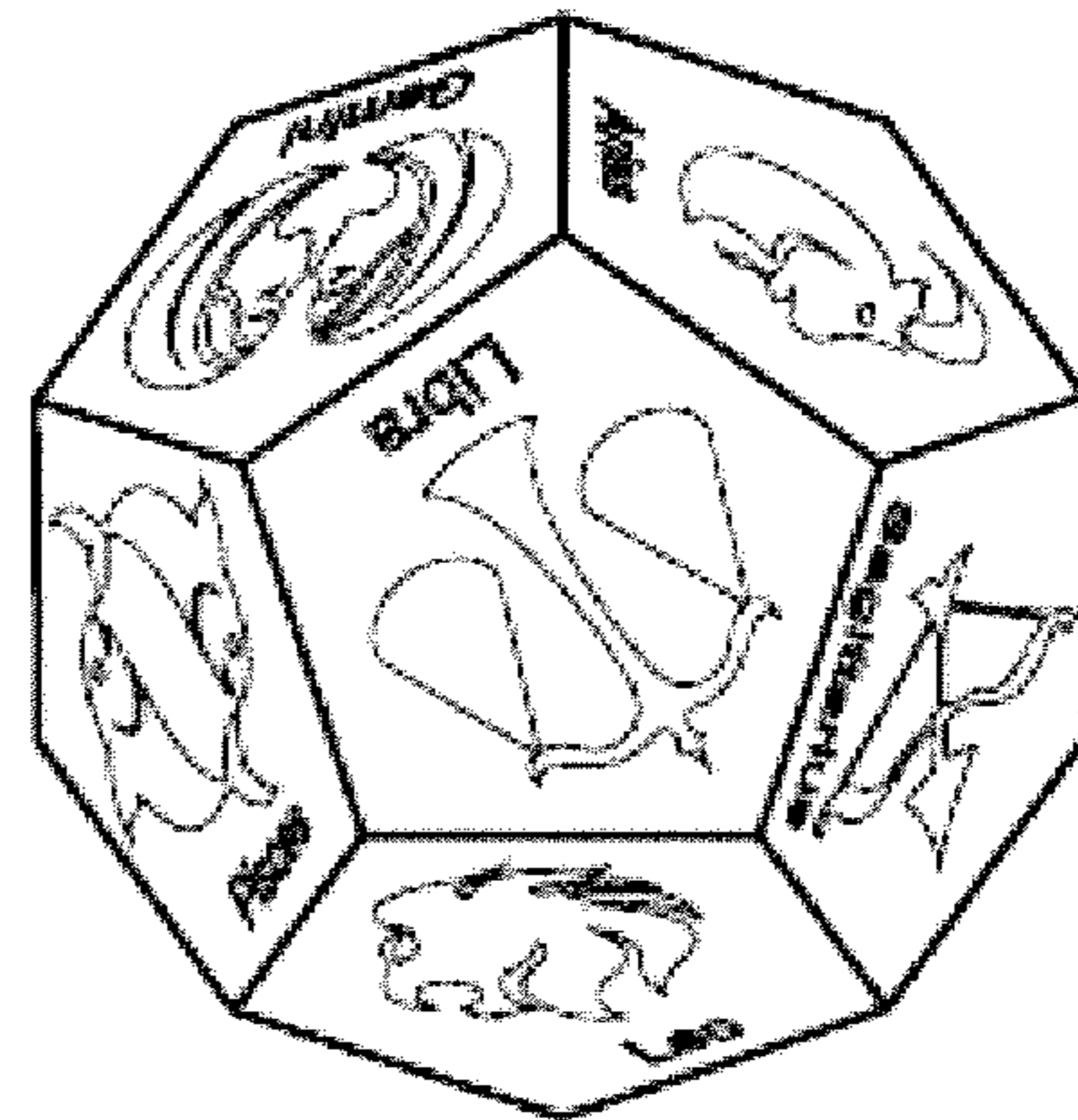


FIG. 3