



US00D722330S

(12) **United States Design Patent**
Boeshans et al.

(10) **Patent No.:** **US D722,330 S**
(45) **Date of Patent:** **** Feb. 10, 2015**

- (54) **EXHAUST SYSTEM FOR AN AGRICULTURAL WORK VEHICLE**
- (71) Applicant: **CNH Industrial America LLC**,
Holland, PA (US)
- (72) Inventors: **James Patrick Boeshans**, Hawley, MN (US); **Jason Keith Novacek**, West Fargo, ND (US); **John Thomas Rasset**, Barnesville, MN (US); **Jay Michael Larson**, Fargo, ND (US); **David Larry Tveito**, West Fargo, ND (US); **Russell Victor Stoltman**, Frankfort, IL (US)

4,766,983	A *	8/1988	Tamba et al.	181/240
4,909,347	A *	3/1990	Wang	181/272
D318,840	S *	8/1991	Miles, Jr.	D12/194
5,121,810	A *	6/1992	Araki	181/198
D345,167	S *	3/1994	Lee	D15/17
D363,908	S *	11/1995	Maag	D12/194
5,689,953	A *	11/1997	Yamashita et al.	60/316
D392,928	S *	3/1998	Erion et al.	D12/194
5,739,484	A *	4/1998	Jones	181/264
D467,846	S *	12/2002	McGee	D12/194
6,983,728	B1 *	1/2006	Banks et al.	123/198 R
D537,396	S *	2/2007	Drew et al.	D12/194
D551,607	S *	9/2007	LaRussa	D12/194
D577,321	S *	9/2008	Shimokawa	D12/194
D579,842	S *	11/2008	Ren	D12/194
D583,287	S *	12/2008	Shimokawa	D12/194
D596,649	S *	7/2009	Yan et al.	D15/5
D614,103	S *	4/2010	Biddulph et al.	D12/194
D627,284	S *	11/2010	Faszer et al.	D12/194
7,958,966	B2 *	6/2011	Smith	181/264

- (73) Assignee: **CNH Industrial America LLC**, New Holland, PA (US)
- (**) Term: **14 Years**

- (21) Appl. No.: **29/499,428**
- (22) Filed: **Aug. 14, 2014**
- (51) **LOC (10) Cl.** **15-03**
- (52) **U.S. Cl.**
USPC **D15/28; D15/17; D15/5**
- (58) **Field of Classification Search**
USPC D15/17, 5, 28, 10, 11, 13-16, 30, 31, D15/22-26; D12/194, 173; 181/204, 264, 181/270, 277, 240, 269, 227, 249, 255, 252, 181/284, 239, 241-243; 56/13.3, 13.4, 56/15.8, 15.9, 320.1; 180/89.1, 89.12, 180/900, 69.2, 68.1, 69.1; 72/369; 138/122, 138/129
See application file for complete search history.

- (56) **References Cited**
U.S. PATENT DOCUMENTS
D179,611 S * 1/1957 Powers et al. D12/194
4,109,751 A * 8/1978 Kabele 181/247
D284,577 S * 7/1986 DuBose D15/28
4,614,086 A * 9/1986 Koch 60/624
D294,936 S * 3/1988 Brill D12/194

(Continued)

Primary Examiner — Mark Goodwin

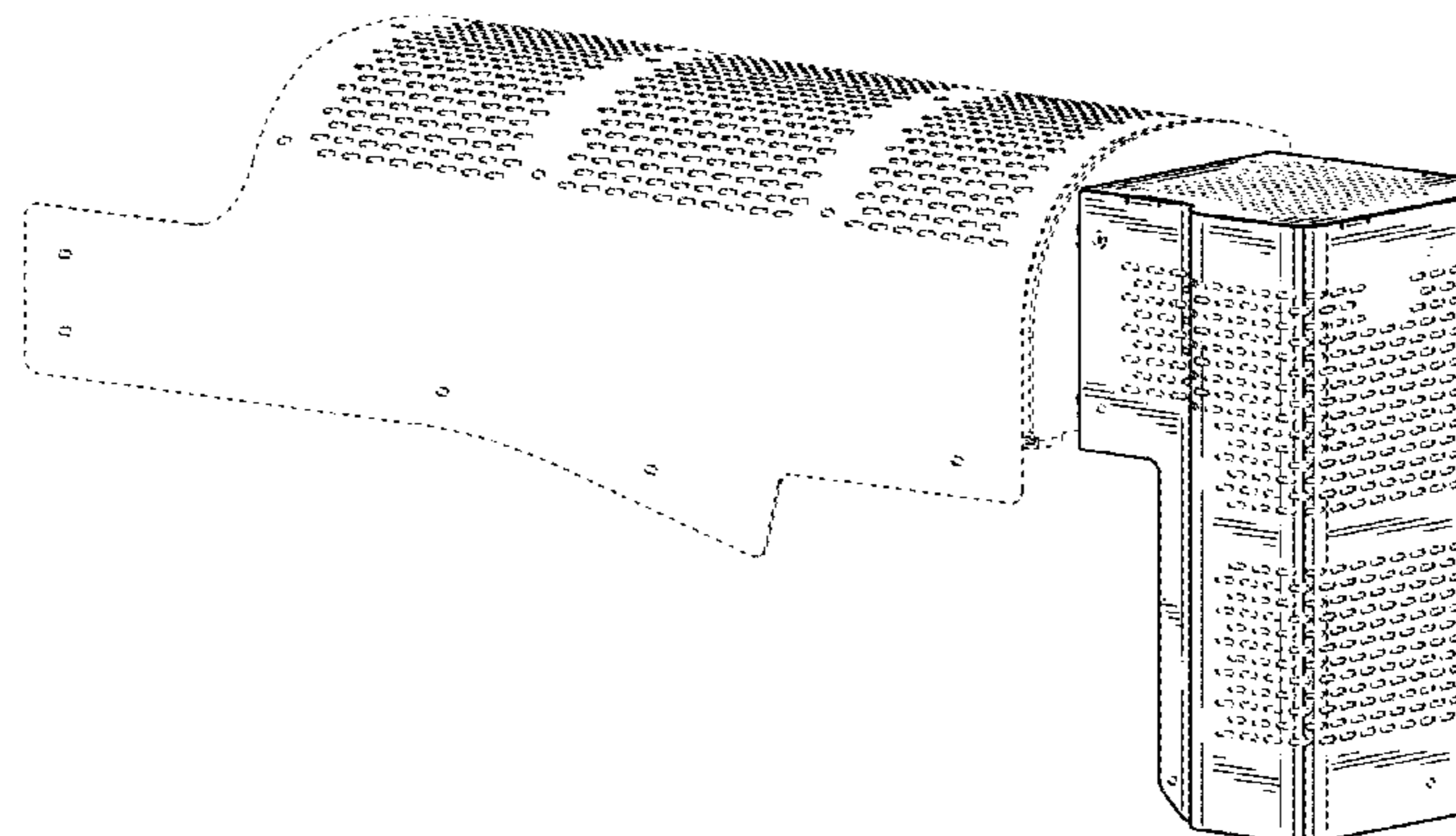
(74) Attorney, Agent, or Firm — Sue C. Watson

(57) **CLAIM**
The ornamental design for an exhaust system for an agricultural work vehicle, substantially as shown and described.

DESCRIPTION

FIG. 1 is a perspective view of an exhaust system for an agricultural work vehicle showing our new design in use condition mounted to a broken line showing of an agricultural work vehicle which forms no part of the claimed design; FIG. 2 is a perspective view thereof; FIG. 3 is a left side view thereof; FIG. 4 is a right side view thereof; FIG. 5 is a top view thereof; FIG. 6 is a bottom view thereof; FIG. 7 is a back view thereof; and, FIG. 8 is a front view thereof. Phantom lining, where utilized, is for illustrative purposes only and forms no part of the claimed design.

1 Claim, 7 Drawing Sheets



(56)

References Cited

U.S. PATENT DOCUMENTS

D642,506 S *	8/2011	Faszer et al.	D12/194	D687,075 S *	7/2013	Richard et al.	D15/28
D643,792 S *	8/2011	MacDonald et al.	D12/194	D698,831 S *	2/2014	Adamson et al.	D15/28
8,016,303 B1	9/2011	Ullman et al.		D700,631 S	3/2014	Novacek et al.	
D666,543 S *	9/2012	Lai	D12/194	2002/0005312 A1	1/2002	Gollungberg	
D668,691 S *	10/2012	Ewringmann	D15/28	2011/0000199 A1*	1/2011	Ezawa et al.	60/311
D670,743 S *	11/2012	Ewringmann	D15/28	2011/0023472 A1*	2/2011	Saito et al.	60/311
D671,562 S *	11/2012	Adamson et al.	D15/23	2011/0120085 A1*	5/2011	Saito et al.	60/272
D682,321 S *	5/2013	Adamson et al.	D15/23	2011/0283687 A1*	11/2011	Dobler et al.	60/299
				2012/0124968 A1*	5/2012	Tamamidis	60/274
				2014/0124283 A1	5/2014	Novacek et al.	

* cited by examiner

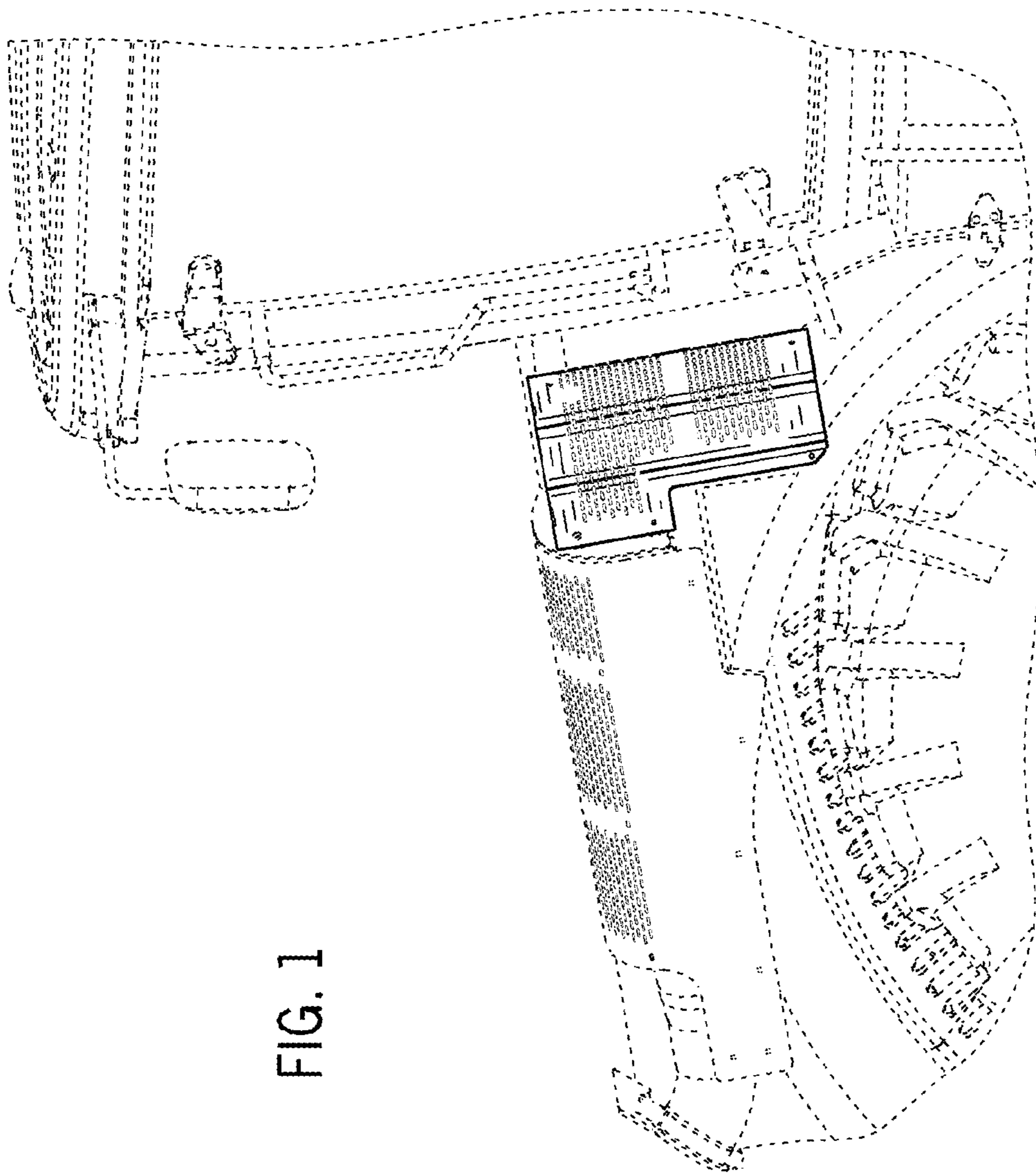


FIG. 1

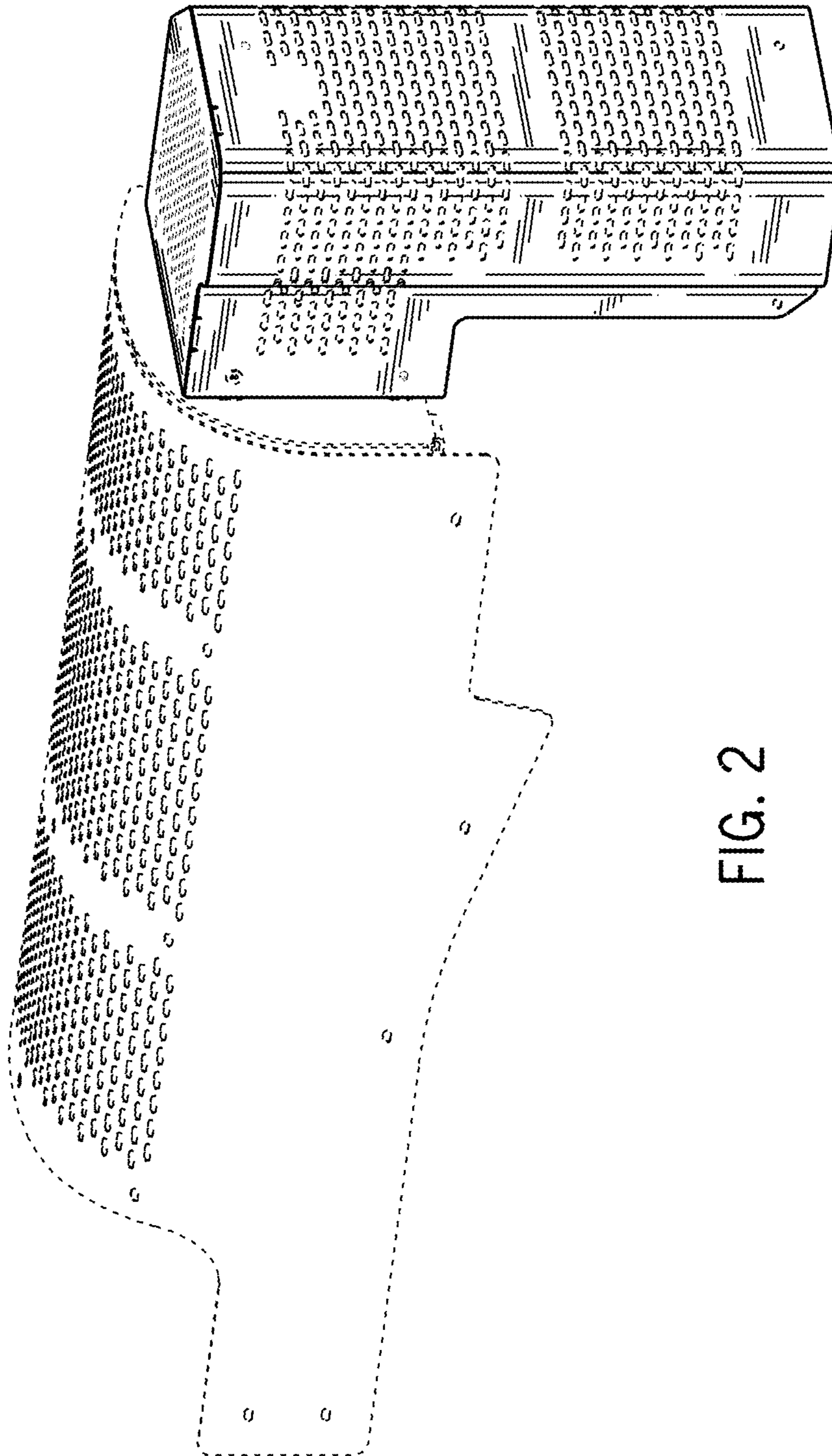


FIG. 2

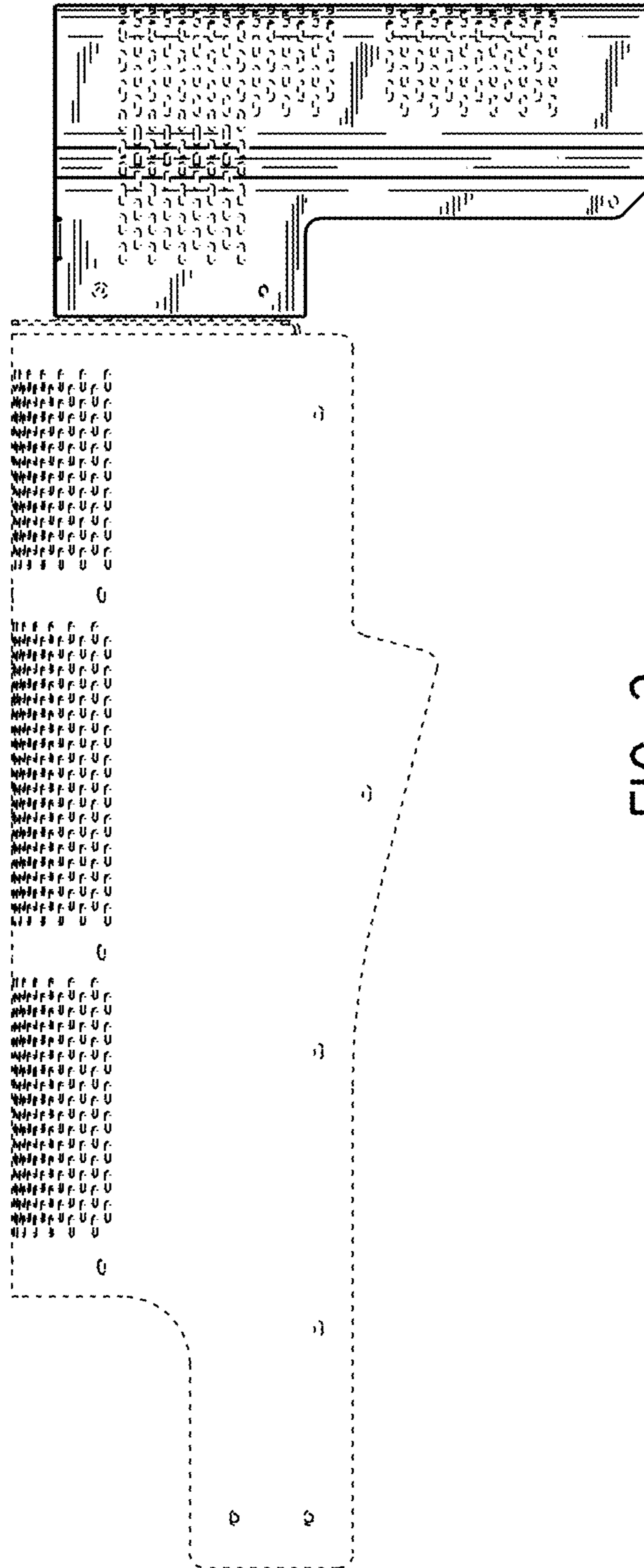


FIG. 3



FIG. 4




FIG. 5




FIG. 6

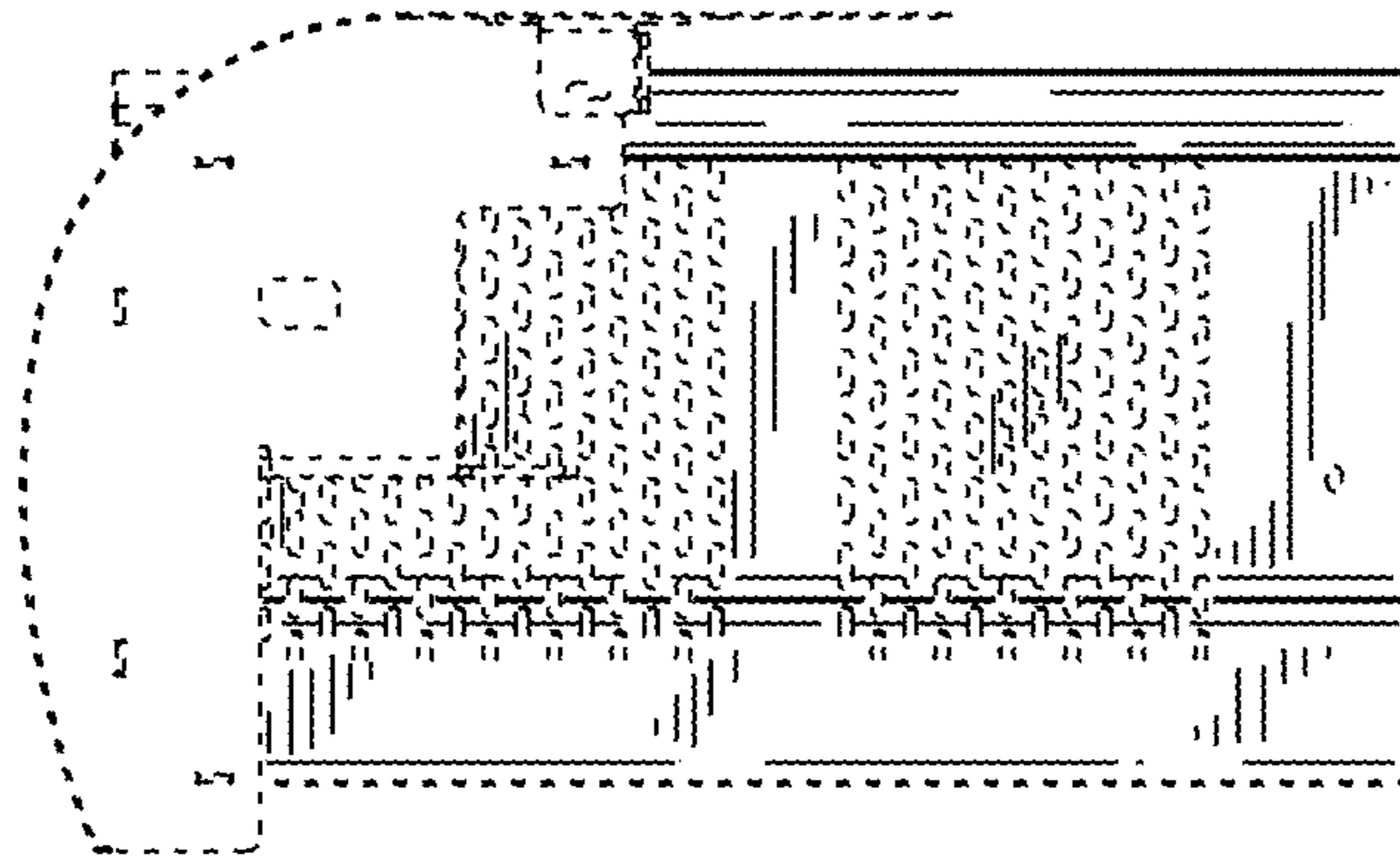


FIG. 8

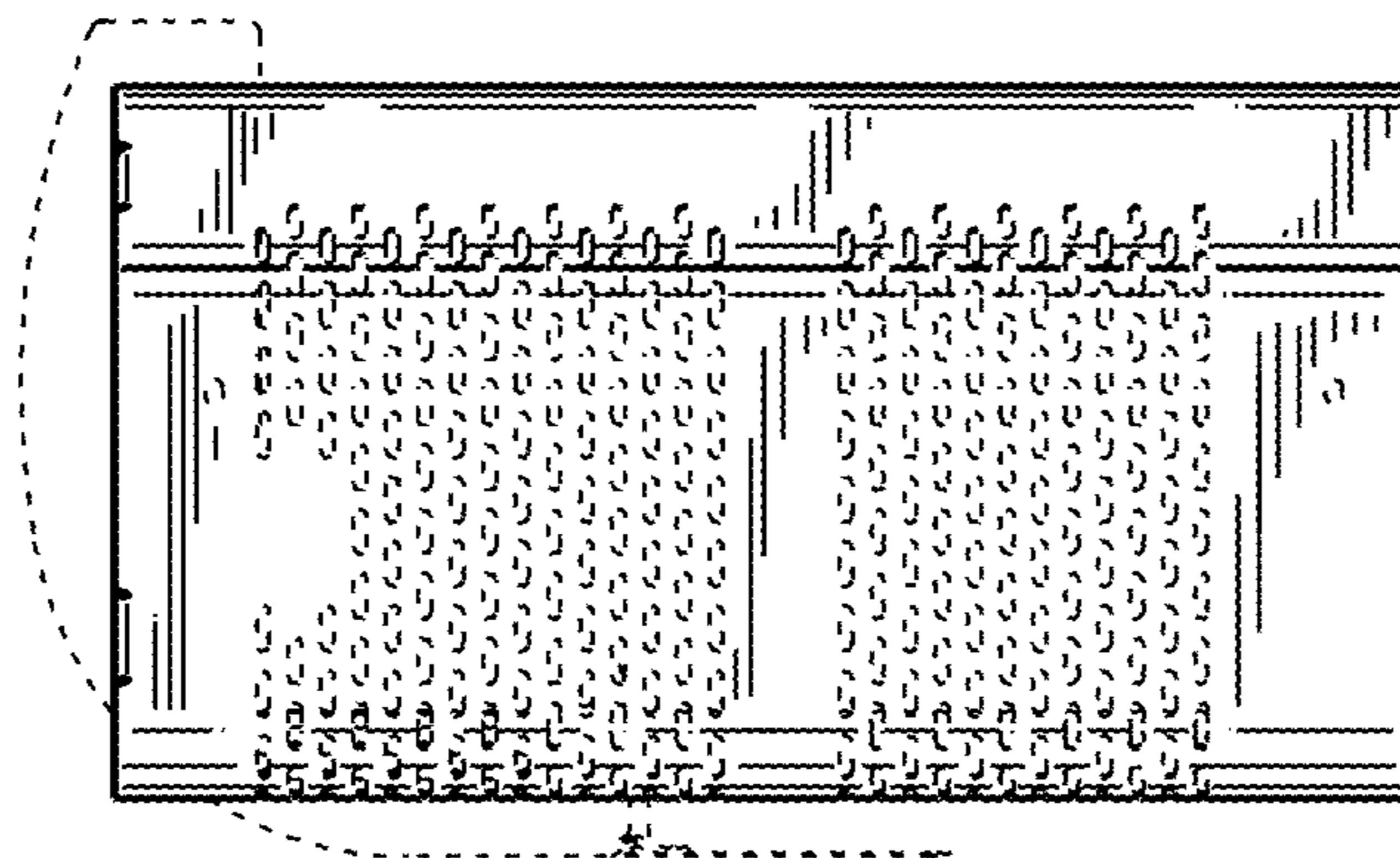


FIG. 7