



US00D722325S

(12) **United States Design Patent**  
**Williams et al.**

(10) **Patent No.:** **US D722,325 S**

(45) **Date of Patent:** **\*\* Feb. 10, 2015**

(54) **DISPLAY SCREEN WITH ANIMATED GRAPHICAL USER INTERFACE**

(71) Applicant: **Citrix Systems, Inc.**, Fort Lauderdale, FL (US)

(72) Inventors: **Ryan Todd Williams**, Menlo Park, CA (US); **Roslyn Cyrus**, Sunnyvale, CA (US)

(73) Assignee: **Citrix Systems, Inc.**, Fort Lauderdale, FL (US)

(\*\*) Term: **14 Years**

(21) Appl. No.: **29/435,300**

(22) Filed: **Oct. 23, 2012**

(51) **LOC (10) Cl.** ..... **14-04**

(52) **U.S. Cl.**  
USPC ..... **D14/489**

(58) **Field of Classification Search**  
CPC ..... A63F 2300/5553; G06F 3/0481; G06F 3/0482; G06F 3/0483; G06F 3/04812; G06F 3/04815; G06F 3/04817; G06F 3/04855; G06F 3/04886  
USPC ..... D14/485-495; D18/24-33; D20/11, 12, D20/18, 22-28, 40; 715/700-867, 961-978  
See application file for complete search history.

(56) **References Cited**

**U.S. PATENT DOCUMENTS**

5,883,627 A \* 3/1999 Pleyer ..... 345/629  
D531,635 S \* 11/2006 Hoefnagels et al. .... D14/485  
D532,014 S \* 11/2006 Hoefnagels et al. .... D14/485  
D534,916 S \* 1/2007 Hone et al. .... D14/486  
D580,942 S \* 11/2008 Oshiro et al. .... D14/485

D590,407 S \* 4/2009 Watanabe et al. .... D14/485  
D593,575 S \* 6/2009 Ball et al. .... D14/486  
D620,023 S \* 7/2010 Flik et al. .... D14/493  
D658,199 S \* 4/2012 Lee et al. .... D14/486  
D697,928 S \* 1/2014 Okumura et al. .... D14/486  
D699,263 S \* 2/2014 Courage et al. .... D14/489  
D711,895 S \* 8/2014 Inose et al. .... D14/485  
2006/0212818 A1 \* 9/2006 Lee ..... 715/753  
2007/0050811 A1 \* 3/2007 Moriwaki et al. .... 725/37

\* cited by examiner

*Primary Examiner* — Mary Ann Calabrese

(74) *Attorney, Agent, or Firm* — Banner & Witcoff, Ltd.

(57) **CLAIM**


The ornamental design for a display screen with animated graphical user interface, as shown and described.

**DESCRIPTION**

FIG. 1 is a first image in a sequence for a display screen with animated graphical user interface showing the new design; FIG. 2 is the second image thereof; FIG. 3 is the third image thereof; FIG. 4 is the fourth image thereof; FIG. 5 is the fifth image thereof; FIG. 6 is the sixth image thereof; FIG. 7 is the seventh image thereof; FIG. 8 is the eighth image thereof; and, FIG. 9 is the ninth image thereof.

The appearance of the animated image on the display screen sequentially transitions between the images shown in FIGS. 1-9. The process or period in which one image transitions to another forms no part of the claimed design. The broken line showing of the display screen is for environmental purposes only and forms no part of the claimed design. Unshaded areas form no part of the claimed design.

**1 Claim, 9 Drawing Sheets**






FIG. 1




FIG. 2




FIG. 3




FIG. 4




FIG. 5




FIG. 6




FIG. 7






FIG. 8




FIG. 9