



US00D722324S

(12) **United States Design Patent**
Florence et al.

(10) **Patent No.:** **US D722,324 S**
(45) **Date of Patent:** **** Feb. 10, 2015**

(54) **DISPLAY SCREEN WITH ICON SET**

(75) Inventors: **Trevor Florence**, Mountain View, CA (US); **Lishan Yu**, San Jose, CA (US); **Valerie Rosen**, Maple Valley, WA (US)

(73) Assignee: **Microsoft Corporation**, Redmond, WA (US)

(**) Term: **14 Years**

(21) Appl. No.: **29/425,090**

(22) Filed: **Jun. 20, 2012**

(51) **LOC (10) Cl.** **14-04**

(52) **U.S. Cl.**
USPC **D14/488**

(58) **Field of Classification Search**
CPC G06F 3/04817
USPC D14/485, 486, 487, 488, 489, 490, 491, 492, 493; 715/810, 835, 836, 837, 839, 840, 846, 847; D20/11
See application file for complete search history.

(56) **References Cited**

U.S. PATENT DOCUMENTS

D341,848 S	*	11/1993	Bigelow et al.	D18/27
D551,247 S		9/2007	Van Dongen et al.	
D553,639 S		10/2007	Van Dongen et al.	
D557,704 S		12/2007	O'Donnell et al.	
D574,844 S		8/2008	Gusmorino et al.	
D599,378 S		9/2009	Mays	
D613,750 S	*	4/2010	Truelove et al.	D14/492
D658,196 S	*	4/2012	Wood et al.	D14/486
D660,317 S	*	5/2012	Jesberger	D14/495

D677,270 S	*	3/2013	Wen et al.	D14/488
D681,661 S	*	5/2013	Koehn et al.	D14/488
D681,663 S	*	5/2013	Phelan et al.	D14/488
D682,298 S	*	5/2013	DiJulio et al.	D14/487
D684,183 S	*	6/2013	Soegiono et al.	D14/489
D684,184 S	*	6/2013	Tanghe et al.	D14/489
D689,098 S	*	9/2013	Jang et al.	D14/492
D701,878 S	*	4/2014	Cahill et al.	D14/488
D701,879 S	*	4/2014	Foit et al.	D14/488
D702,729 S	*	4/2014	Steele et al.	D14/492
D704,214 S	*	5/2014	Beinlich et al.	D14/488
D704,221 S	*	5/2014	Ma et al.	D14/492
D705,252 S	*	5/2014	Cahill et al.	D14/488
2003/0210280 A1	*	11/2003	Baker et al.	345/835
2005/0216864 A1	*	9/2005	Dart et al.	715/839

* cited by examiner

Primary Examiner — Cynthia Underwood

(74) *Attorney, Agent, or Firm* — Banner & Witcoff, Ltd.

(57) **CLAIM**

The ornamental design for a display screen with icon set, as shown and described.


DESCRIPTION

FIG. 1 is a front view of a display screen with icon set showing our new design; and,

FIG. 2 is a front view of a display screen with icon set showing an alternative embodiment of our new design.

The broken line showing of the remainder of the user interface and display screen is for environmental purposes only and forms no part of the claimed design. The icon set is arranged relatively on the drawing sheet for the convenience of display and their relative positioning forms no part of the claimed design.

1 Claim, 2 Drawing Sheets






FIG. 1




FIG. 2