



US00D722323S

(12) **United States Design Patent**
Pai et al.

(10) **Patent No.:** **US D722,323 S**

(45) **Date of Patent:** **** Feb. 10, 2015**

(54) **DISPLAY SCREEN WITH TRANSITIONAL GRAPHICAL USER INTERFACE**

(71) Applicant: **Avaya Inc.**, Basking Ridge, NJ (US)

(72) Inventors: **Deep Subhash Pai**, Pune (IN); **Jaydeep Deepak Bhalerao**, Pune (IN)

(73) Assignee: **Avaya Inc.**, Basking Ridge, NJ (US)

(**) Term: **14 Years**

(21) Appl. No.: **29/446,431**

(22) Filed: **Feb. 22, 2013**

(51) **LOC (10) Cl.** **14-04**

(52) **U.S. Cl.**
USPC **D14/487**

(58) **Field of Classification Search**
USPC D14/485-495; 715/700, 703, 711, 716, 715/719, 727, 740, 768, 772, 773, 779, 781, 715/810, 825, 828, 833, 835, 840, 856, 857, 715/859, 861, 864, 974, 975; 382/124
See application file for complete search history.

(56) **References Cited**

U.S. PATENT DOCUMENTS

5,786,814	A	7/1998	Moran et al.	
D439,585	S *	3/2001	Law et al.	D14/487
D456,816	S *	5/2002	Nguyen	D14/485
D563,423	S *	3/2008	Suzuki	D14/486
D602,033	S *	10/2009	Vu et al.	D14/485
7,598,975	B2	10/2009	Cutler	
D670,306	S *	11/2012	Kulakov	D14/485

D678,307	S *	3/2013	Kanalakis et al.	D14/486
D678,308	S *	3/2013	Kanalakis et al.	D14/486
D678,898	S *	3/2013	Walsh et al.	D14/487
D682,293	S *	5/2013	Kanalakis et al.	D14/487
D682,864	S *	5/2013	Kanalakis et al.	D14/487
2011/0113348	A1	5/2011	Twiss et al.	
2012/0120181	A1 *	5/2012	Kanalakis et al.	348/14.03
2013/0174079	A1 *	7/2013	Morley et al.	715/773
2014/0096047	A1 *	4/2014	Ha et al.	715/768

* cited by examiner

Primary Examiner — Angela J Lee

(74) *Attorney, Agent, or Firm* — Sheridan Ross P.C.

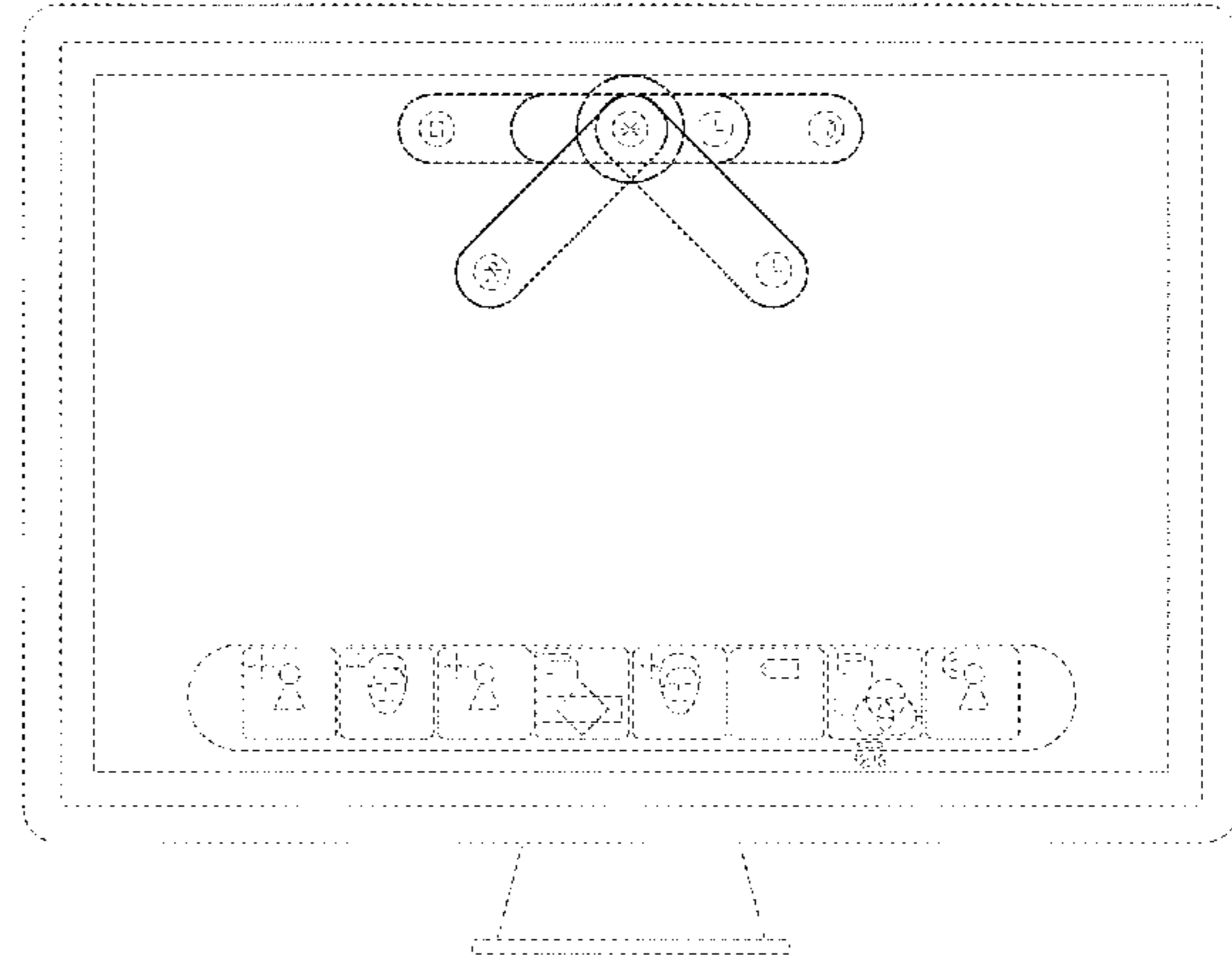
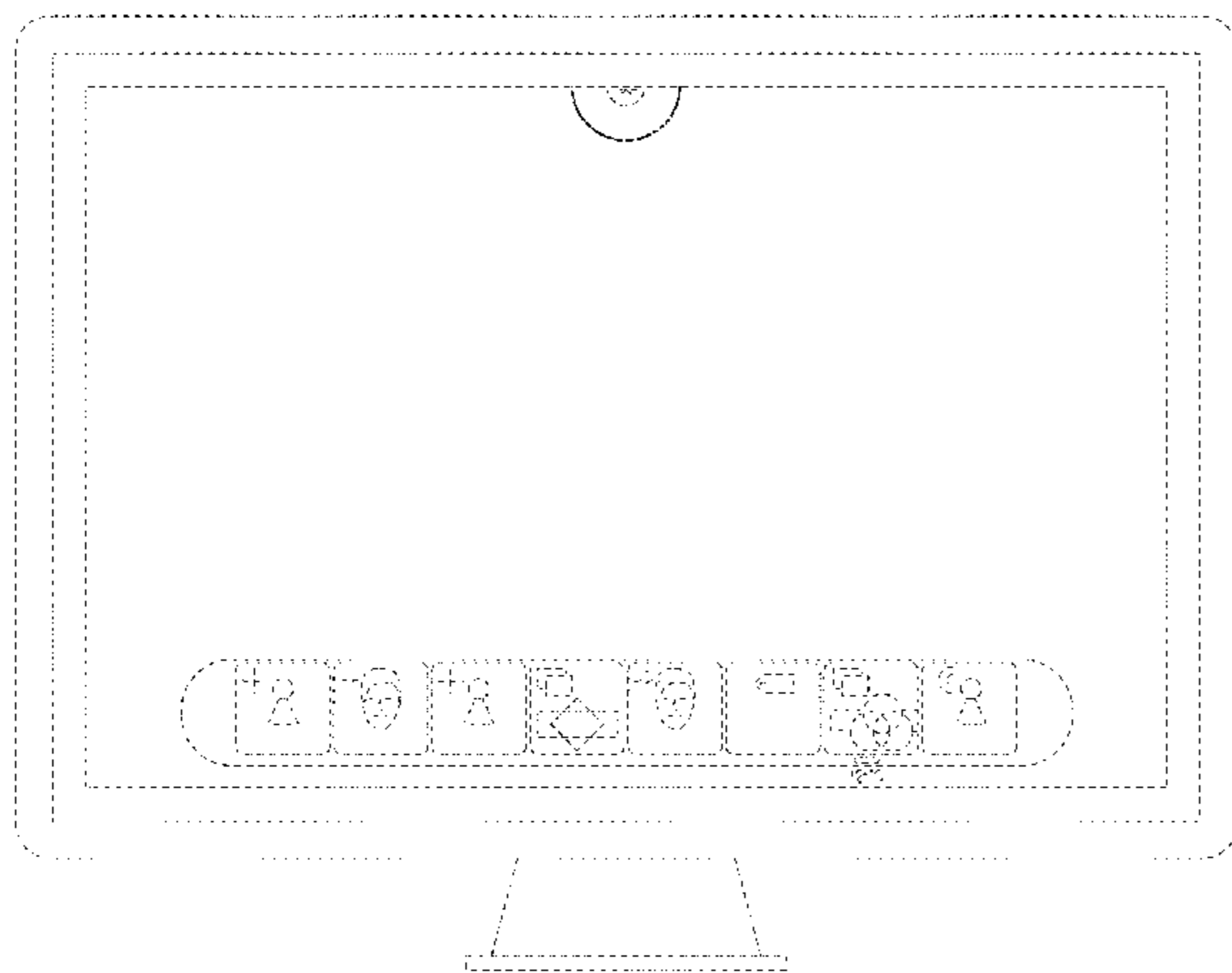
(57) **CLAIM**

The ornamental design for a display screen with transitional graphical user interface, as shown and described.

DESCRIPTION

FIG. 1 is a front view of a first image of a display screen with transitional graphical user interface, where a graphical user interface element is in a closed configuration; FIG. 2 is a front view of a second image thereof; FIG. 3 is a front view of a third image thereof; and, FIG. 4 is a front view of a fourth image thereof. The broken lines showing of the display screen illustrates the environment of the claimed design and forms no part thereof. The broken lines showing of portions of the graphical user interface illustrates portions of the graphical user interface which form no part of the claimed design. The appearance of the transitional image sequentially transitions between the images shown in FIGS. 1-4. The process or period in which one image transitions to another image forms no part of the claimed design.

1 Claim, 4 Drawing Sheets



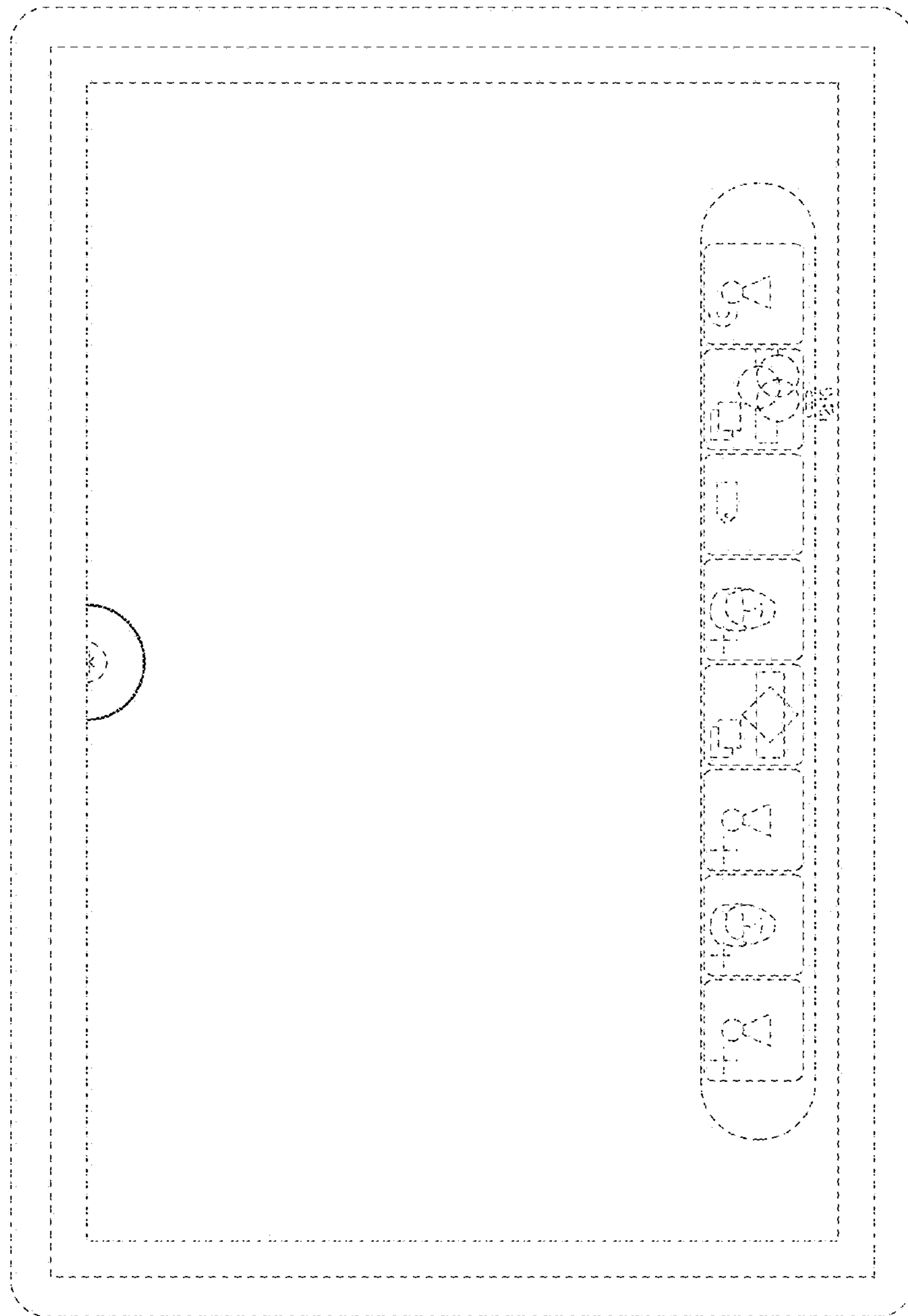
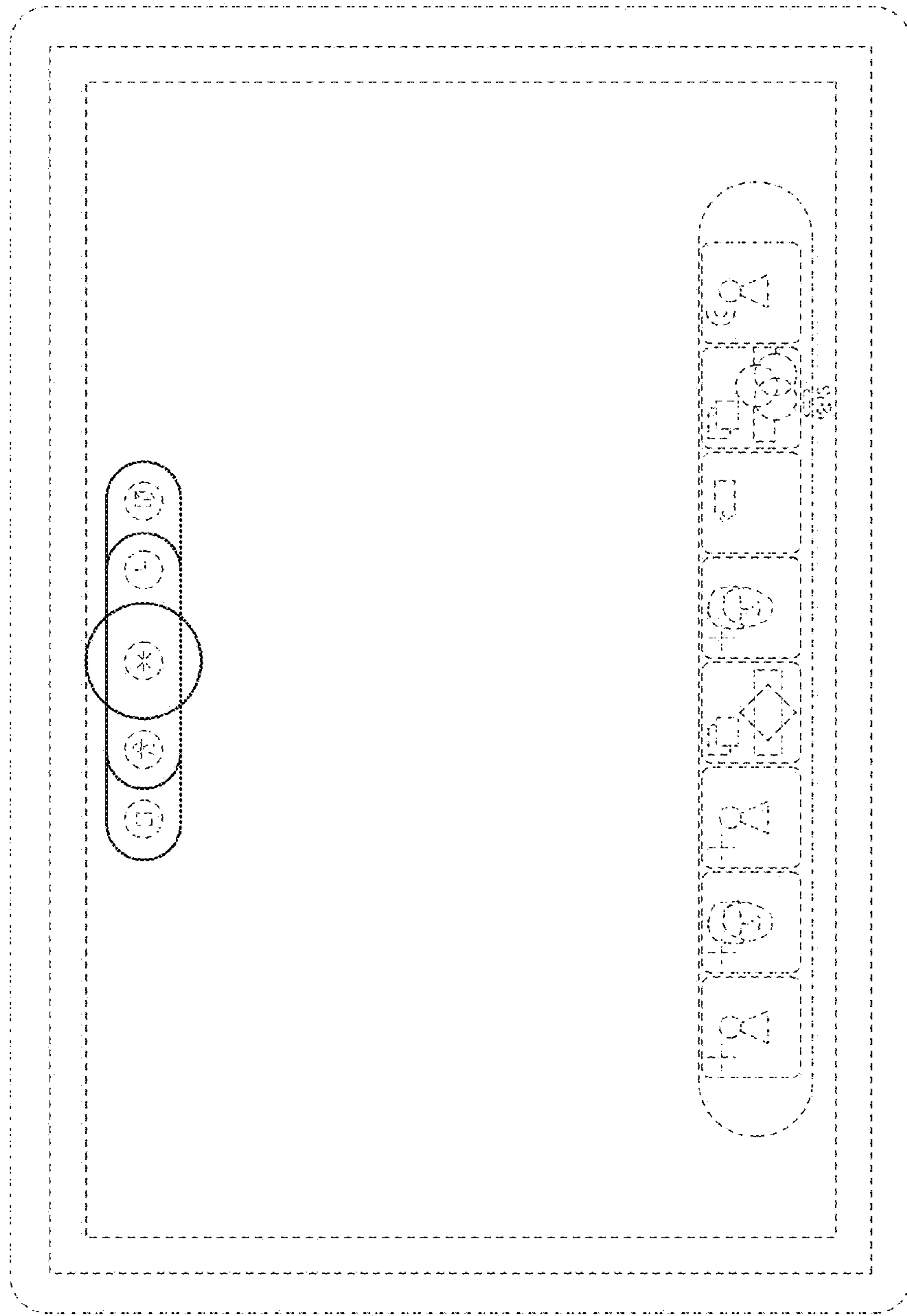


FIG. 1



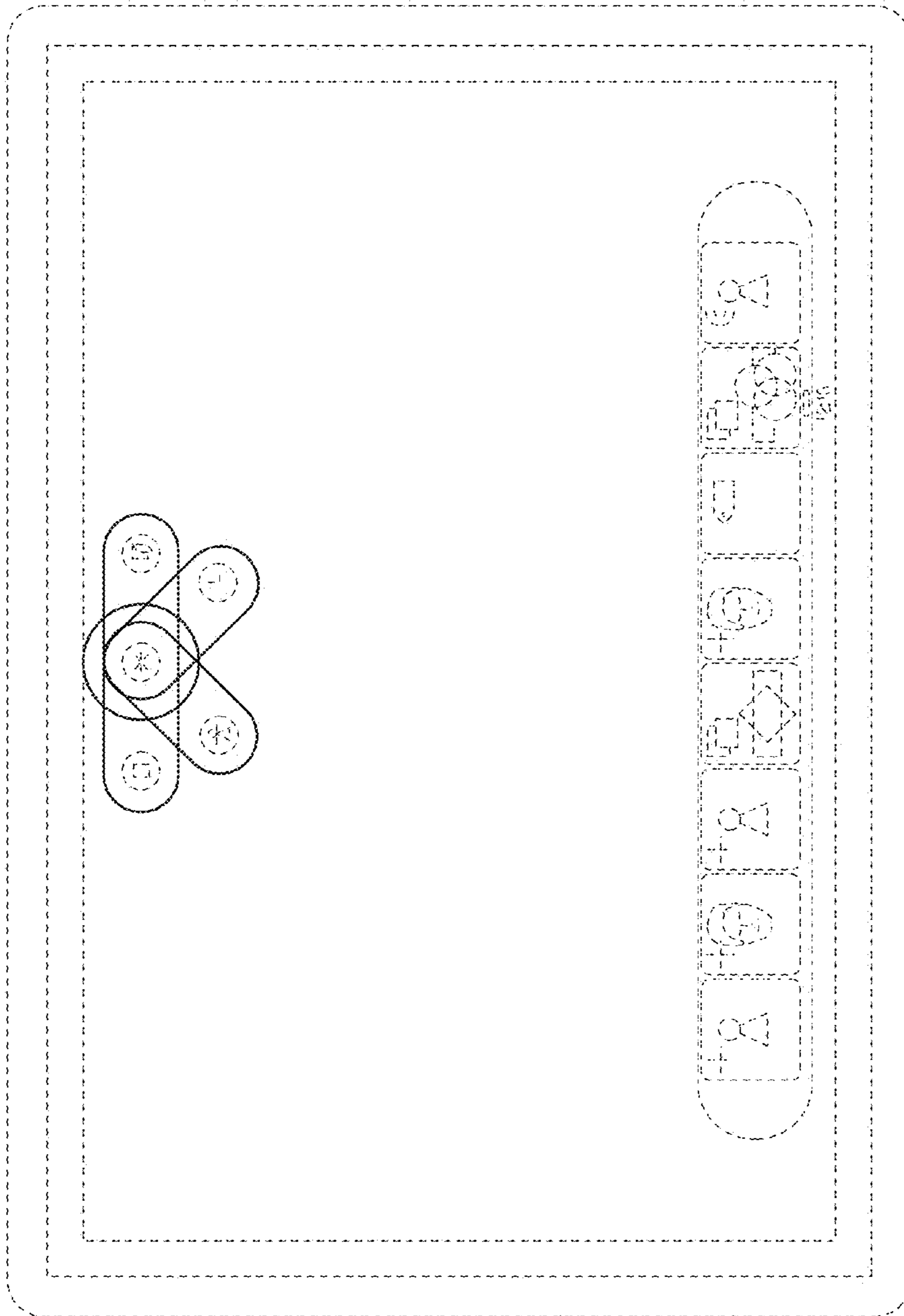


FIG. 3

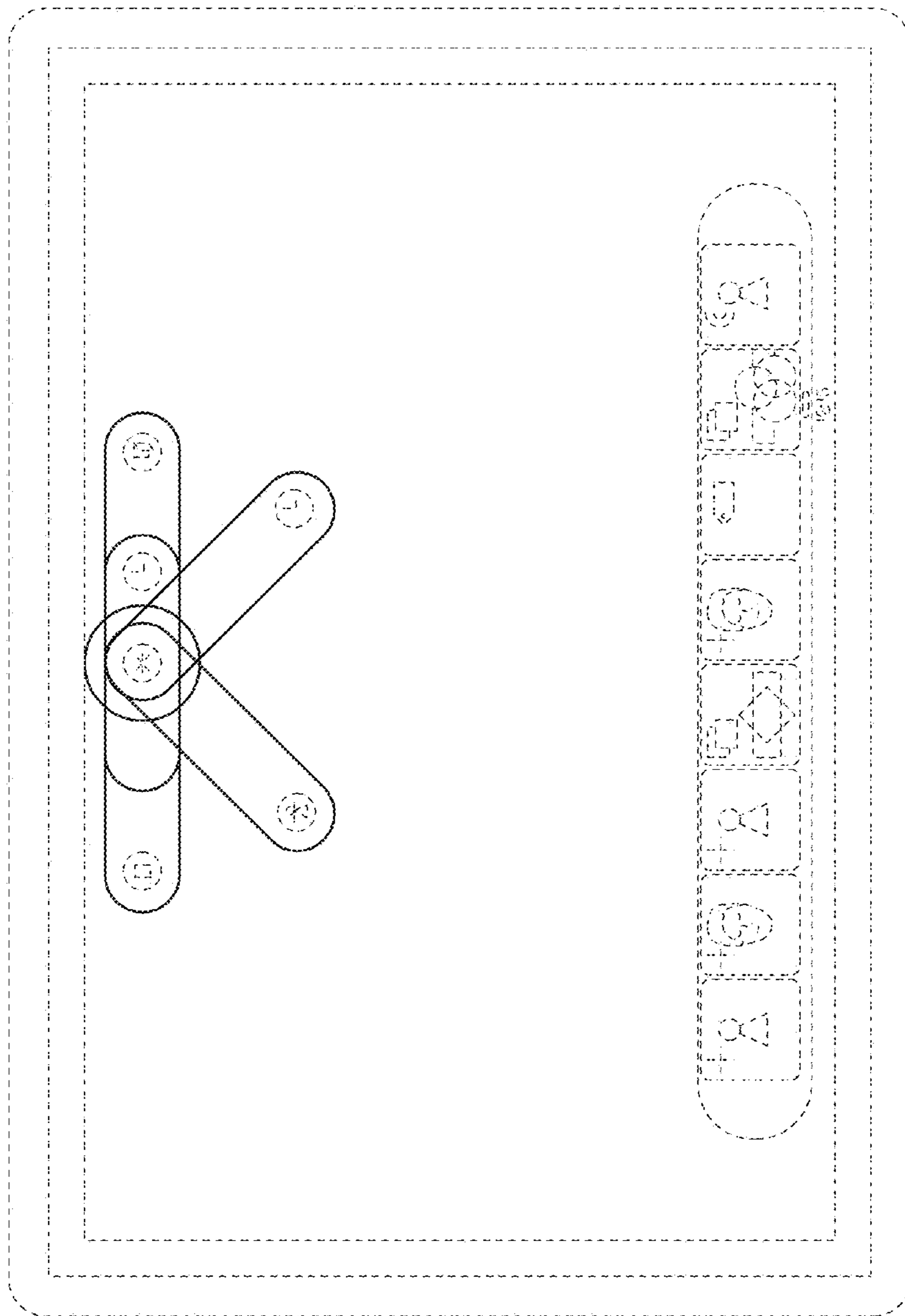


FIG.4