



US00D722303S

(12) **United States Design Patent**
Oliveras

(10) **Patent No.:** **US D722,303 S**

(45) **Date of Patent:** **** *Feb. 10, 2015**

(54) **ELECTRONIC ACOUSTIC DEVICE**

(76) **Inventor:** **Rene-Martin Oliveras**, Florham Park,
NJ (US)

(*) **Notice:** This patent is subject to a terminal disclaimer.

(**) **Term:** **14 Years**

(21) **Appl. No.:** **29/410,298**

(22) **Filed:** **Jan. 6, 2012**

(51) **LOC (10) Cl.** **14-03**

(52) **U.S. Cl.**
USPC **D14/209.1; D14/215; D14/217**

(58) **Field of Classification Search**

CPC .. B60R 11/0217; F16M 11/10; F16M 11/041;
F16M 13/00; F16M 13/02; F16M 13/022;
G06F 1/1688; G06F 1/187; G06F 1/1626;
G06F 1/1632; G11B 33/124; H01M 10/44;
H01R 13/518; H01R 13/6456; H01R 24/64;
H01R 35/04; H01R 2105/00; H01R 2201/04;
H02J 7/00; H02J 7/007; H02J 7/0003; H02J
7/0042; H02J 7/0044; H02J 7/0045; H02J
7/0047; H02J 7/0052; H04M 1/03; H04M
1/035; H04M 1/04; H04M 1/0254; H04M
1/0274; H04M 1/7253; H04M 1/72527;
H04M 1/72569; H04M 2250/12; H04Q 1/09;
H04R 1/02; H04R 1/06; H04R 1/021; H04R
1/025; H04R 1/026; H04R 1/028; H04R
1/105; H04R 1/323; H04R 1/403; H04R
1/2803; H04R 1/2834; H04R 5/02; H04R
7/20; H04R 9/06; H04R 9/025; H04R
2201/021; H04R 2400/00; H04R 2400/07;
H04R 2499/11; H04R 2499/13; H04R
2499/15; H04S 3/00; H04S 7/30; H04W
88/02; Y02E 60/12
USPC D14/142, 149, 155, 157, 167, 168,
D14/170-172, 188, 191-196, 203.1-203.8,
D14/204, 207, 209.1, 210-217, 221, 222,
D14/224, 238.1, 251-253, 432-435.1, 447,

D14/451, 474, 480.1-480.7, 496; D13/107,
D13/108, 118, 133; D3/218; 248/221.11,
248/309.1; 320/107, 110, 113-115;
361/600; 439/529, 534;
455/556.1-556.2, 557

See application file for complete search history.

(56) **References Cited**

U.S. PATENT DOCUMENTS

D308,870	S	*	6/1990	Rioux, Jr.	D14/251
D317,451	S	*	6/1991	Corzo	D14/217
D468,747	S	*	1/2003	Kwon	D14/451
D473,562	S	*	4/2003	Russell	D14/447
D507,258	S	*	7/2005	Hussaini et al.	D14/214
D560,068	S	*	1/2008	Dixon	D3/218
D564,220	S	*	3/2008	Dixon	D3/218
D570,836	S	*	6/2008	Chen	D14/253
D582,894	S	*	12/2008	Richter	D14/217
D589,026	S	*	3/2009	Ang et al.	D14/168
D592,188	S	*	5/2009	Huang	D14/217
D606,065	S	*	12/2009	Rihu	D14/253

(Continued)

Primary Examiner — Keli L Hill

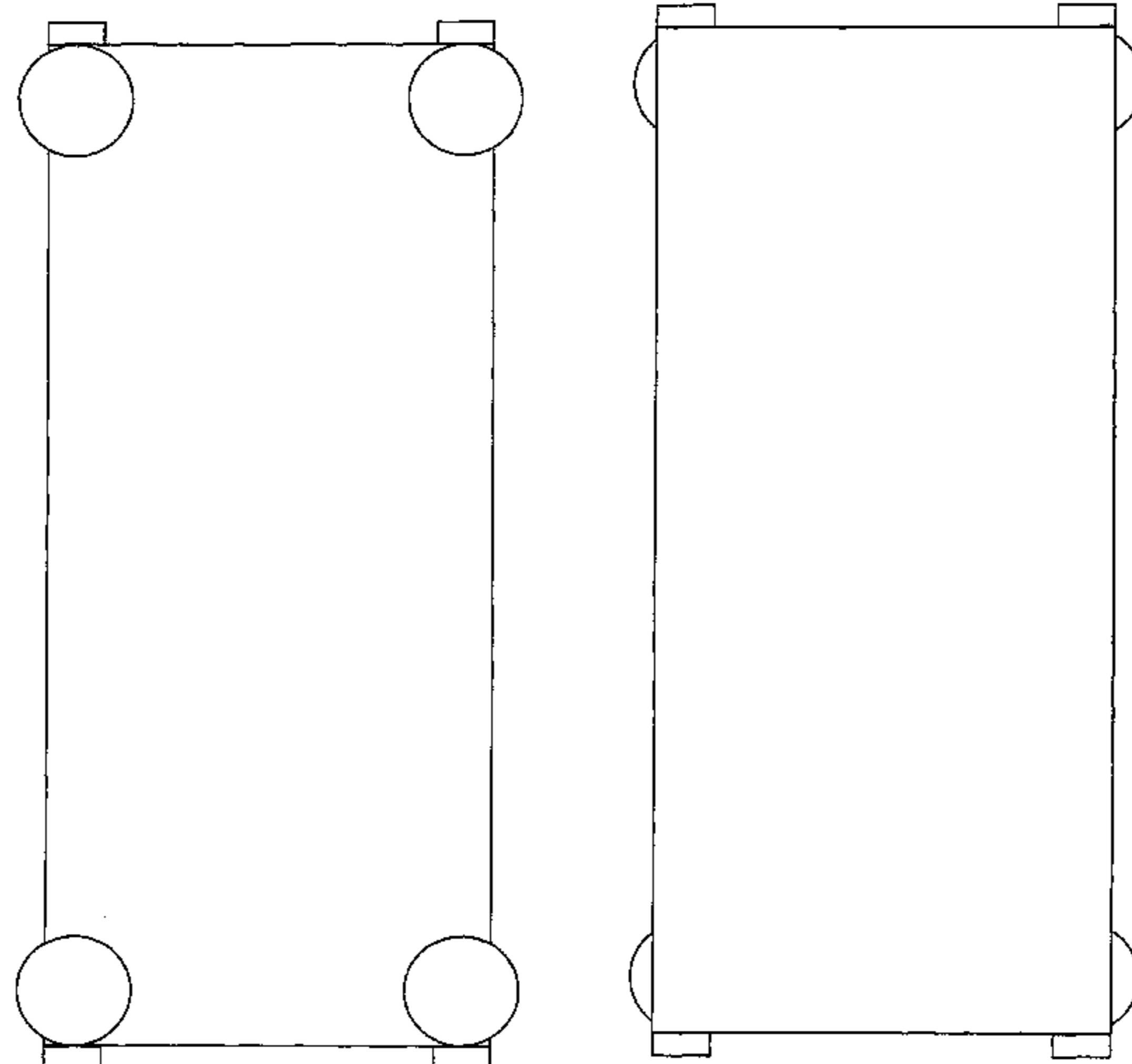
(57) **CLAIM**

The ornamental design for an electronic acoustic device, as shown and described.

DESCRIPTION

FIG. 1 is a front view of an electronic acoustic device, embodying my new design.
FIG. 2 is a rear view of the electronic acoustic device.
FIG. 3 is a right side view of the electronic acoustic device.
FIG. 4 is a left side view of the electronic acoustic device.
FIG. 5 is a top view of the electronic acoustic device; and,
FIG. 6 is a bottom view of the electronic acoustic device.

1 Claim, 5 Drawing Sheets



(56)

References Cited

U.S. PATENT DOCUMENTS

D626,953 S *	11/2010	Wilson	D14/252	D679,716 S *	4/2013	Mo	D14/447
D634,315 S *	3/2011	Nousiainen	D14/253	D681,624 S *	5/2013	Chang	D14/250
D640,679 S *	6/2011	Willes et al.	D14/250	D684,979 S *	6/2013	Chun	D14/447
D640,707 S *	6/2011	Yeh	D14/447	D684,980 S *	6/2013	Chun	D14/447
D650,774 S *	12/2011	Molter	D14/239	D685,379 S *	7/2013	Richter	D14/447
D658,169 S *	4/2012	Mo	D14/253	D685,804 S *	7/2013	Richter	D14/447
D668,247 S *	10/2012	Kim et al.	D14/253	D686,629 S *	7/2013	Trinh et al.	D14/447
D669,481 S *	10/2012	Prescott et al.	D14/447	D696,656 S *	12/2013	Murchison et al.	D14/250
D669,890 S *	10/2012	Hopkins et al.	D14/251	D696,671 S *	12/2013	Carnevali	D14/447
D673,156 S *	12/2012	Detemple	D14/434	D696,672 S *	12/2013	Brittain et al.	D14/447
D673,960 S *	1/2013	Lindfield et al.	D14/447	D697,919 S *	1/2014	Gelsomini et al.	D14/447
D674,803 S *	1/2013	Westrup	D14/440	D703,213 S *	4/2014	Gifford et al.	D14/447
D676,447 S *	2/2013	Detemple	D14/434	D703,657 S *	4/2014	Carnevali	D14/253
				2011/0019992 A1 *	1/2011	Orf	396/419
				2013/0230174 A1 *	9/2013	Oliveras	381/17

* cited by examiner

FIG. 1




FIG. 2




FIG. 3

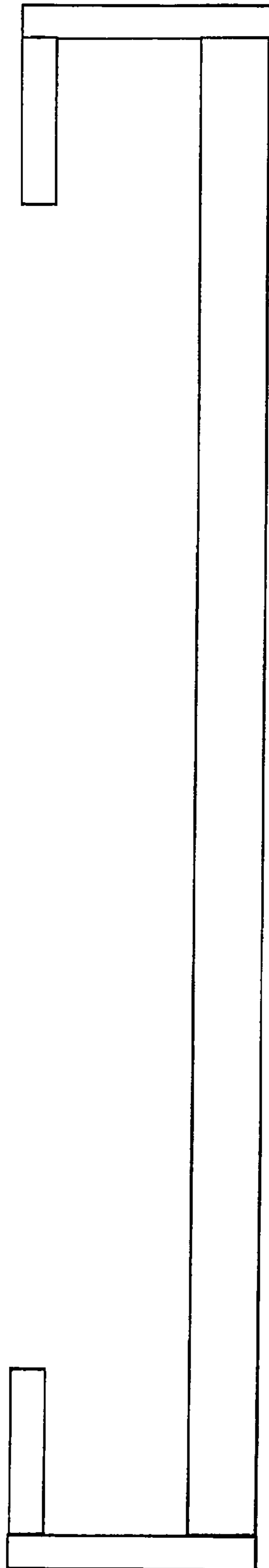


FIG. 4




FIG. 5




FIG. 6

