



US00D722290S

(12) **United States Design Patent**  
**Jamot et al.**

(10) **Patent No.:** **US D722,290 S**  
(45) **Date of Patent:** **\*\* Feb. 10, 2015**

(54) **PNEUMATIC TIRE**

D360,861 S 8/1995 Graass et al.  
D361,966 S 9/1995 Graass et al.  
D379,449 S 5/1997 Graass et al.  
D505,111 S \* 5/2005 Allison et al. .... D12/563

(71) Applicants: **Compagnie Generale des Etablissements Michelin**, Clermont-Ferrand (FR); **Michelin Recherche et Technique S.A.**, Granges-Paccot (CH)

**FOREIGN PATENT DOCUMENTS**

EP 0 609 194 A1 8/1994  
FR 06/5978 12/2006  
FR 06/5980 12/2006  
FR 07/5041 11/2007

(72) Inventors: **Nicolas Jamot**, Clermont-Ferrand - Cedex (FR); **Bertrand Fraenkel**, Clermont-Ferrand - Cedex (FR); **Arnaud Frappart**, Clermont-Ferrand (FR)

\* cited by examiner

(73) Assignees: **Compagnie Generale des Etablissements Michelin** (FR); **Michelin Recherche et Technique, S.A.** (CH)

*Primary Examiner* — George D Kirschbaum

(74) *Attorney, Agent, or Firm* — Dickinson Wright PLLC

(\*\*) Term: **14 Years**

(57) **CLAIM**

The ornamental design for a pneumatic tire, as shown and described.

(21) Appl. No.: **29/451,733**

(22) Filed: **Apr. 8, 2013**

**DESCRIPTION**

(30) **Foreign Application Priority Data**

Oct. 8, 2012 (FR) ..... 12 4677

(51) **LOC (10) Cl.** ..... **12-15**

(52) **U.S. Cl.**  
USPC ..... **D12/563**

(58) **Field of Classification Search**  
USPC ..... D12/533-567; 152/209.1-209.9  
See application file for complete search history.

FIG. 1 is a front perspective view of a pneumatic tire showing our new design.

FIG. 2 is a front elevational view thereof.

FIG. 3 is a right side elevational view thereof, the other side being a mirror image; and,

FIG. 4 is a partial, enlarged perspective view thereof.

In the drawings, the broken lines defining the inner bead and the unclaimed sidewall depict environmental subject matter that forms no part of the claimed design. The dash-dot lines represent the peripheral boundary between the claimed tire tread and unclaimed sidewall.

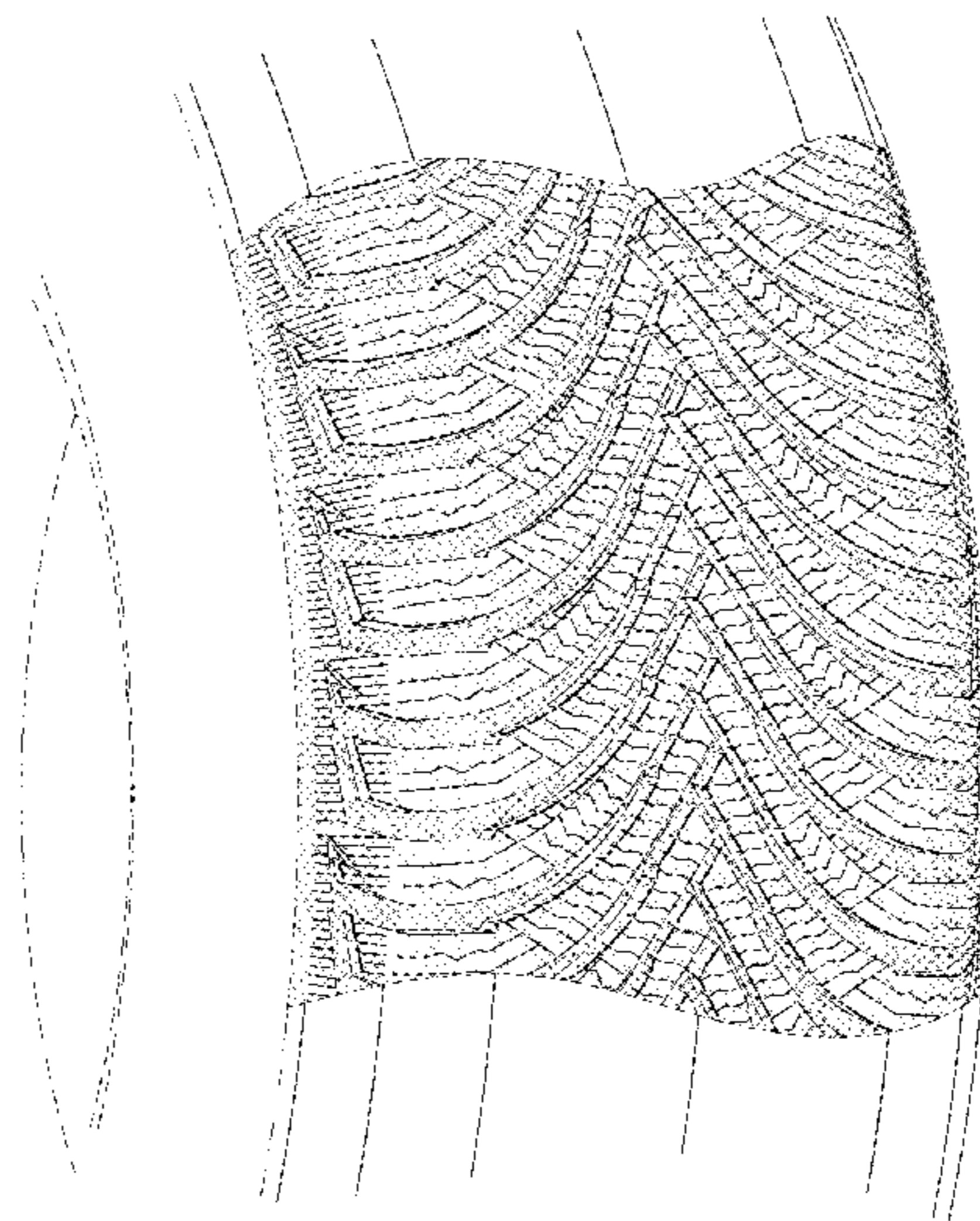
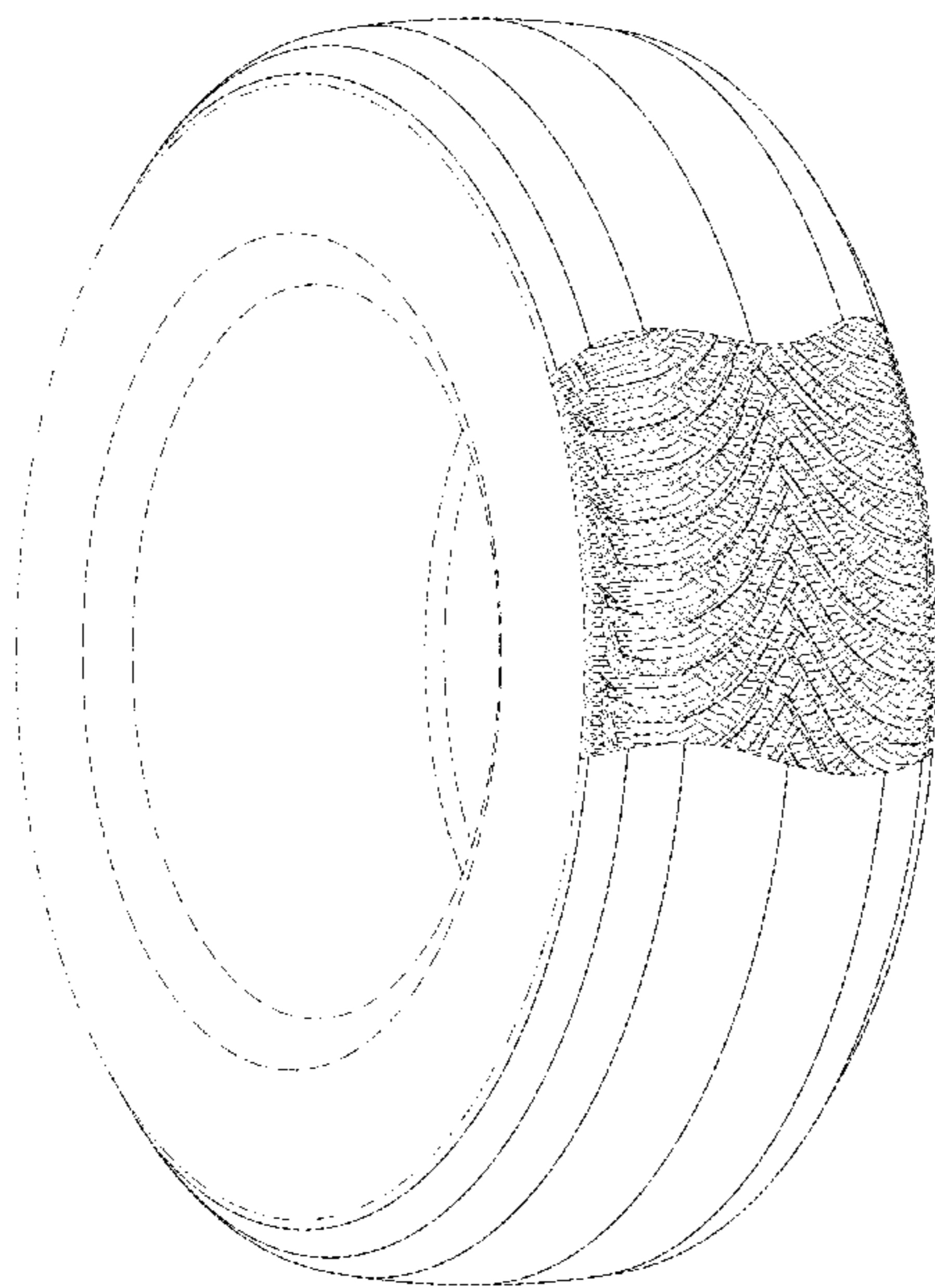
The tread pattern is understood to repeat uniformly throughout the circumference of the tire, as shown schematically in solid lines.

(56) **References Cited**

**U.S. PATENT DOCUMENTS**

5,131,443 A \* 7/1992 Kuhr et al. .... 152/209.28  
D355,876 S 2/1995 Diensthuber

**1 Claim, 4 Drawing Sheets**



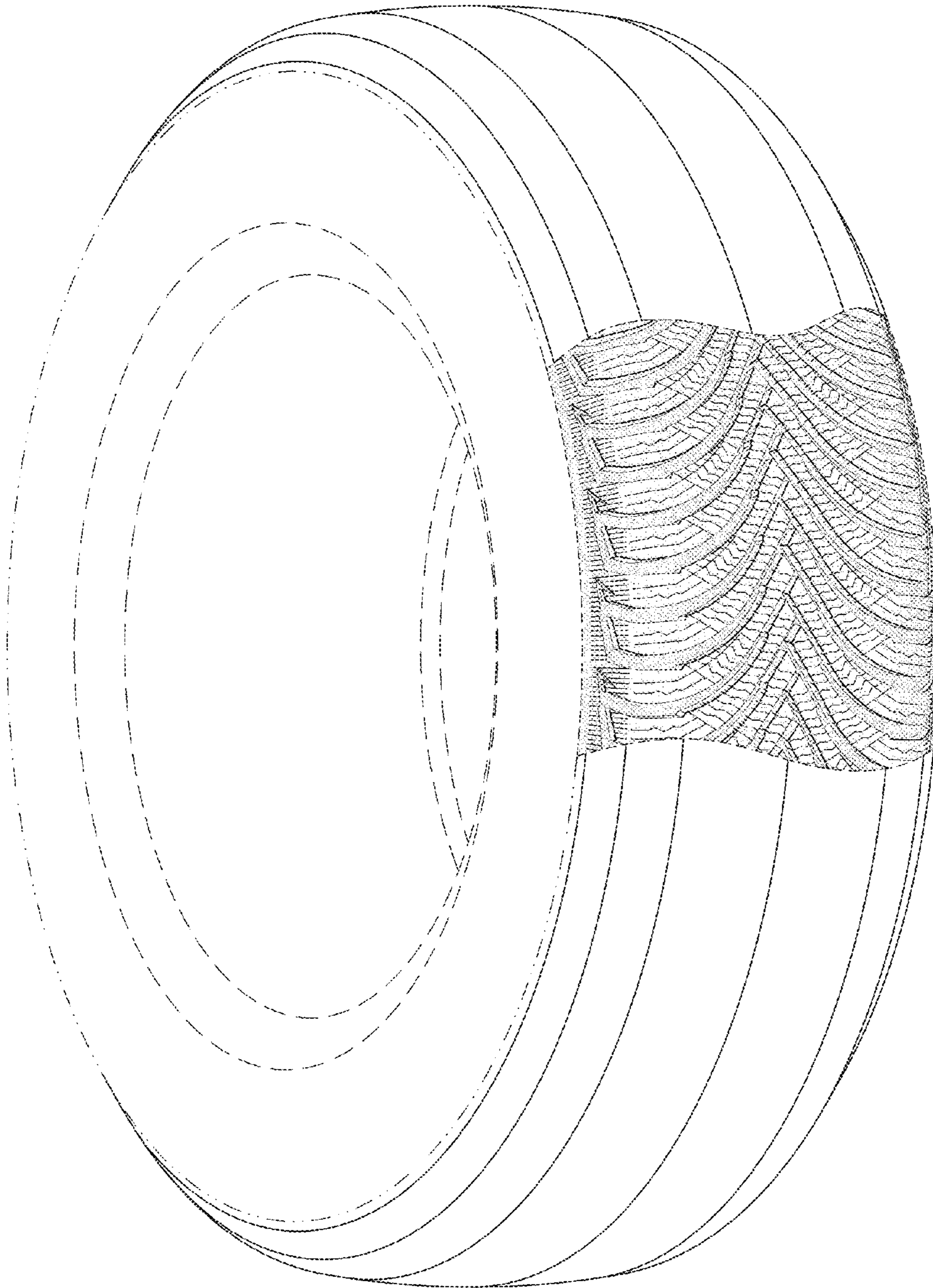
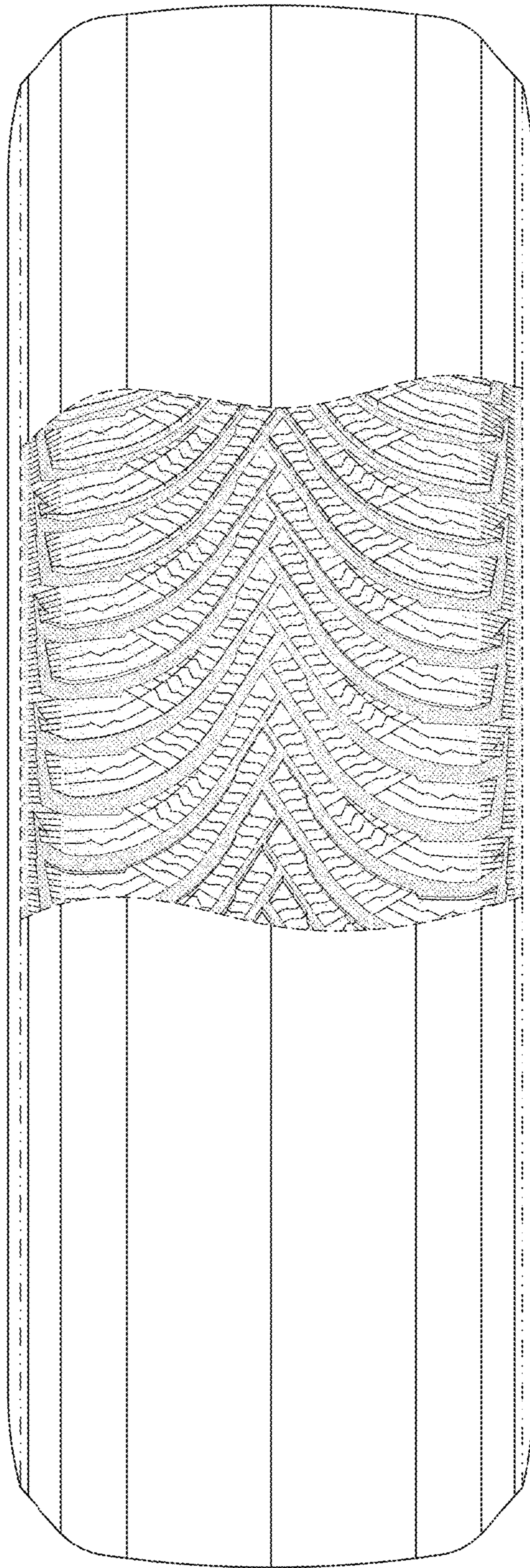


FIG. 1



**FIG. 2**

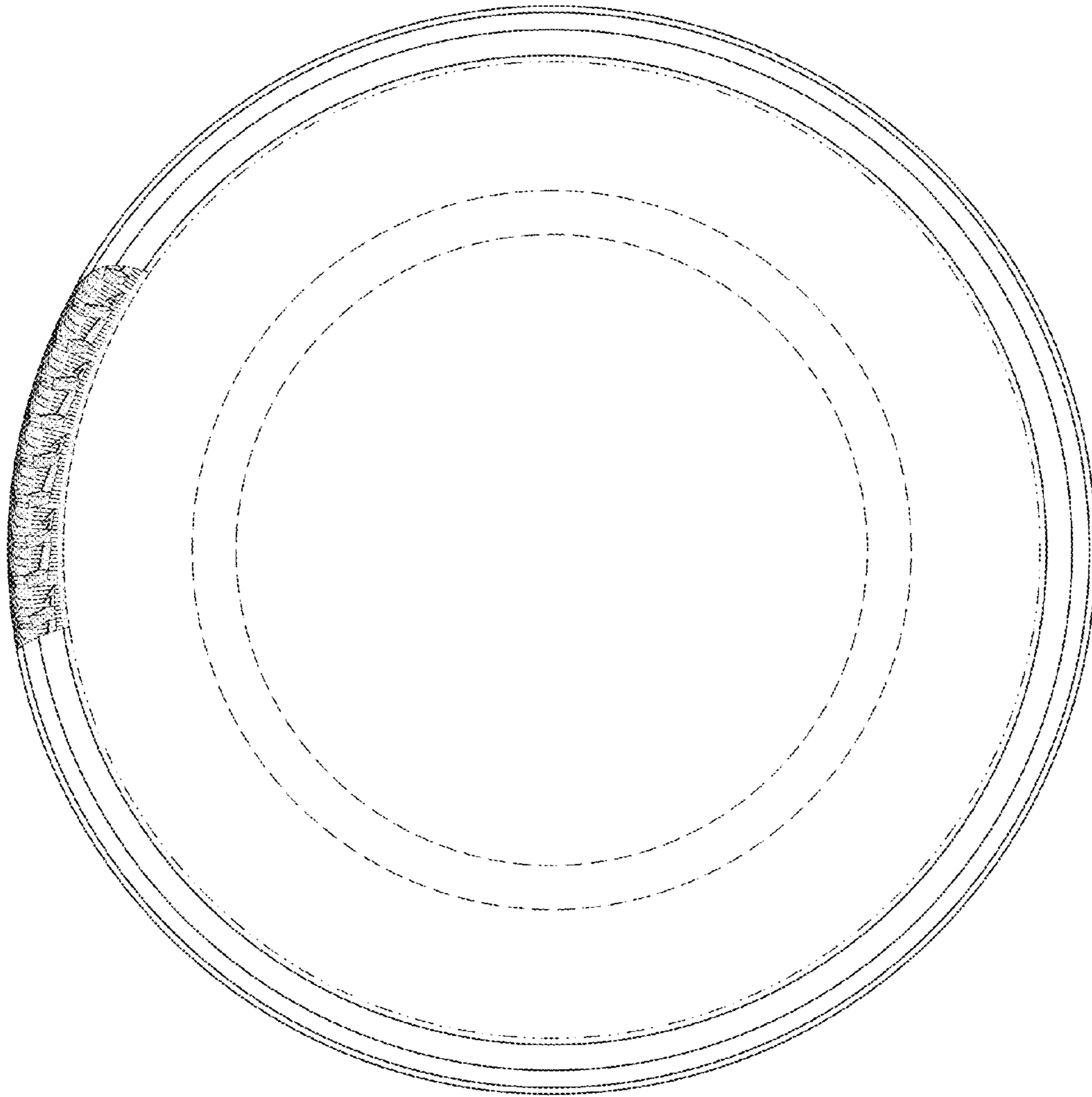


FIG. 3

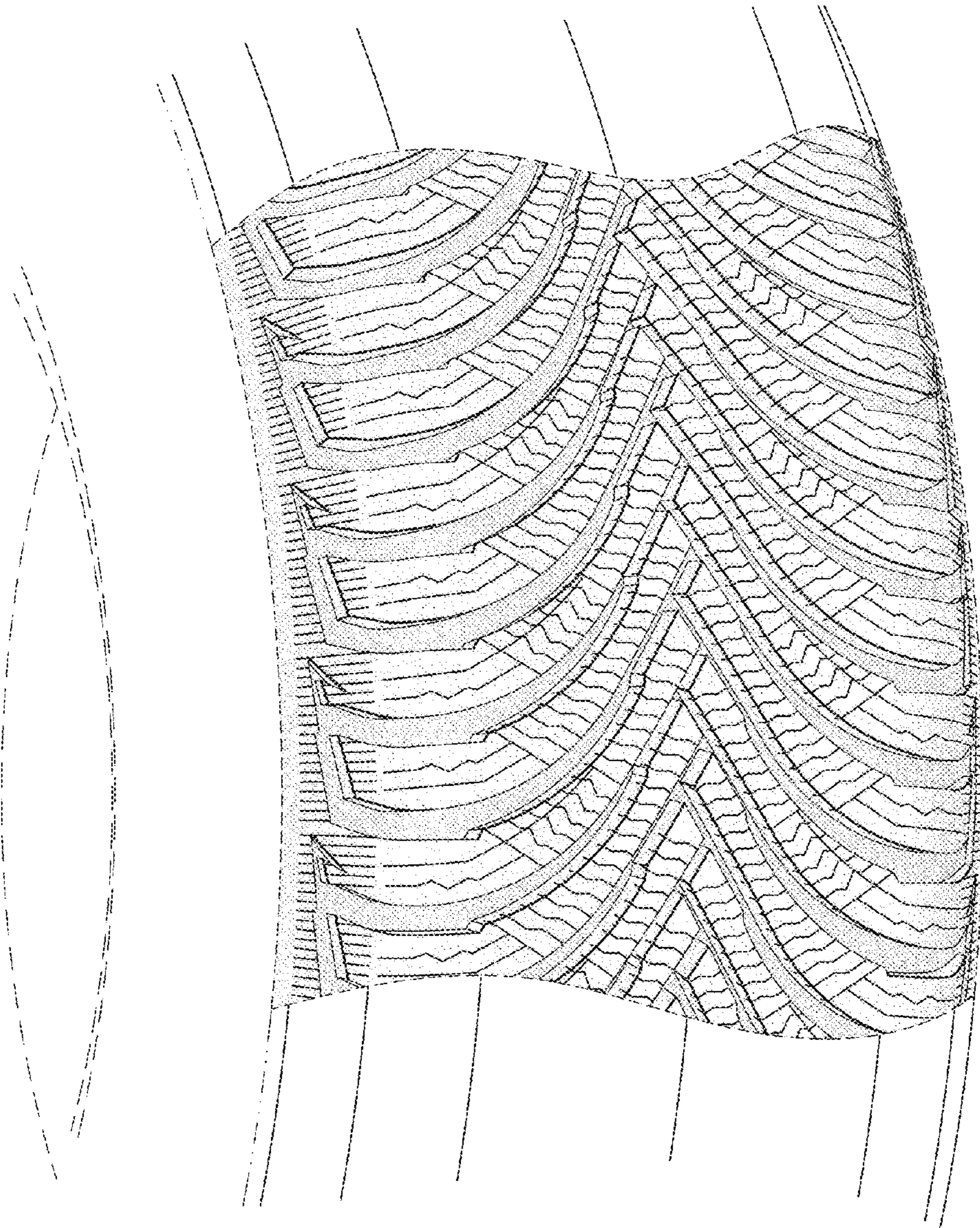


FIG. 4