

US00D722251S

(12) **United States Design Patent**
Morga et al.

(10) **Patent No.:** **US D722,251 S**
(45) **Date of Patent:** **** Feb. 10, 2015**

(54) **COMBINATION PLATE AND UTENSILS**

(71) Applicants: **Chris Morga**, Phoenix, AZ (US); **Louis Dorman**, Phoenix, AZ (US)

(72) Inventors: **Chris Morga**, Phoenix, AZ (US); **Louis Dorman**, Phoenix, AZ (US)

(**) Term: **14 Years**

(21) Appl. No.: **29/454,845**

(22) Filed: **May 14, 2013**

(51) **LOC (10) Cl.** **07-01**

(52) **U.S. Cl.**

USPC **D7/505**; D7/500

(58) **Field of Classification Search**

CPC A45C 11/20; A47G 19/02; A47G 19/06;
A47G 19/04

USPC D7/500, 505, 506, 507, 512, 550.1, 551,
D7/553, 554, 540, 555, 557, 587, 571, 584,
D7/586, 513, 541, 549, 545, 642, 643, 644,
D7/645, 653, 664, 329, 354, 360; D9/715,
D9/717, 347, 432, 337, 338, 425, 718, 749,
D9/757, 758, 756, 760, 761, 762, 428, 430,
D9/431, 456, 499; 220/574, 574.1;
206/541, 551; 229/401

See application file for complete search history.

D217,632 S	5/1970	Bouchet	
3,565,245 A	2/1971	Asher	
3,704,779 A	12/1972	Nigg	
4,863,033 A	9/1989	Buj	
4,947,993 A *	8/1990	Bruml et al.	206/551
5,222,622 A	6/1993	Laske, Jr.	
D351,085 S	10/1994	Schmidt	
D359,883 S	7/1995	Suarez	
D373,050 S	8/1996	Brewer et al.	
D374,592 S	10/1996	Howell	
D391,039 S	2/1998	Mongeon	
5,938,066 A	8/1999	DeMars	
6,010,025 A	1/2000	Bertani et al.	
D429,147 S	8/2000	Baker et al.	
D454,489 S *	3/2002	Enciso et al.	D9/761
6,412,653 B1	7/2002	Waterhouse	
6,840,395 B2	1/2005	Agarwal et al.	
D533,075 S	12/2006	Snedden et al.	
D576,449 S *	9/2008	Boudewijns	D7/553.5
7,503,464 B2	3/2009	McCain	
D598,711 S	8/2009	Franco	
7,588,163 B1	9/2009	Wilson	
D623,902 S *	9/2010	Henderson et al.	D7/553.2
D657,625 S *	4/2012	Morga et al.	D7/505

(Continued)

Primary Examiner — Marianne Pandozzi

Assistant Examiner — Jae Liang

(74) Attorney, Agent, or Firm — QuickPatents; Kevin Prince

(57) **CLAIM**

We claim the ornamental design for a combination plate and utensils, as shown and described.

DESCRIPTION

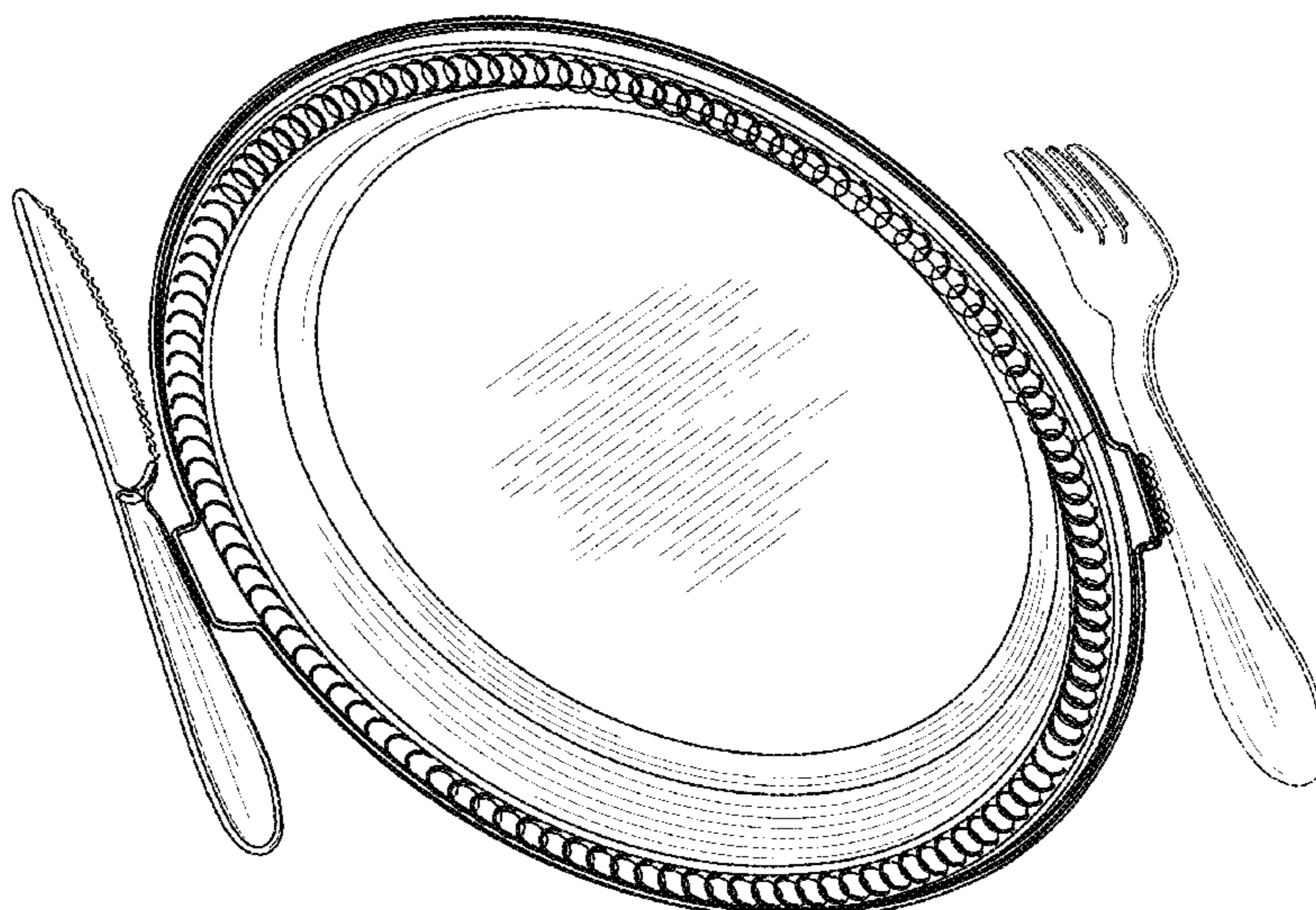
FIG. 1 is a perspective view of a combination plate and utensils, showing our new design;
FIG. 2 is a rear elevational view thereof;
FIG. 3 is a front elevational view thereof;
FIG. 4 is a left-side elevational view thereof;
FIG. 5 is a right-side elevational view thereof;
FIG. 6 is a top plan view thereof; and,
FIG. 7 is a bottom plan view thereof.

1 Claim, 3 Drawing Sheets

(56) **References Cited**

U.S. PATENT DOCUMENTS

269,054 A	12/1882	Hemsteger	
1,138,288 A	5/1915	Harper	
1,457,998 A	6/1923	Norwood	
1,575,597 A	3/1926	Andreas	
1,607,863 A	11/1926	Betts	
1,607,864 A	11/1926	Butler	
1,607,865 A	11/1926	Butler	
2,149,698 A	3/1939	Humphrey	
2,745,586 A *	5/1956	Thoma	229/401
2,771,755 A	11/1956	Di Constanzo	
2,900,151 A	8/1959	Sims	



(56)

References Cited

U.S. PATENT DOCUMENTS

D657,626 S * 4/2012 Morga et al. D7/505
D657,627 S * 4/2012 Morga et al. D7/505
D660,659 S * 5/2012 Cohen D7/629
D669,742 S * 10/2012 Cohen D7/629
8,317,138 B1 * 11/2012 Johnson, Jr. 248/37.6

D674,669 S * 1/2013 Gerli D7/645
2006/0218795 A1 10/2006 Santa Cruz et al.
2008/0110901 A1 5/2008 Unda et al.
2009/0194543 A1 8/2009 Farmer
2009/0200315 A1 8/2009 Blondeel
2011/0114107 A1 5/2011 Muhl et al.
2012/0248124 A1* 10/2012 Mitri et al. 220/574.1

* cited by examiner

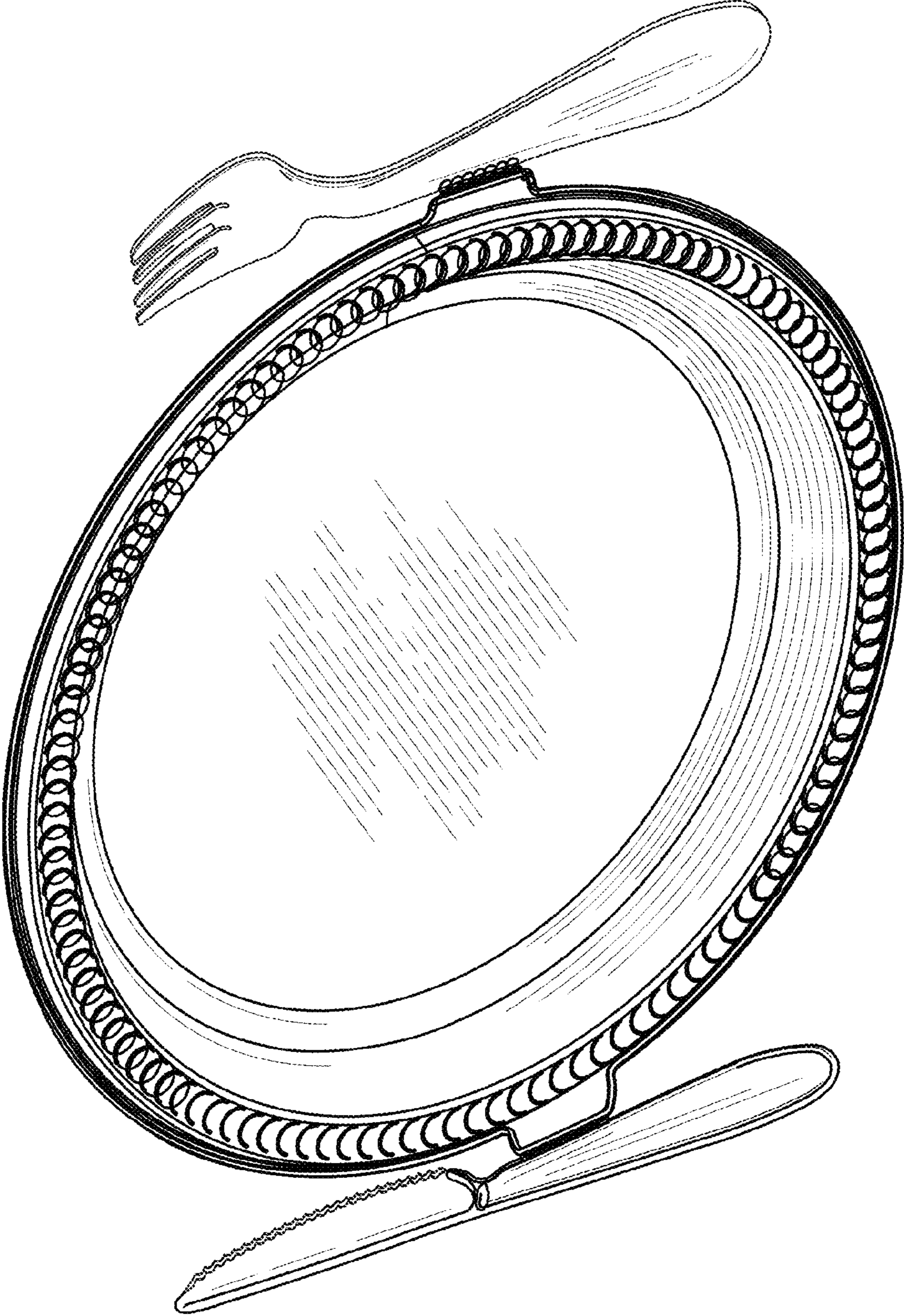


FIG. 1




FIG. 2




FIG. 3




FIG. 4




FIG. 5




FIG. 6




FIG. 7