

US00D722242S

(12) **United States Design Patent**
Feldman et al.

(10) **Patent No.:** **US D722,242 S**
(45) **Date of Patent:** **** Feb. 10, 2015**

(54) **DISPLAY UNIT**

D413,211 S * 8/1999 Baluk et al. D6/470
D421,349 S * 3/2000 Pierson D6/436
D594,482 S * 6/2009 Roekens et al. D15/81

(75) Inventors: **Linda Feldman**, Solon, OH (US);
Kathleen Becka, Forest City, NC (US)

FOREIGN PATENT DOCUMENTS

(73) Assignee: **PPG Architectural Finishes, Inc.**,
Pittsburgh, PA (US)

EM 001619982-0001 10/2009
EM 001619982-0002 10/2009

(**) Term: **14 Years**

OTHER PUBLICATIONS

(21) Appl. No.: **29/361,388**

Copending Design U.S. Appl. No. 29/335,032, filed Apr. 7, 2009.

(22) Filed: **May 11, 2010**

* cited by examiner

(51) **LOC (10) Cl.** **06-04**

Primary Examiner — Susan E Krakower

(52) **U.S. Cl.**

Assistant Examiner — Sydney R. Buffalow

USPC **D6/672**

(58) **Field of Classification Search**

(57) **CLAIM**

USPC D6/449, 397, 396, 481, 470, 471, 472,
D6/479, 436; D15/79, 81; 62/246, 251,
62/458, 441; 312/116, 128, 231, 401,
312/278.3

The ornamental design for a display unit, substantially as shown and described.

See application file for complete search history.

DESCRIPTION

(56) **References Cited**

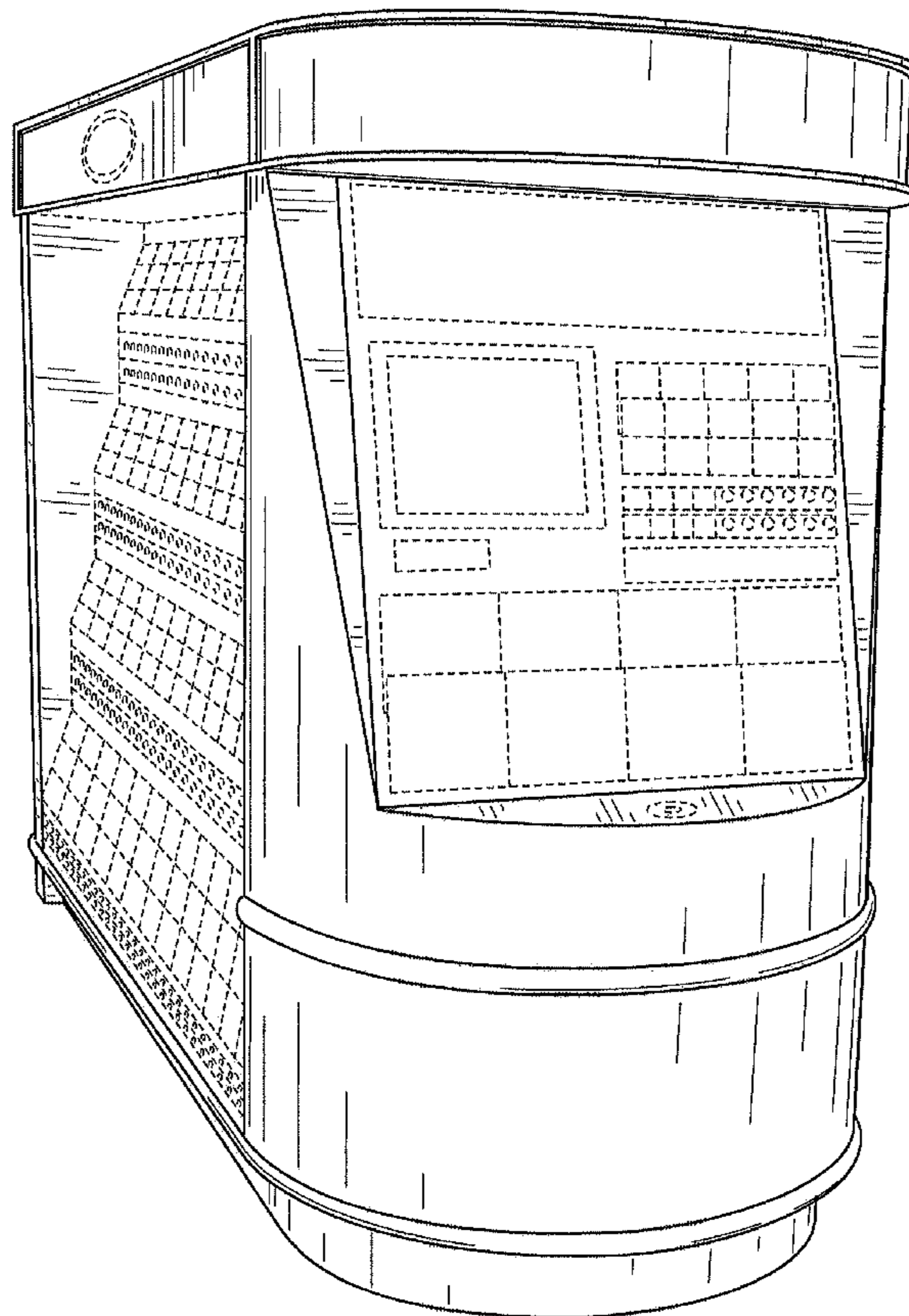
FIG. 1 is a front perspective view of the display unit;
FIG. 2 is a side view of the display unit; and,
FIG. 3 is a front view of the display unit.

U.S. PATENT DOCUMENTS

The broken lines illustrate portions of the display unit which forms no part of the claimed design.

D139,533 S * 11/1944 Walker D15/81
D335,780 S * 5/1993 Gordon D6/397
D398,791 S * 9/1998 Brancheau et al. D6/470

1 Claim, 3 Drawing Sheets



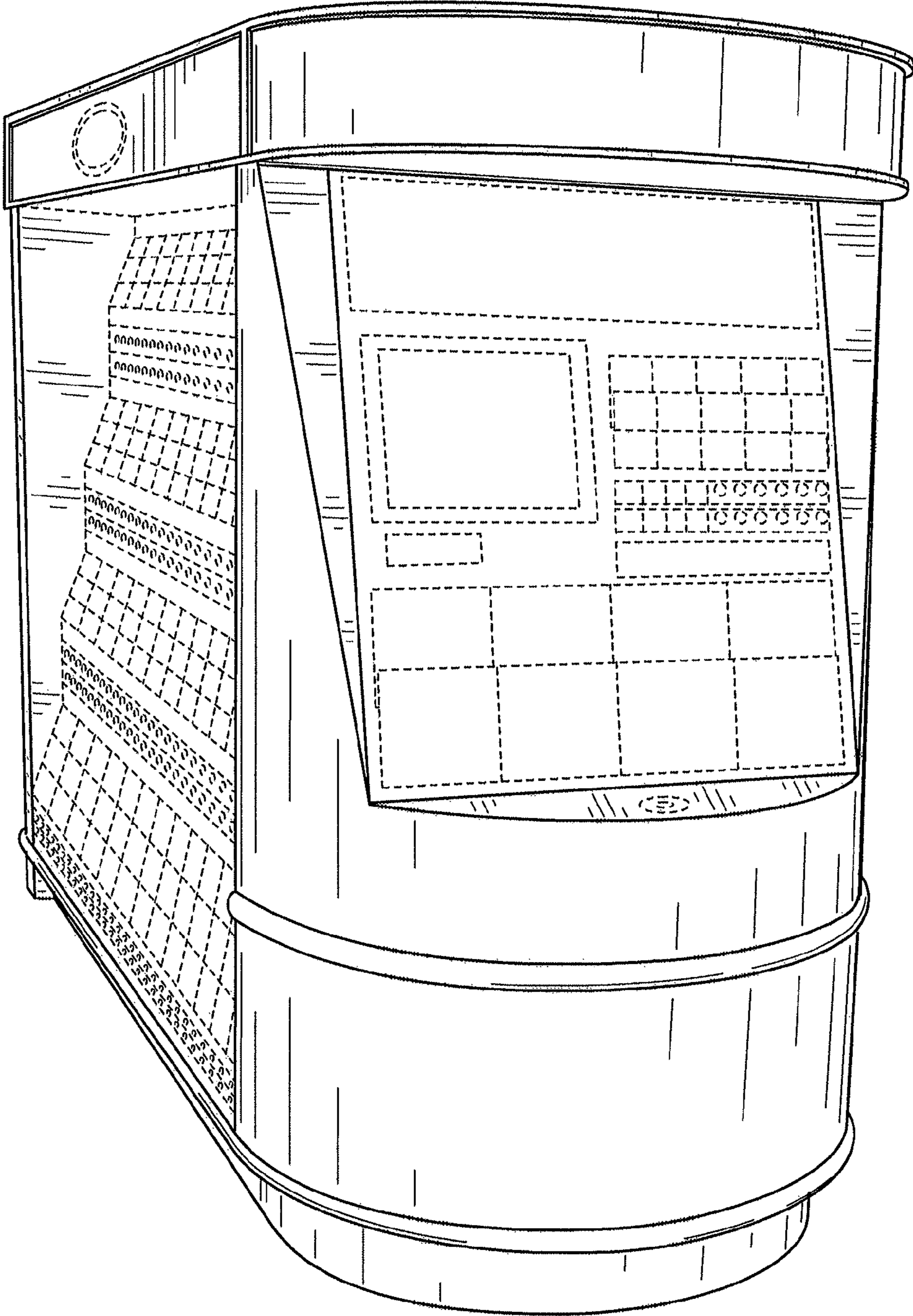


FIG. 1

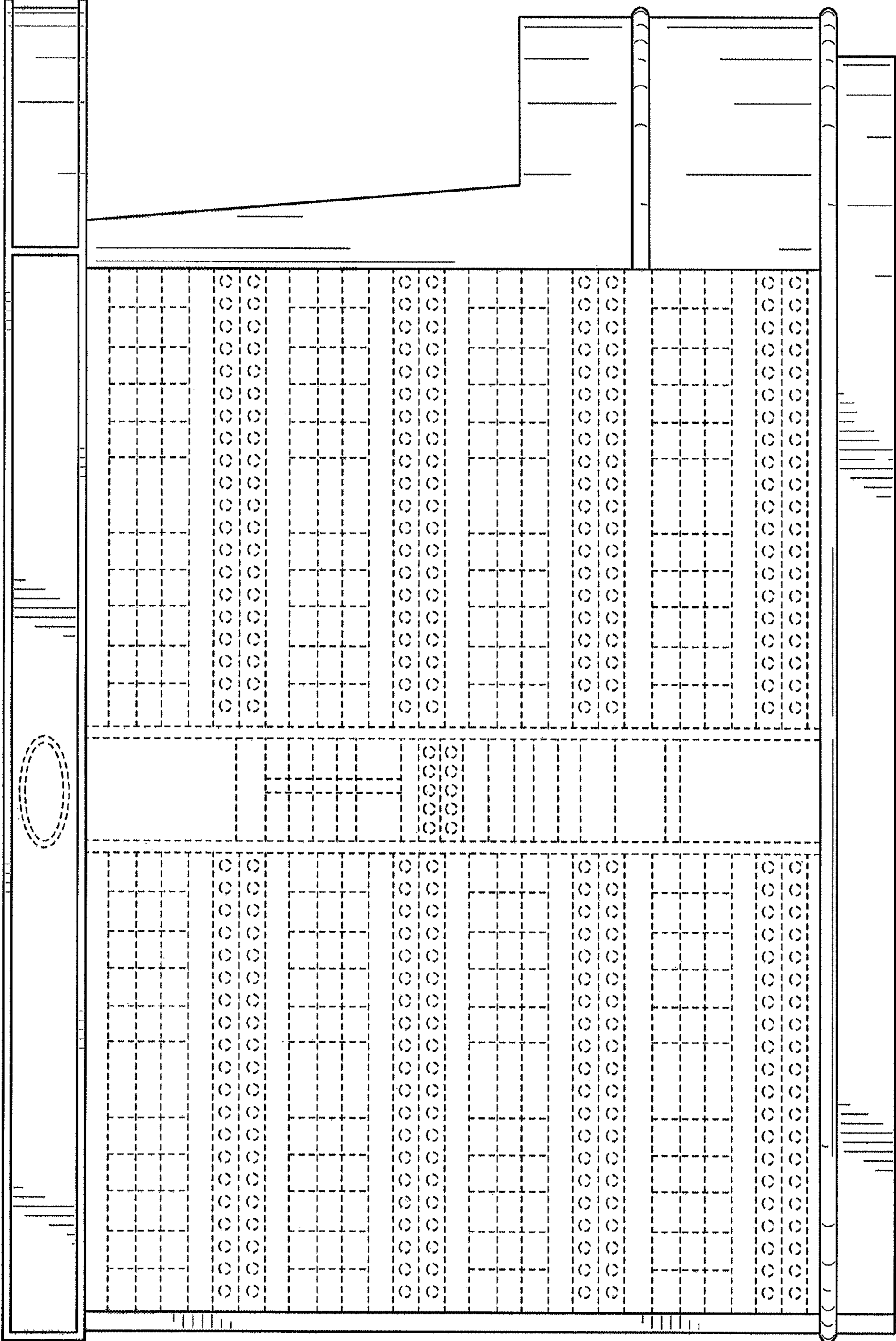


FIG. 2

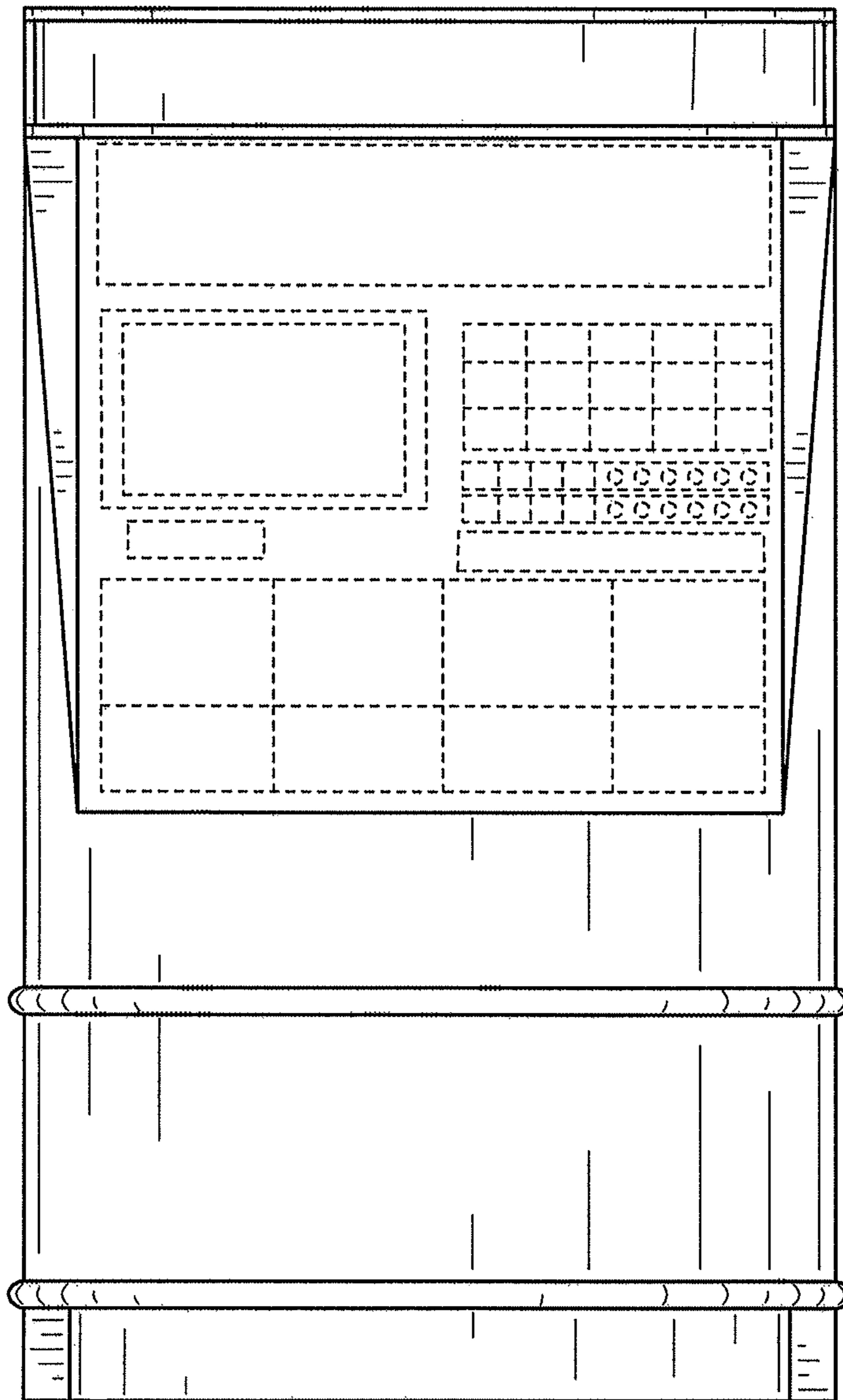


FIG. 3