



US00D722241S

(12) **United States Design Patent**
Chen

(10) **Patent No.:** **US D722,241 S**

(45) **Date of Patent:** **** Feb. 10, 2015**

(54) **BATHROOM VANITY CABINET**

(71) Applicant: **Yanxin Chen**, Shanghai (CN)

(72) Inventor: **Yanxin Chen**, Shanghai (CN)

(**) Term: **14 Years**

(21) Appl. No.: **29/458,780**

(22) Filed: **Jun. 21, 2013**

(51) **LOC (10) Cl.** **06-04**

(52) **U.S. Cl.**
USPC **D6/671.1**

(58) **Field of Classification Search**

CPC A47F 3/005; A47B 17/04; A47B 67/005;
A47B 67/00; A47B 47/03; A47B 88/00143;
A47B 220/032; A47K 1/02
USPC D6/663, 664, 664.1, 671, 671.1;
312/138.1, 204, 224, 227, 257.1,
312/330.1; 4/630; D23/286

See application file for complete search history.

(56) **References Cited**

U.S. PATENT DOCUMENTS

D382,139 S * 8/1997 Palka D6/671.1
D385,724 S * 11/1997 Palka D6/671

D465,943 S * 11/2002 Prater et al. D6/671.1
D574,630 S * 8/2008 Clucas et al. D6/671.1
D577,512 S * 9/2008 Clucas et al. D6/671.1
D584,534 S * 1/2009 Clucas et al. D6/671.1
D585,214 S * 1/2009 Clucas et al. D6/671.1

* cited by examiner

Primary Examiner — Mimoso De

(74) *Attorney, Agent, or Firm* — Robert J. Lauson, Esq.;
Lauson & Tarver LLP

(57) **CLAIM**

I claim the ornamental design for a bathroom vanity cabinet,
as shown and described.

DESCRIPTION

FIG. 1 is a front perspective view.

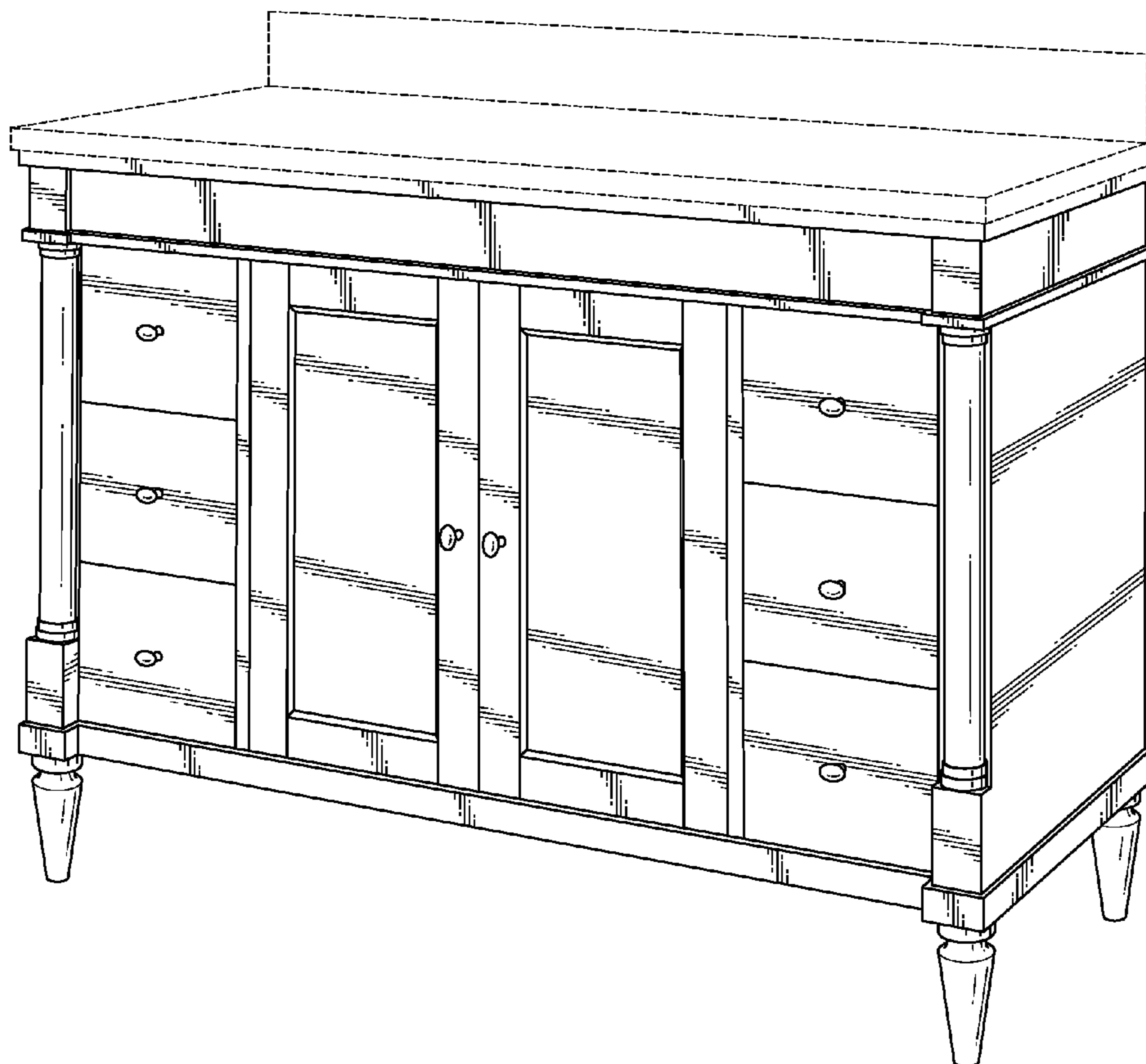
FIG. 2 is a front view.

FIG. 3 is a right side view, and the left side view being a mirror
image thereof; and,

FIG. 4 is a top view.

The broken lines are for illustrative purposes only and form
no part of the claimed design.

1 Claim, 3 Drawing Sheets



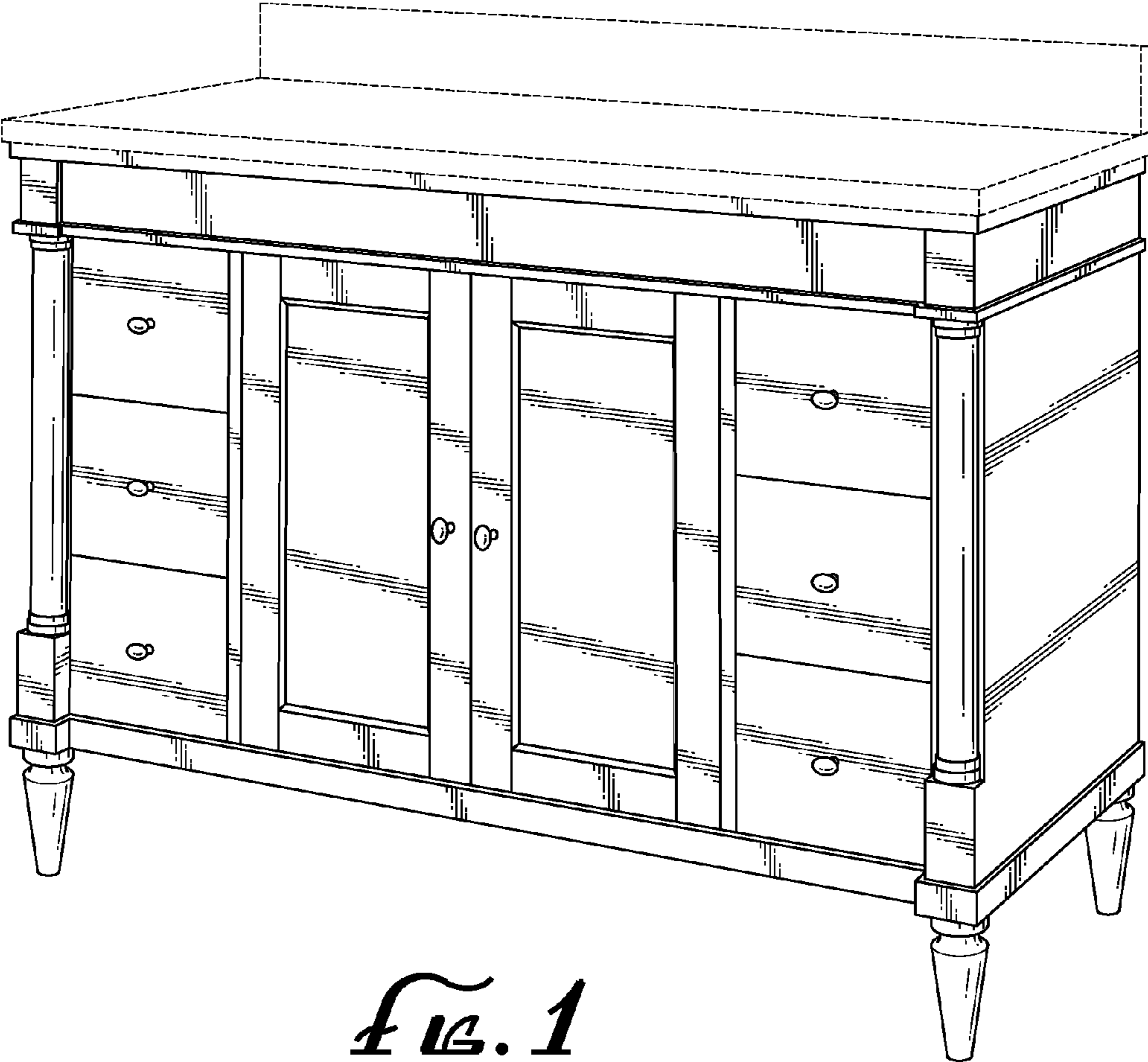


FIG. 1

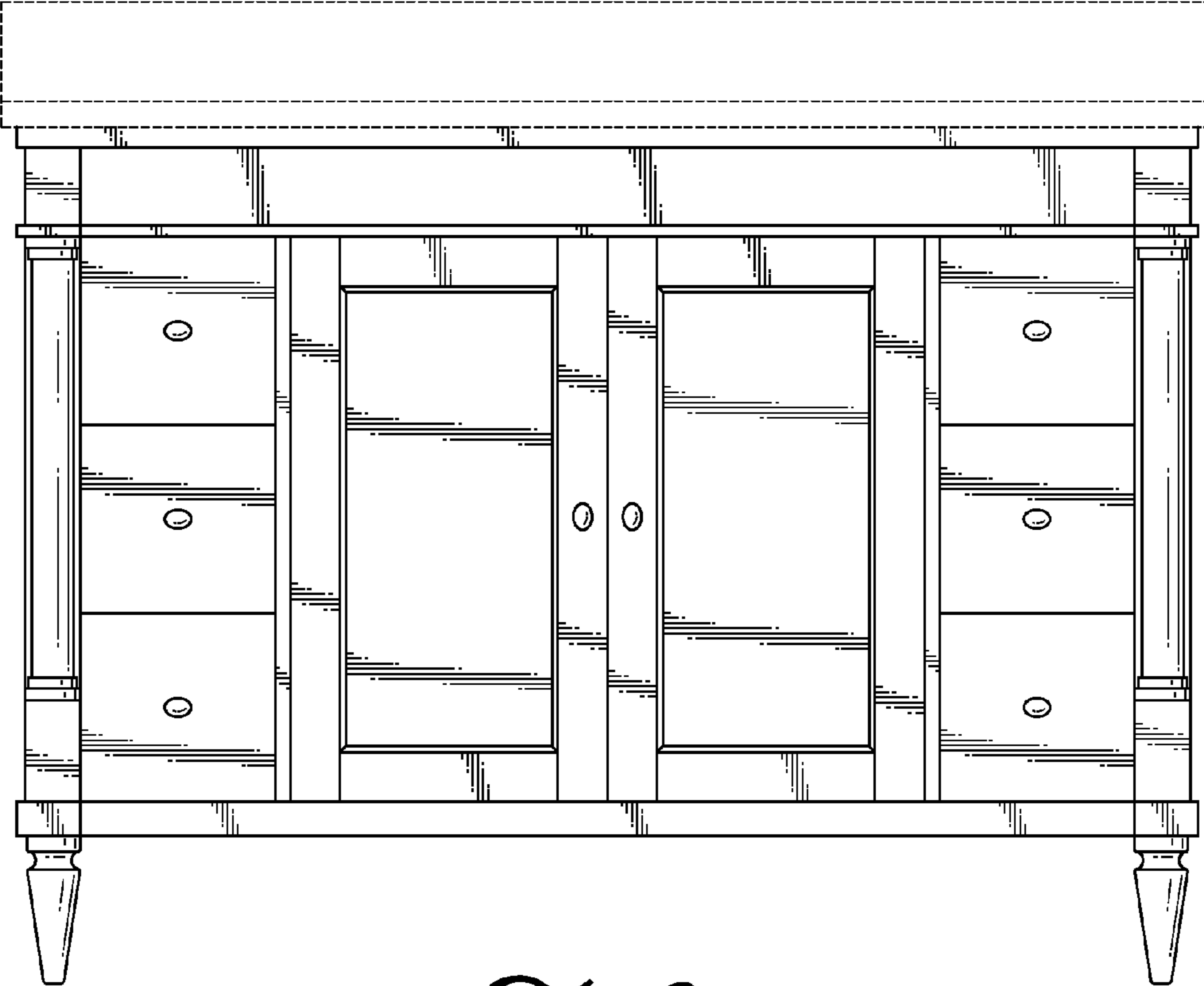


FIG. 2

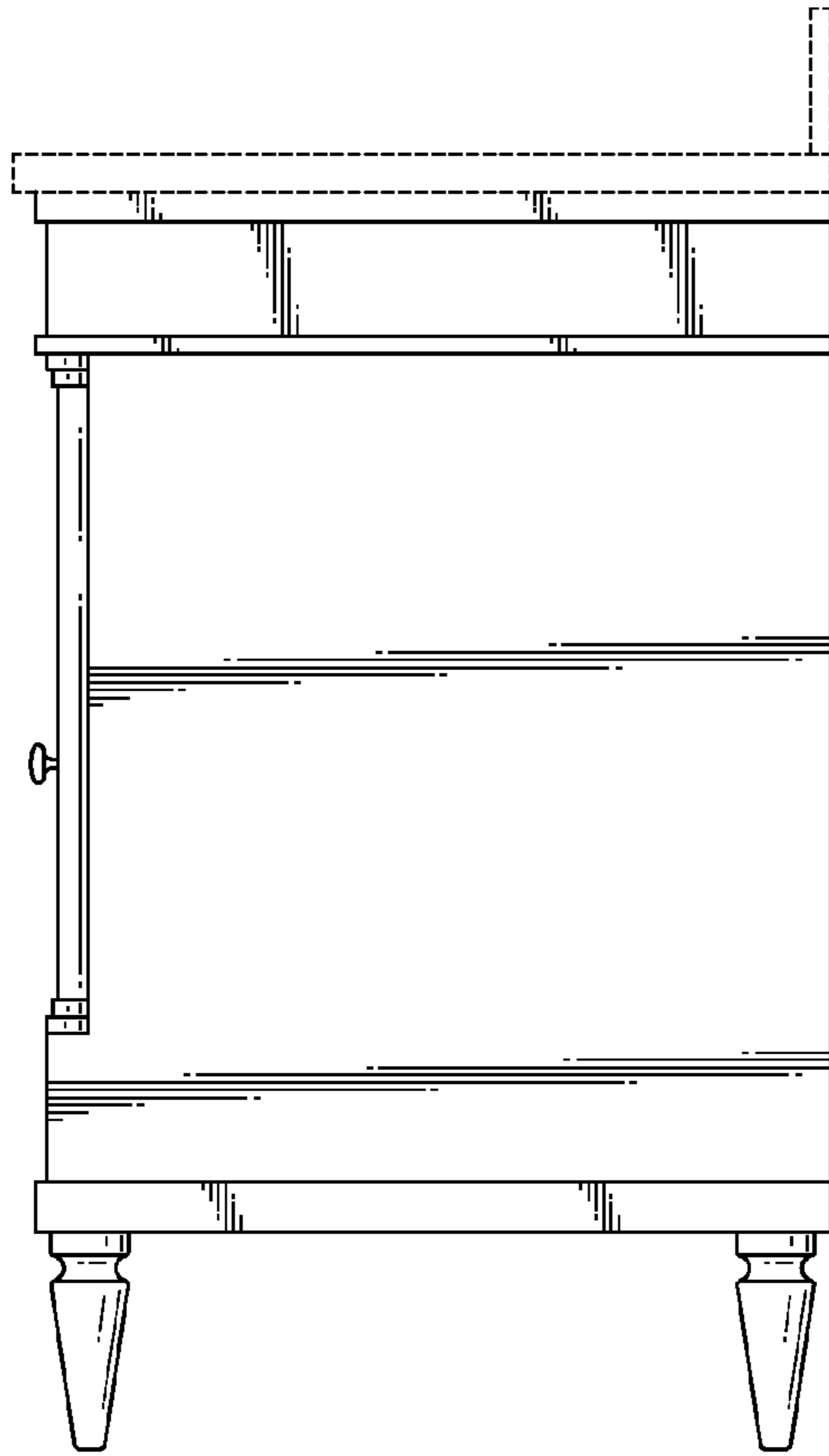


FIG. 3



FIG. 4