

US00D722239S

(12) **United States Design Patent**
Russell

(10) **Patent No.:** **US D722,239 S**
(45) **Date of Patent:** **** Feb. 10, 2015**

(54) **PILLOW COVER WITH SIDE GUSSETS**

(71) Applicant: **William Earl Russell**, Tunnel Hill, GA
(US)

(72) Inventor: **William Earl Russell**, Tunnel Hill, GA
(US)

(**) Term: **14 Years**

(21) Appl. No.: **29/457,563**

(22) Filed: **Jun. 11, 2013**

(51) **LOC (10) Cl.** **06-09**

(52) **U.S. Cl.**
USPC **D6/601**

(58) **Field of Classification Search**

CPC A47G 9/10; A47G 9/1009; A47G
2009/1018; A47G 9/1027; A47G 9/1036;
A47G 9/1045; A47G 9/1063; A47G 9/1072;
A47G 9/1081; A47G 9/109
USPC D06/595-601, 604, 605; D21/803, 809;
D24/183, 190-193; 5/420, 482,
5/489-492, 630-651, 652, 655.3, 655.9,
5/656, 706, 710, 690-692, 900, 902, 910,
5/922, 928-930, 932, 935, 948, 953;
128/202.18; 441/40, 66, 80-81, 127;
D7/553.2, 553.5

See application file for complete search history.

(56) **References Cited**

U.S. PATENT DOCUMENTS

1,677,743 A * 7/1928 Berton 5/653
2,956,291 A * 10/1960 Hauptman 5/636
5,535,468 A * 7/1996 Mallernee 5/638
D377,879 S * 2/1997 Walden D6/596

D385,739 S * 11/1997 Palmer D6/595
D448,960 S * 10/2001 Leverette D6/596
D482,923 S * 12/2003 Gaines D6/601
7,089,617 B1 * 8/2006 Lauro 5/636
D628,423 S * 12/2010 Kratzer D6/601
D640,493 S * 6/2011 Nishijima et al. D6/601
D677,961 S * 3/2013 McKee D6/595
8,726,435 B2 * 5/2014 Briody 5/632
2004/0154101 A1 * 8/2004 DiGirolamo 5/490

* cited by examiner

Primary Examiner — Mary Ann Calabrese

Assistant Examiner — Nathaniel D Buckner

(74) *Attorney, Agent, or Firm* — Miller & Martin PLLC

(57) **CLAIM**

The ornamental design for the pillow cover with side gussets, as shown and described.

DESCRIPTION

FIG. 1 is a top plan view of the pillow cover with side gussets, the bottom plan view being a mirror image thereof;

FIG. 2 is a right side view of the pillow cover with side gussets shown in FIG. 1, the left side view being a mirror image thereof;

FIG. 3 is a front elevation view of the pillow cover with side gussets shown in FIG. 1;

FIG. 4 is a rear elevation view of the pillow cover with side gussets shown in in FIG. 1; and,

FIG. 5 is a top perspective plan view of the pillow cover with side gussets shown in FIG. 1.

The broken lines showing a design in the side gusset portion of the pillow cover in FIGS. 1 through 5 are for the purpose of illustrating a pattern on the fabric and form no part of the claimed design.

1 Claim, 2 Drawing Sheets

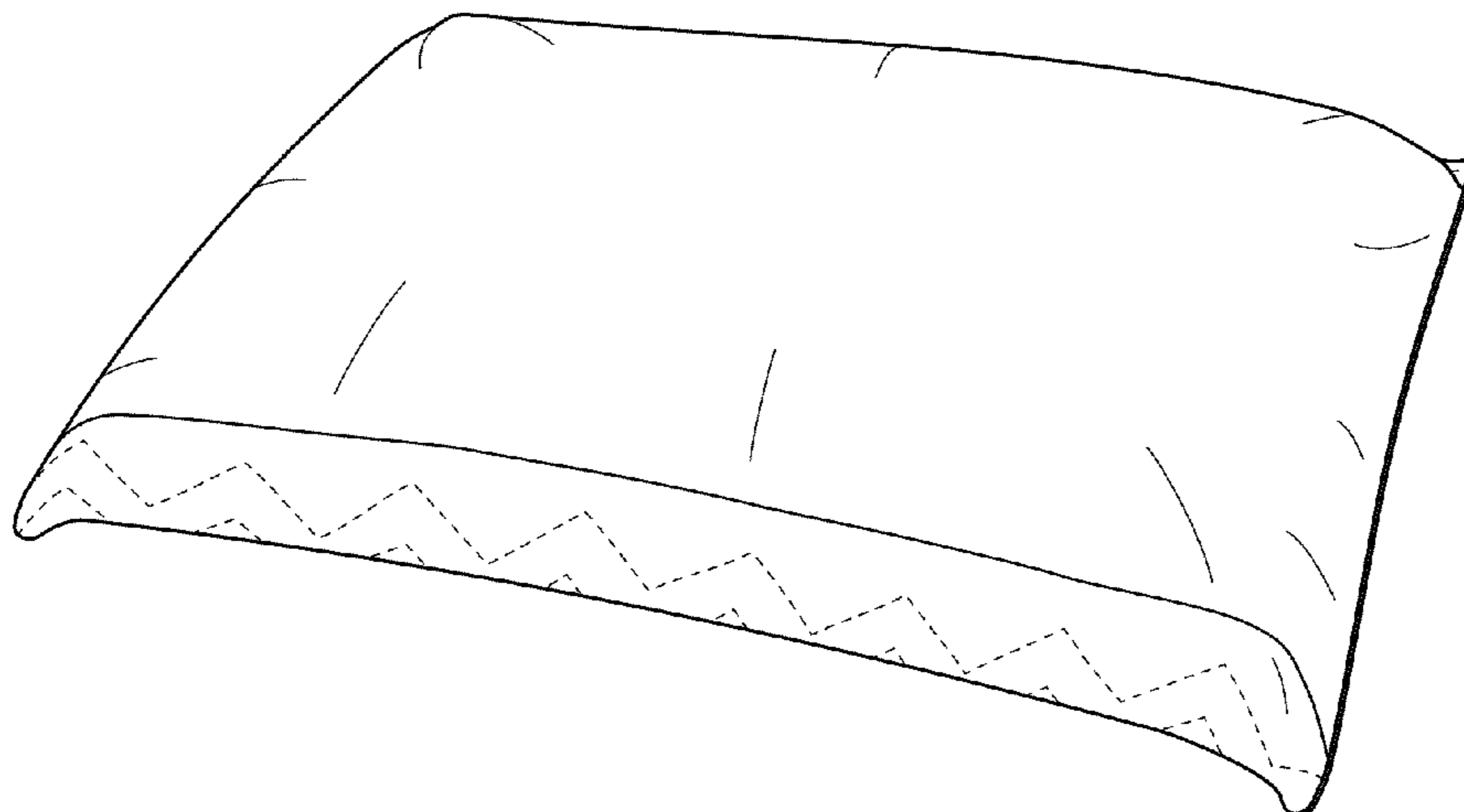


FIG. 1




FIG. 2

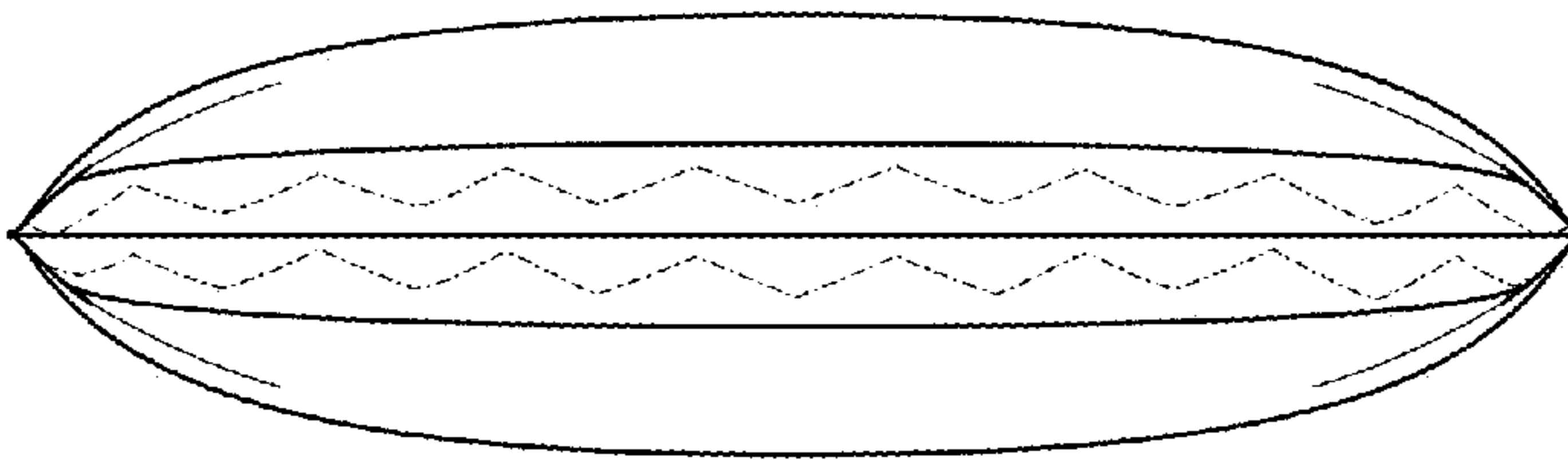


FIG. 3

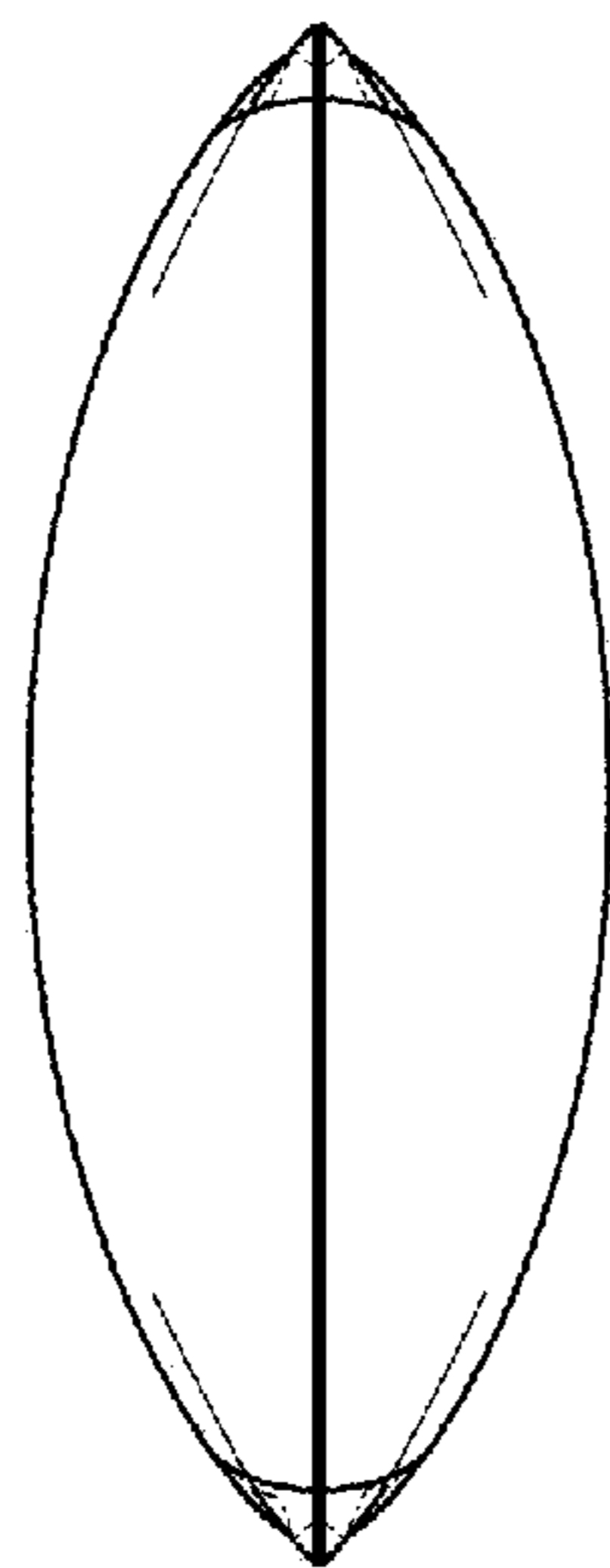
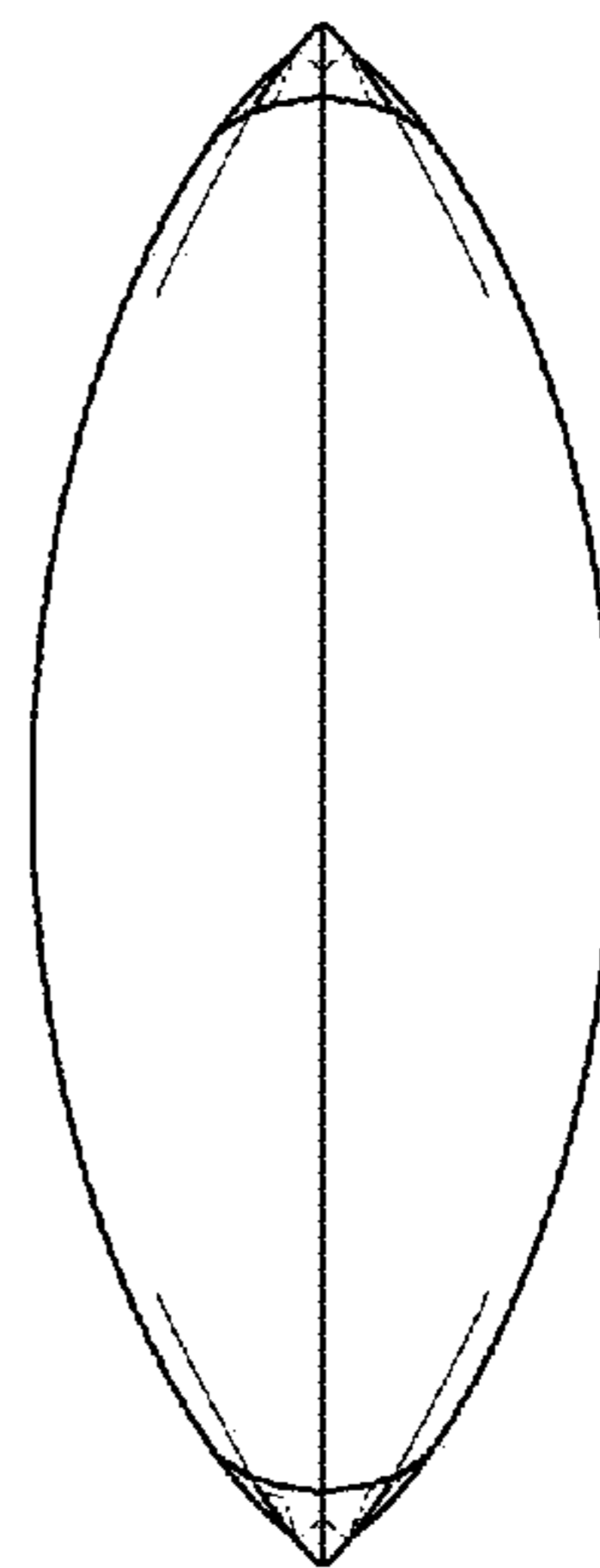


FIG. 4



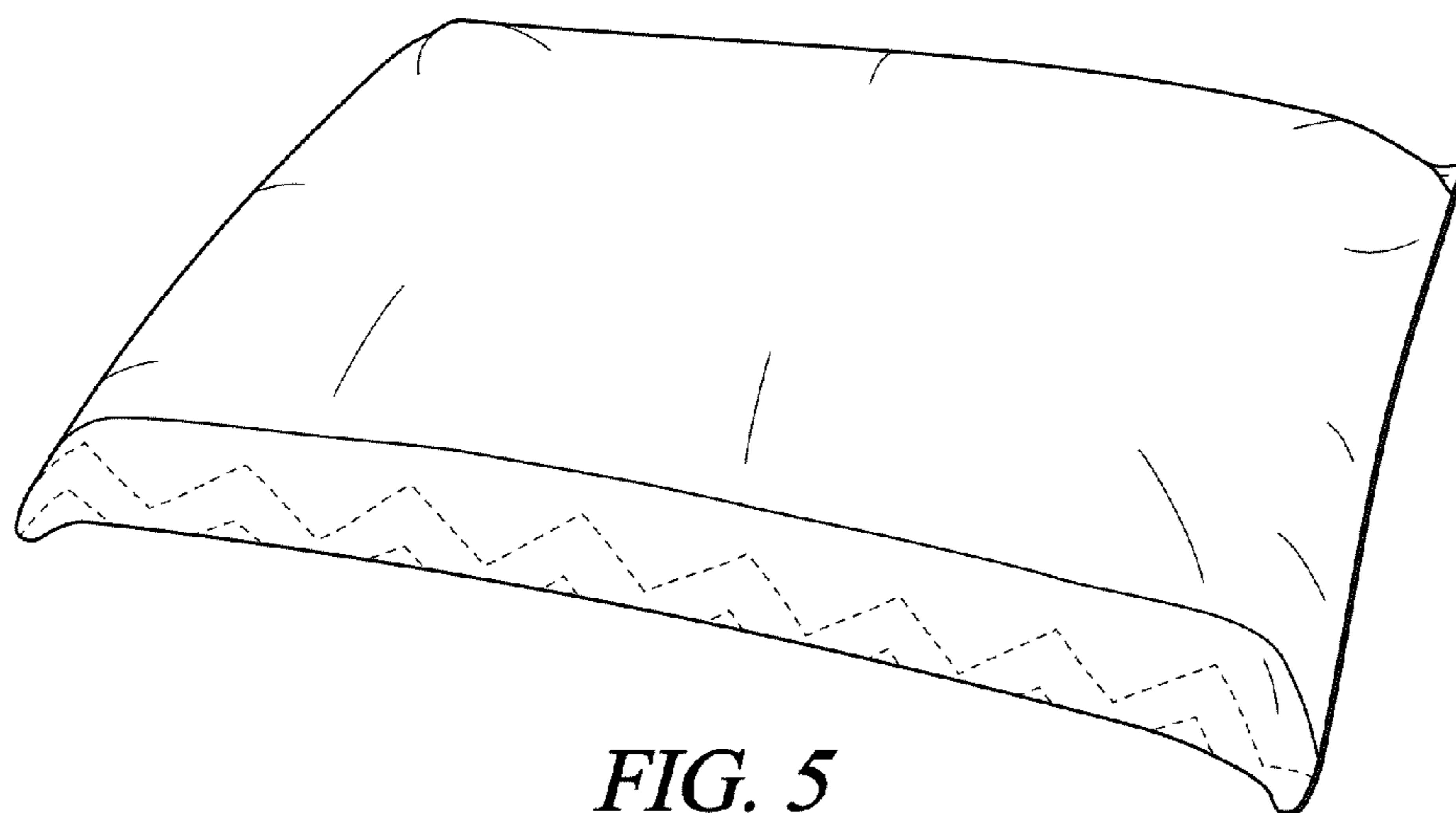


FIG. 5