



US00D722236S

(12) **United States Design Patent**
Jones

(10) **Patent No.:** **US D722,236 S**
(45) **Date of Patent:** **** Feb. 10, 2015**

(54) **GARMENT HANGER**

(71) Applicant: **Michael Edward Jones**, Denbighshire
(GB)

(72) Inventor: **Michael Edward Jones**, Denbighshire
(GB)

(73) Assignee: **Mainetti (UK) Limited** (GB)

(**) Term: **14 Years**

(21) Appl. No.: **29/471,874**

(22) Filed: **Nov. 6, 2013**

(30) **Foreign Application Priority Data**

May 13, 2013 (GB) 4029857

(51) **LOC (10) Cl.** **06-08**

(52) **U.S. Cl.**
USPC **D6/318**

(58) **Field of Classification Search**

CPC A47G 25/26; A47G 25/28; A47G 25/14;
A47G 25/442; A47G 25/743; A47G 25/4023;
A47F 5/0006

USPC D6/315-328; 223/85-98; 211/10, 13.1,
211/85.2, 86.01, 87.01, 113

See application file for complete search history.

(56) **References Cited**

U.S. PATENT DOCUMENTS

D196,623 S * 10/1963 Warmath D6/318
D297,485 S * 9/1988 Jaffe D6/328

D322,518 S * 12/1991 Owen D6/318
D404,578 S * 1/1999 Prince D6/315
D409,846 S * 5/1999 Blanchard D6/318
D628,822 S * 12/2010 Warren D6/326
2014/0246464 A1* 9/2014 Zhong 223/87

* cited by examiner

Primary Examiner — Derrick Holland

Assistant Examiner — Lauren Calve

(74) *Attorney, Agent, or Firm* — Jack Schwartz and
Associates, PLLC

(57) **CLAIM**

The ornamental design for a garment hanger, as shown and
described.

DESCRIPTION

FIG. 1 is a top view of a garment hanger of the present
invention;

FIG. 2 is a left side view thereof;

FIG. 3 is a front view thereof;

FIG. 4 is a right side view thereof;

FIG. 5 is a back view thereof;

FIG. 6 is a bottom view thereof; and,

FIG. 7 is a front perspective view thereof.

The broken lines shown represent unclaimed subject matter
and form no part of the claimed design.

1 Claim, 3 Drawing Sheets

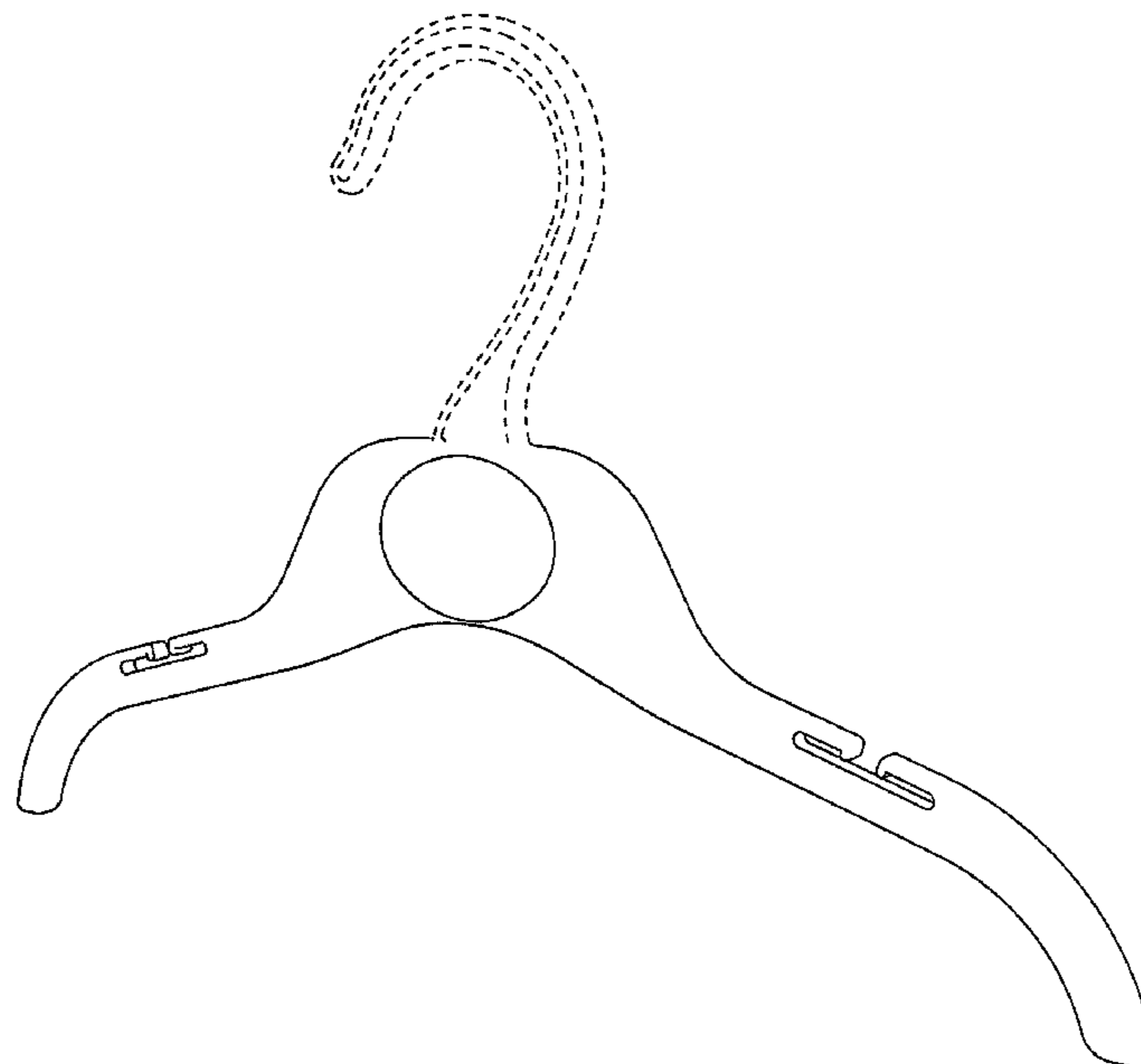


FIGURE 1




FIGURE 2

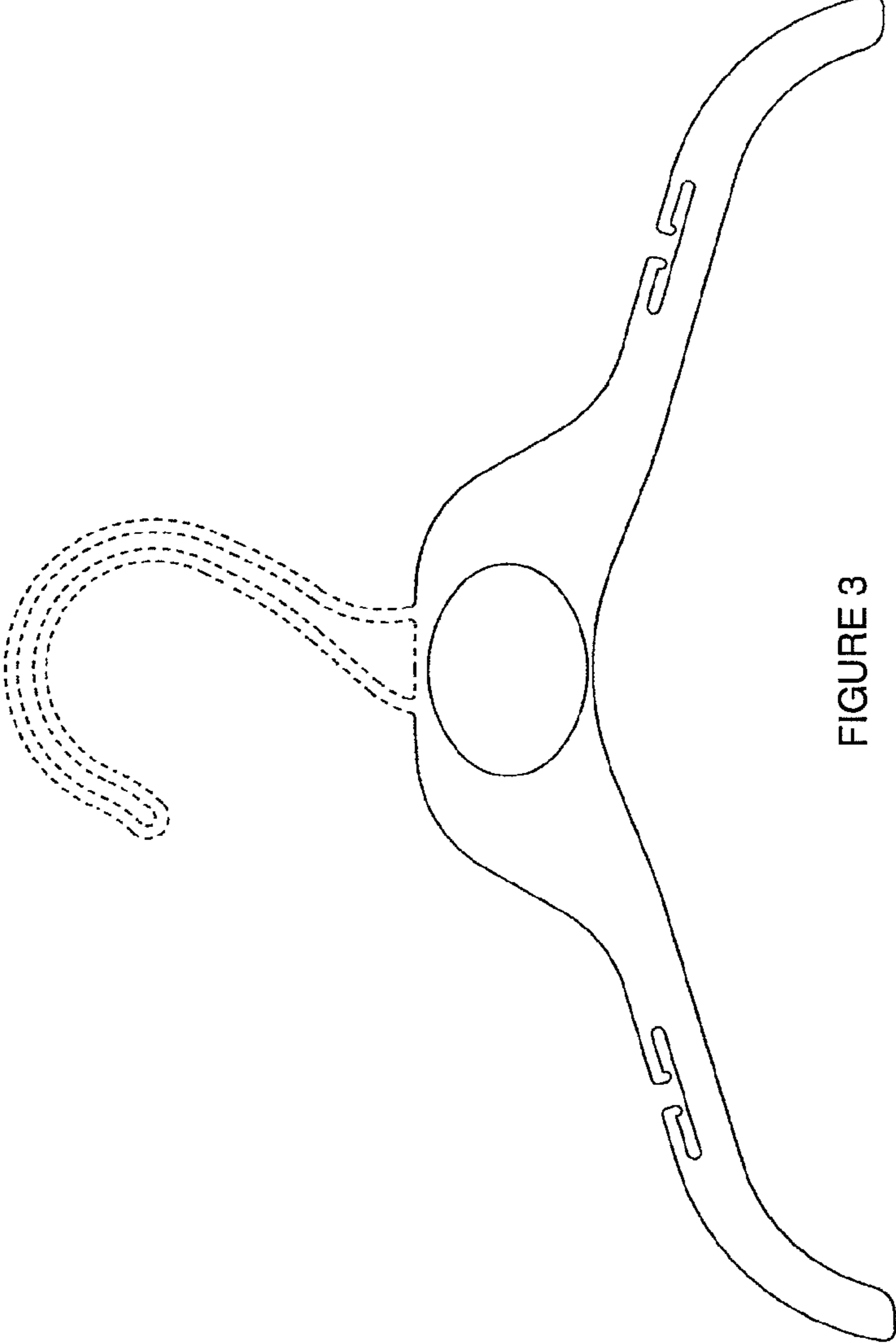


FIGURE 3

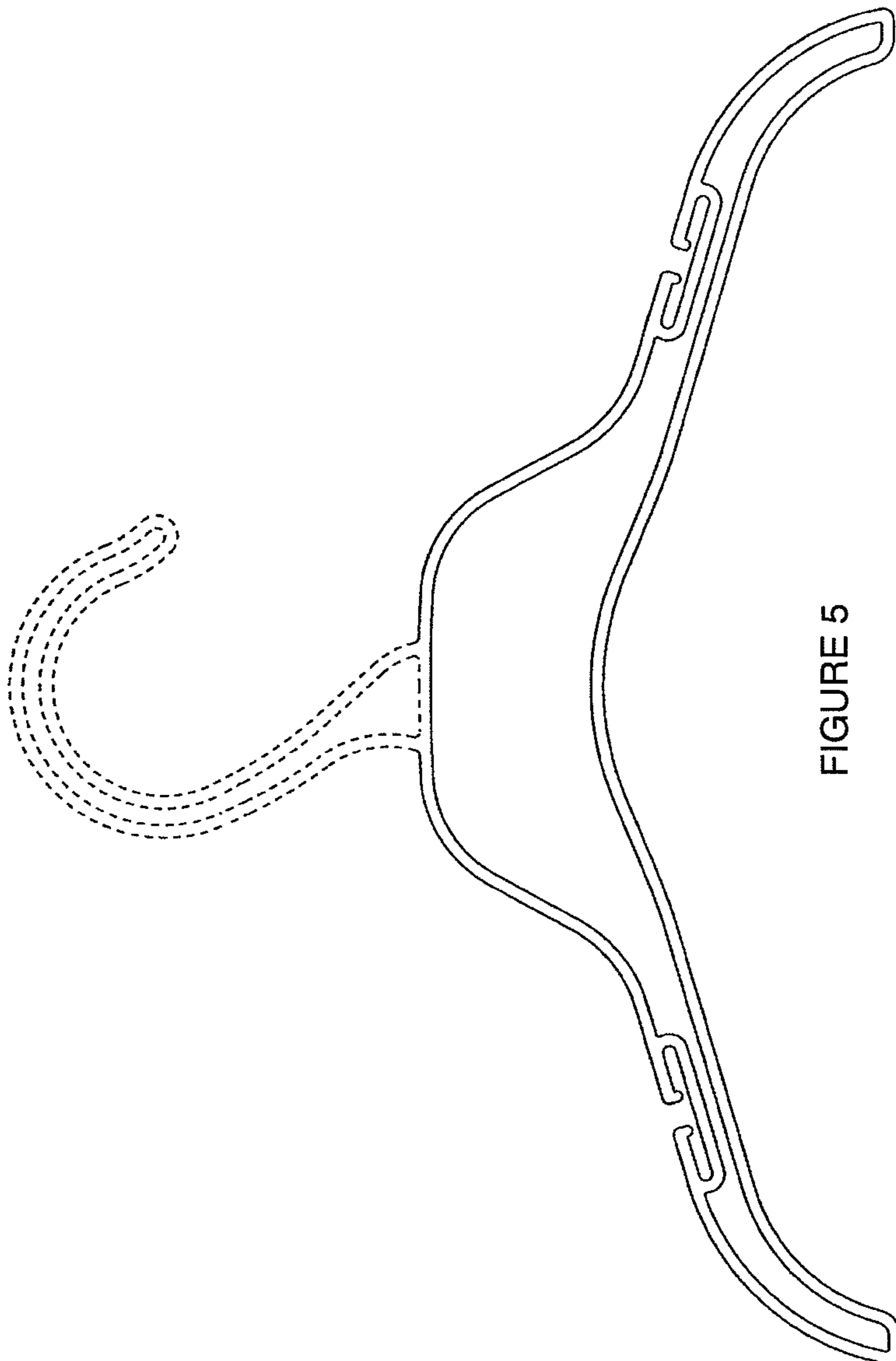


FIGURE 5

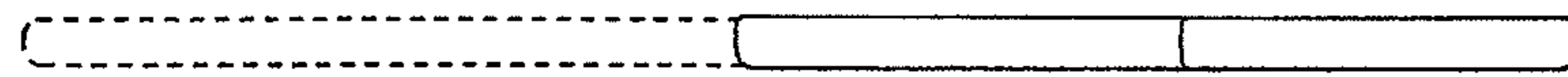


FIGURE 4




FIGURE 6

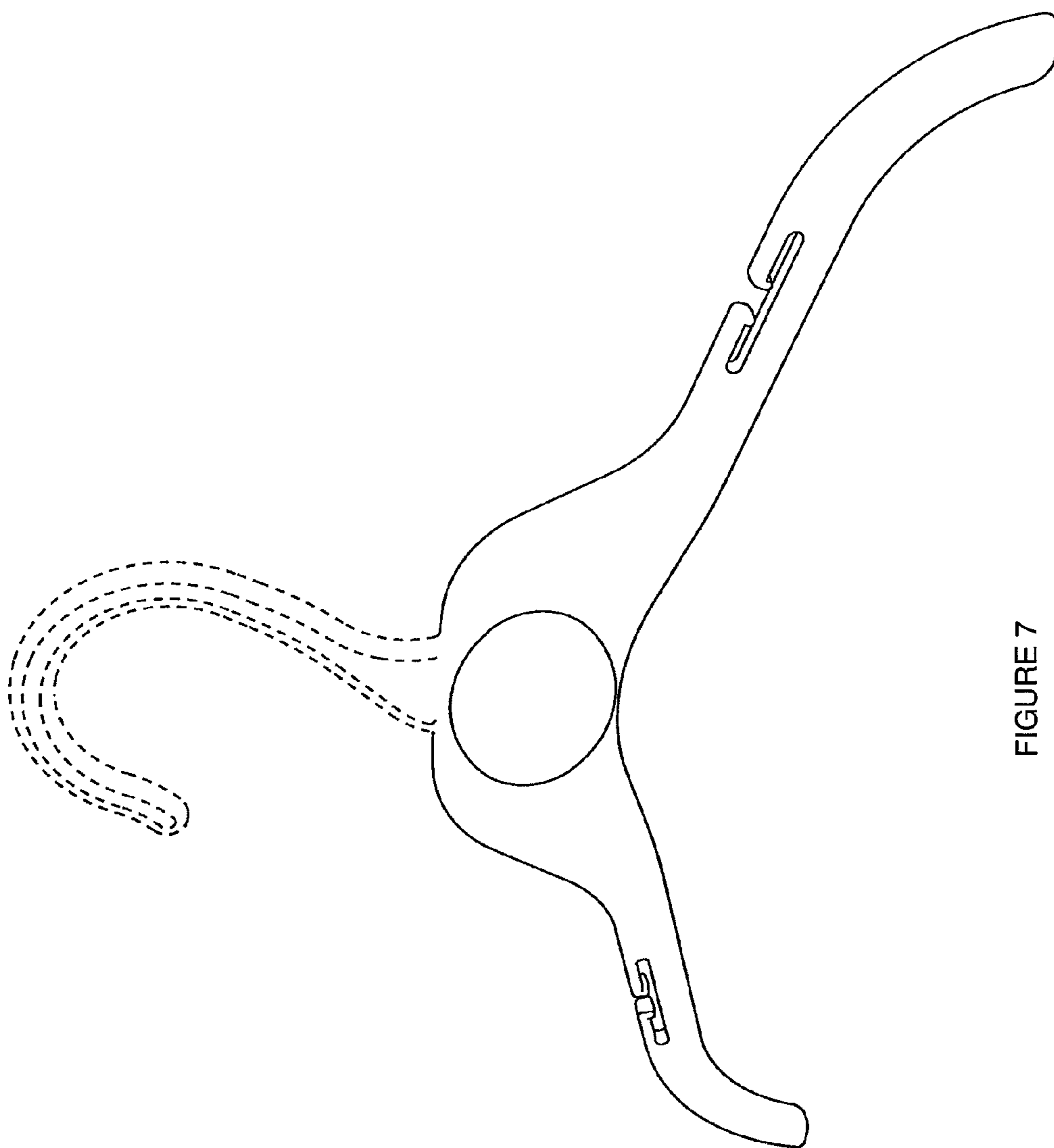


FIGURE 7