



US00D722229S

(12) **United States Design Patent**  
**Quintanilla**

(10) **Patent No.:** **US D722,229 S**

(45) **Date of Patent:** **\*\* Feb. 10, 2015**

(54) **VERSATILE CONCEALMENT POUCH**

(56) **References Cited**

(71) Applicant: **Mirthala Quintanilla**, Mission, TX  
(US)

U.S. PATENT DOCUMENTS

D604,949 S \* 12/2009 Smoorenburg et al. .... D3/232  
D619,357 S \* 7/2010 Sassi ..... D3/232

(72) Inventor: **Mirthala Quintanilla**, Mission, TX  
(US)

\* cited by examiner

(\*\*) Term: **14 Years**

*Primary Examiner* — Holly Baynham

(74) *Attorney, Agent, or Firm* — Roman Aguilera, III

(21) Appl. No.: **29/470,380**

(57) **CLAIM**

The ornamental design for a versatile concealment pouch, as shown and described.

(22) Filed: **Oct. 21, 2013**

**DESCRIPTION**

(51) **LOC (10) Cl.** ..... **03-01**

FIG. 1 is a front side perspective view of the versatile concealment pouch;

(52) **U.S. Cl.**  
USPC ..... **D3/232**

FIG. 2 is a front side view of the versatile concealment pouch;

(58) **Field of Classification Search**  
CPC ..... A45C 1/024; A45C 3/06  
USPC ..... D3/232-233, 240-243, 245-246;  
150/100, 103-110, 113-114, 117-119

FIG. 3 is a back side view of the versatile concealment pouch;

FIG. 4 is a left side view of the versatile concealment pouch;

FIG. 5 is a right side view of the versatile concealment pouch;

FIG. 6 is a top side view of the versatile concealment pouch;

and,

FIG. 7 is a bottom side view of the versatile concealment pouch.

See application file for complete search history.

**1 Claim, 6 Drawing Sheets**





**FIG. 1**



FIG. 2




FIG. 3

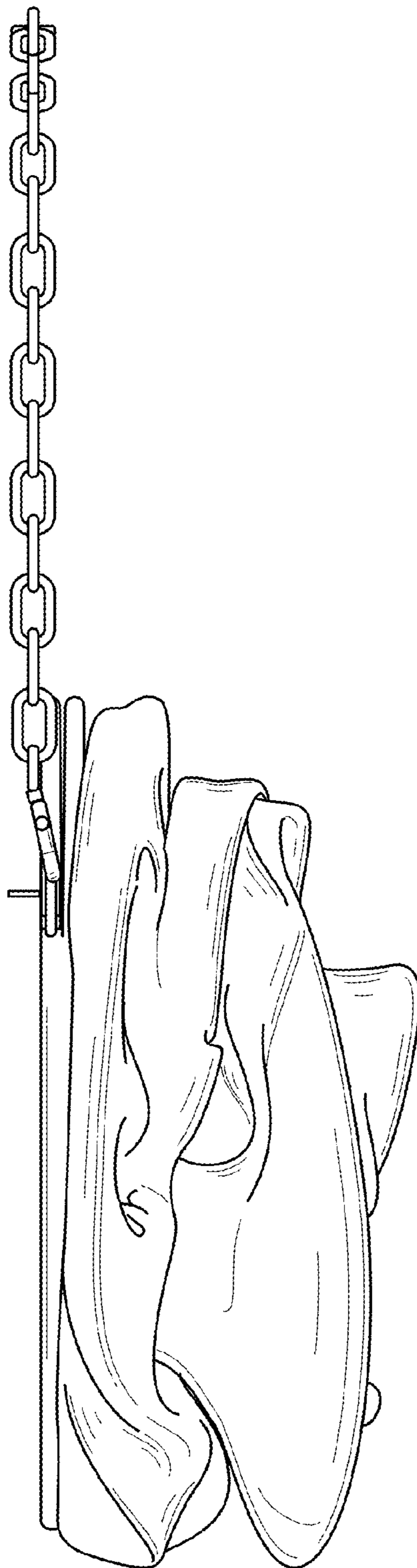


FIG. 4

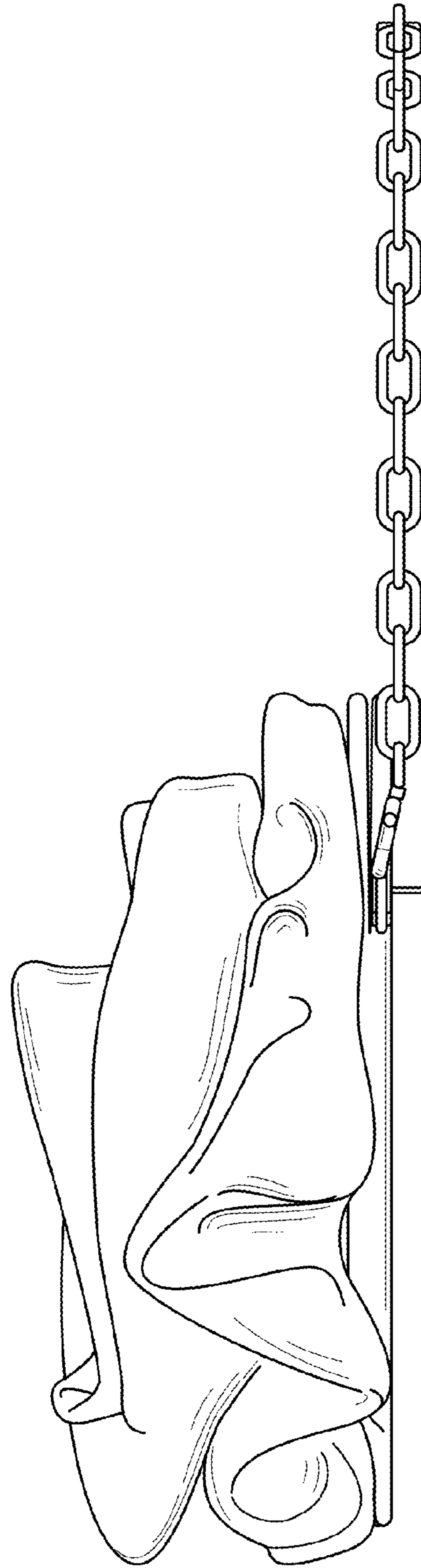


FIG. 5

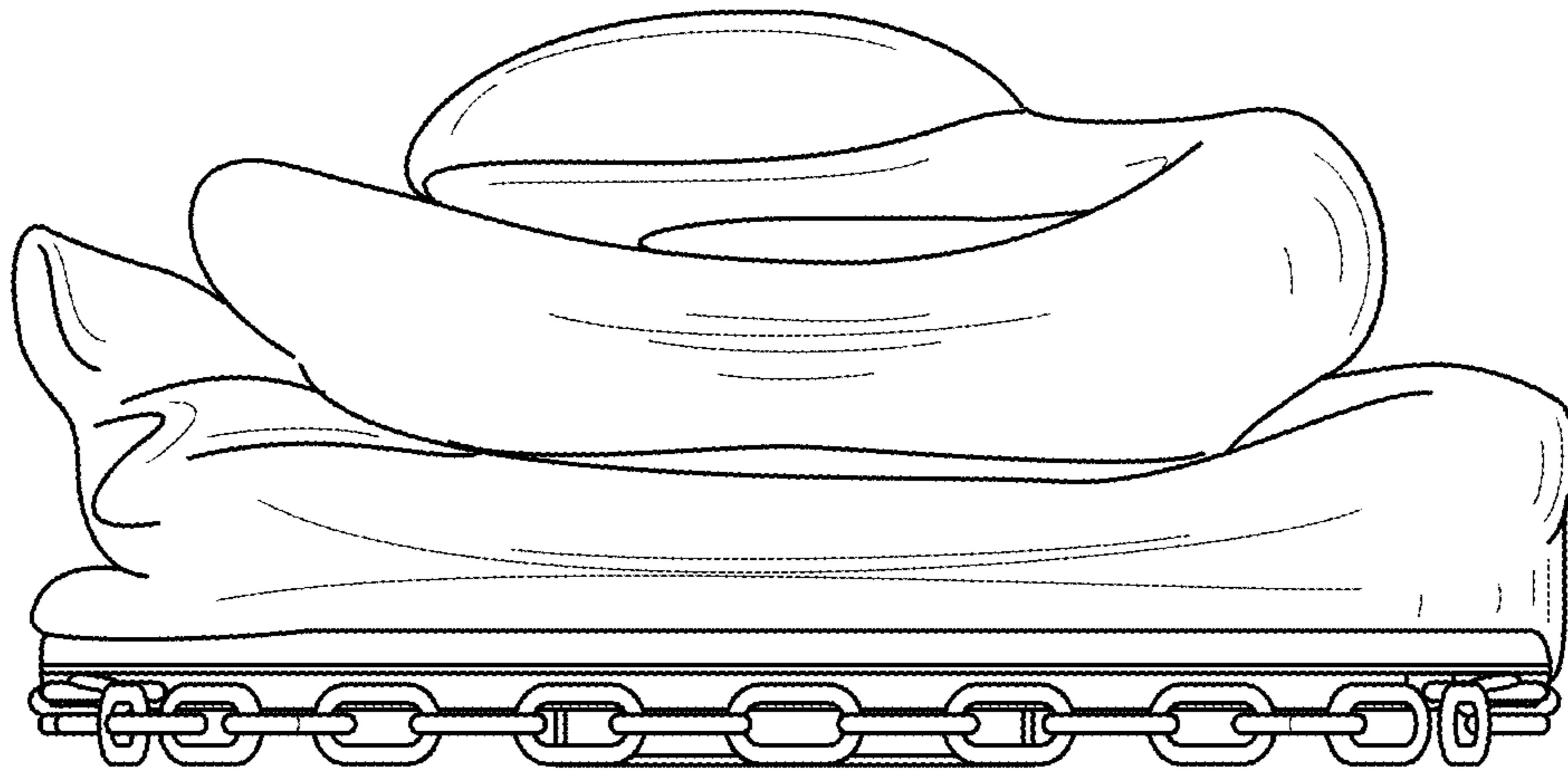


FIG. 6

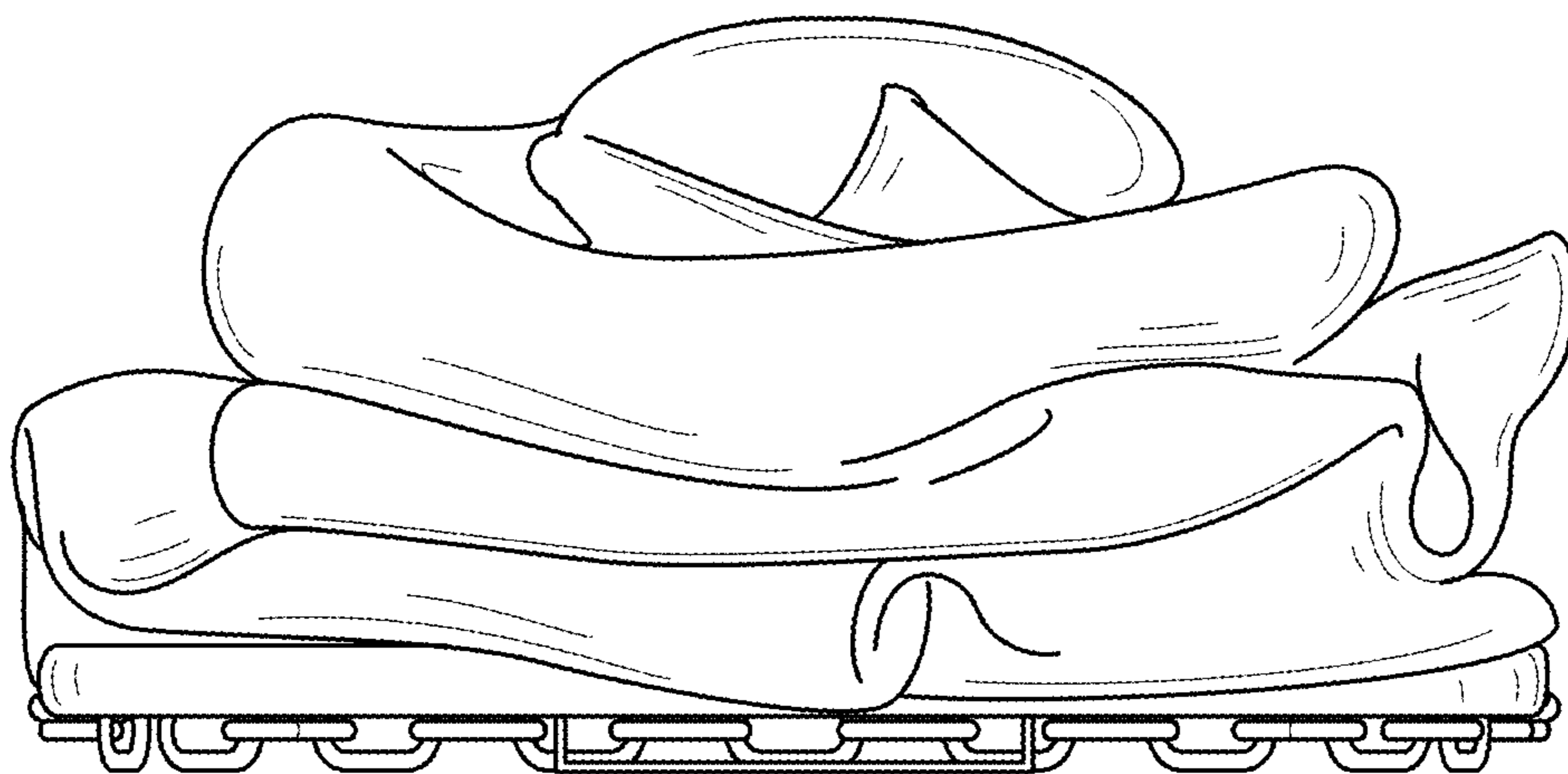


FIG. 7