



US00D722208S

(12) **United States Design Patent**
Votel et al.

(10) **Patent No.:** **US D722,208 S**
(45) **Date of Patent:** **** Feb. 3, 2015**

- (54) **GLOVE**
- (71) Applicants: **Thomas Votel**, Sunfish Lake, MN (US);
Andrew M Olson, Minneapolis, MN (US)
- (72) Inventors: **Thomas Votel**, Sunfish Lake, MN (US);
Andrew M Olson, Minneapolis, MN (US)
- (73) Assignee: **Tenacious Holdings, Inc.**, St. Paul, MN (US)
- (**) Term: **14 Years**
- (21) Appl. No.: **29/449,580**
- (22) Filed: **Mar. 15, 2013**
- (51) **LOC (10) Cl.** **02-06**
- (52) **U.S. Cl.**
USPC **D29/117.1; D2/619**
- (58) **Field of Classification Search**
CPC A41D 19/01523; A41D 19/01505;
A41D 19/01517; A41D 19/01547; A41D
19/01552; A41D 19/01558; A41D 19/01564;
A41D 19/01576; A41D 19/0006; A41D
19/0013; A41D 19/0017; A41D 19/002;
A41D 19/0024; A41D 19/0044; A41D 13/08;
A41D 19/0051; A41D 19/0058; A63B 71/146;
A46B 5/04; A47L 13/18
USPC D2/610, 614, 615, 616, 617, 618, 619,
D2/620, 621, 622, 623; D3/226; D20/33;
D21/807; D29/113, 114, 115, 116.2,
D29/117.1, 117.2, 120.1, 123; D30/158;
D32/40, 41, 42, 43; 2/161.1, 161.2,
2/161.3, 161.4, 161.5, 161.6, 161.7,
2/161.8, 917
See application file for complete search history.

(56) **References Cited**

U.S. PATENT DOCUMENTS

- 4,570,269 A * 2/1986 Berlese 2/16
- 4,768,234 A * 9/1988 Yamamoto 2/16

- D389,607 S * 1/1998 Arshed D29/116.3
- 6,543,058 B2 * 4/2003 Litke 2/161.2
- D516,277 S * 3/2006 Mattesky D2/619
- D608,978 S * 2/2010 Votel D2/617
- D619,305 S * 7/2010 Fitzgerald et al. D29/113
- D625,051 S * 10/2010 Fitzgerald et al. D29/113
- D646,459 S * 10/2011 Ash et al. D2/617
- D648,490 S * 11/2011 Choi et al. D29/117.2
- D650,532 S * 12/2011 Choi D29/123
- 8,341,763 B2 * 1/2013 Geyer et al. 2/21
- D695,968 S * 12/2013 Ruminski D29/123
- D700,403 S * 2/2014 Gellis D29/117.2
- D703,389 S * 4/2014 Ruminski D29/123
- D717,498 S * 11/2014 Leach D29/117.1
- 2007/0226873 A1 * 10/2007 Mattesky 2/159
- 2010/0071114 A1 * 3/2010 Jaeger 2/161.6
- 2010/0083420 A1 * 4/2010 Bouckaert 2/161.1
- 2011/0088139 A1 * 4/2011 Travell 2/161.1
- 2014/0033392 A1 * 2/2014 Bulan et al. 2/16
- 2014/0075639 A1 * 3/2014 Albertyn 2/16

OTHER PUBLICATIONS

Ergodyne ProFlex 921 Thermal Rubber-Dipped Dorsal Impact-Reducing Gloves (on-line); retrieved from the Internet on Dec. 1, 2014.
URL: <http://www.ergodyne.com/products/pages/default.aspx?PCA=108&PRD=685>. (4 pages).*

* cited by examiner

Primary Examiner — Karen E Eldridge Powers
(74) *Attorney, Agent, or Firm* — Skaar Ulbrich Macari, PA

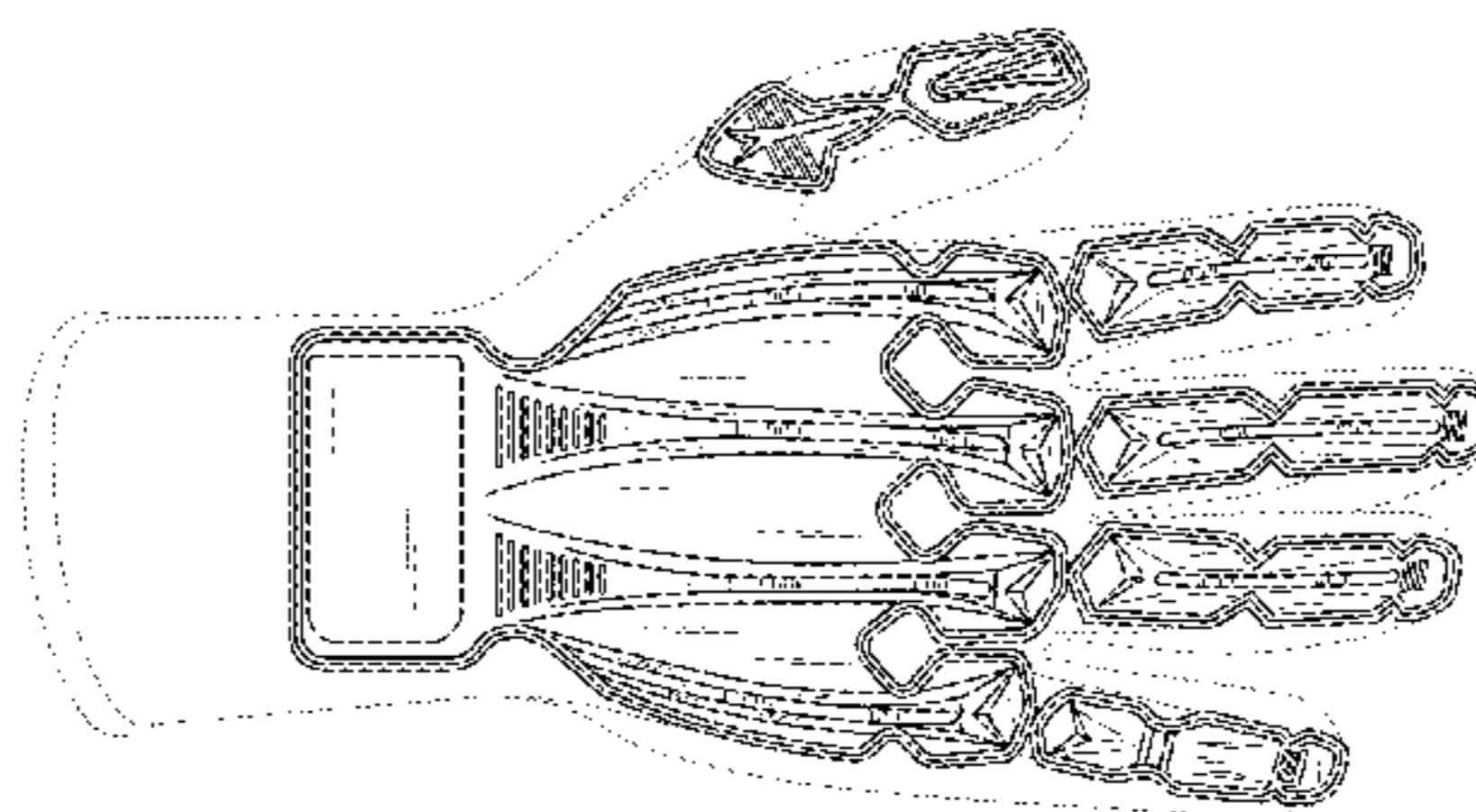
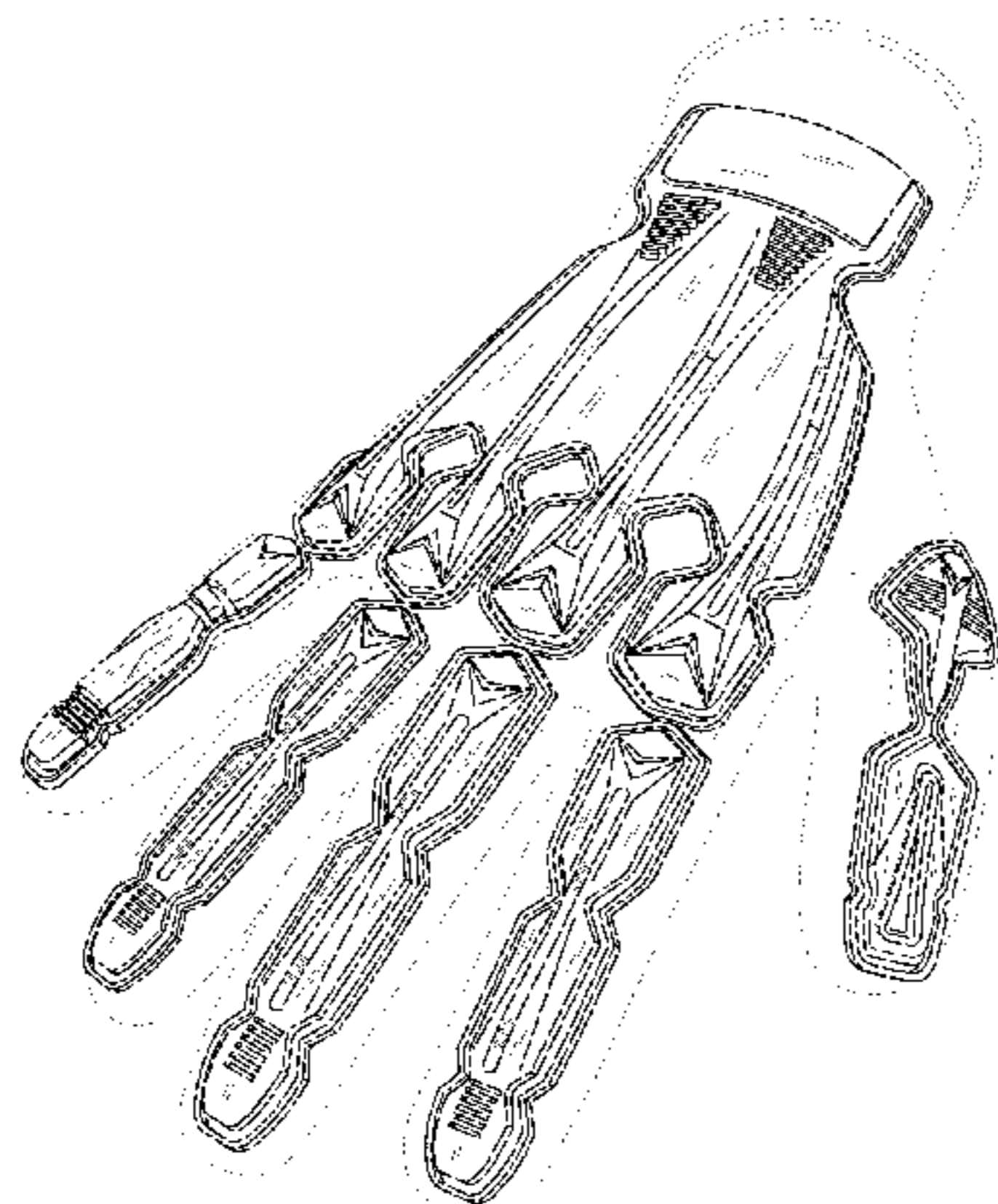
(57) **CLAIM**

We claim the ornamental design for a glove, as shown and described.

DESCRIPTION

FIG. 1 is a perspective of our glove.
FIG. 2 is a top plan view thereof.
FIG. 3 is a bottom plan view thereof.
FIG. 4 is a side elevation view thereof.
FIG. 5 is a side elevation view thereof; and,
FIG. 6 is a front elevation view thereof.
The broken lines in the drawings illustrate features of the article to which the design is applied that form no part of the claimed design.

1 Claim, 6 Drawing Sheets



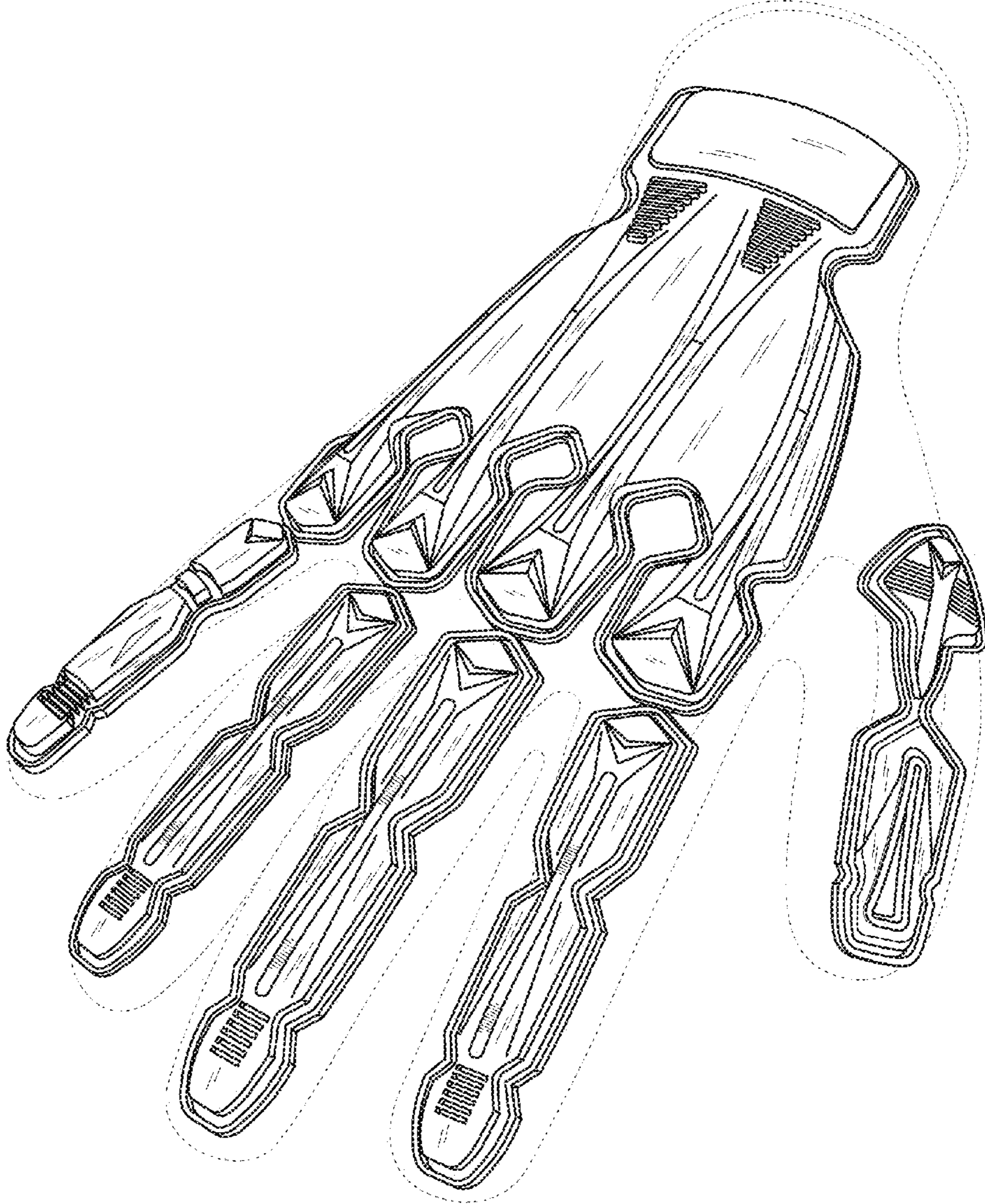


Fig. 1

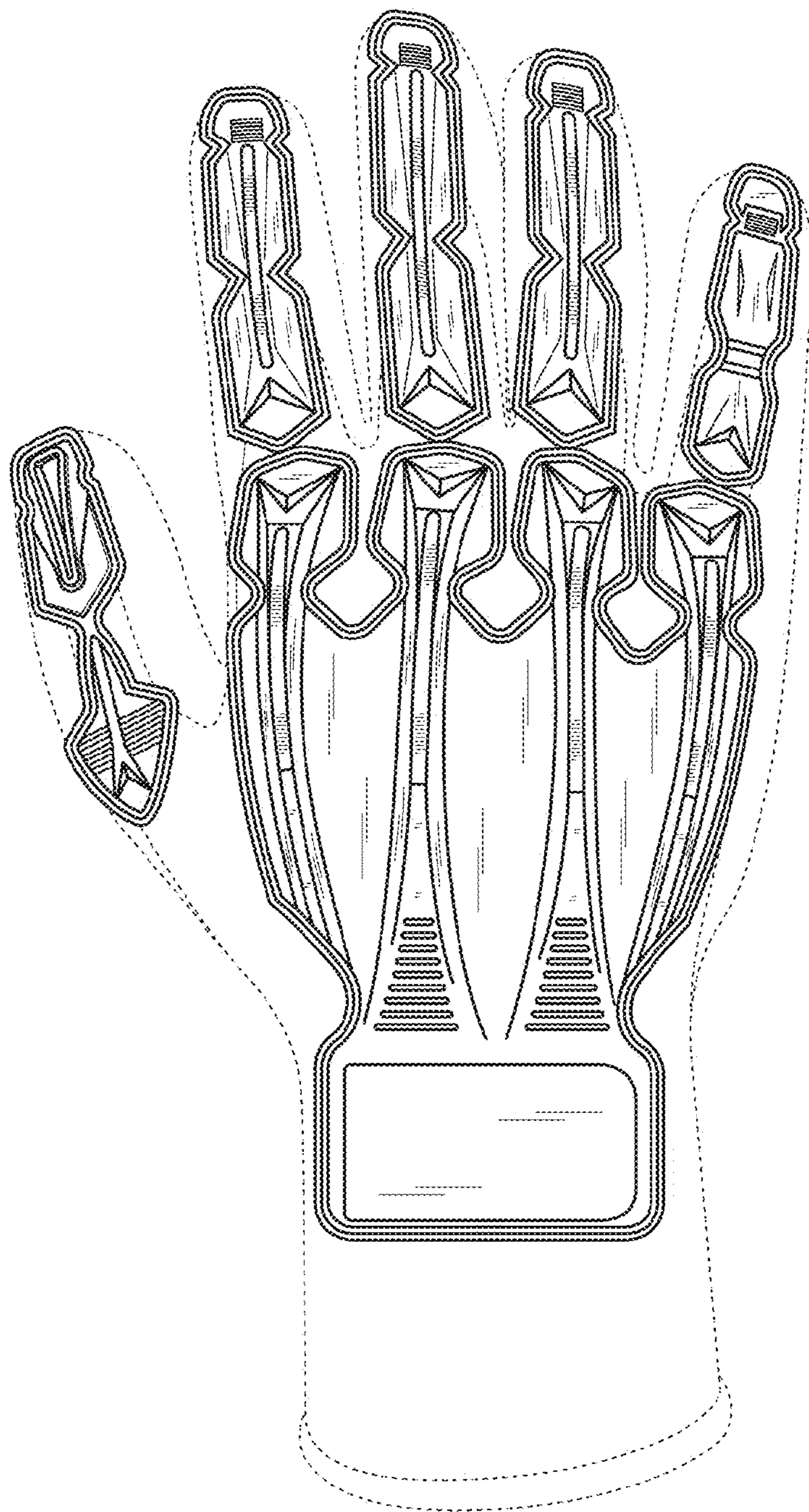


Fig. 2

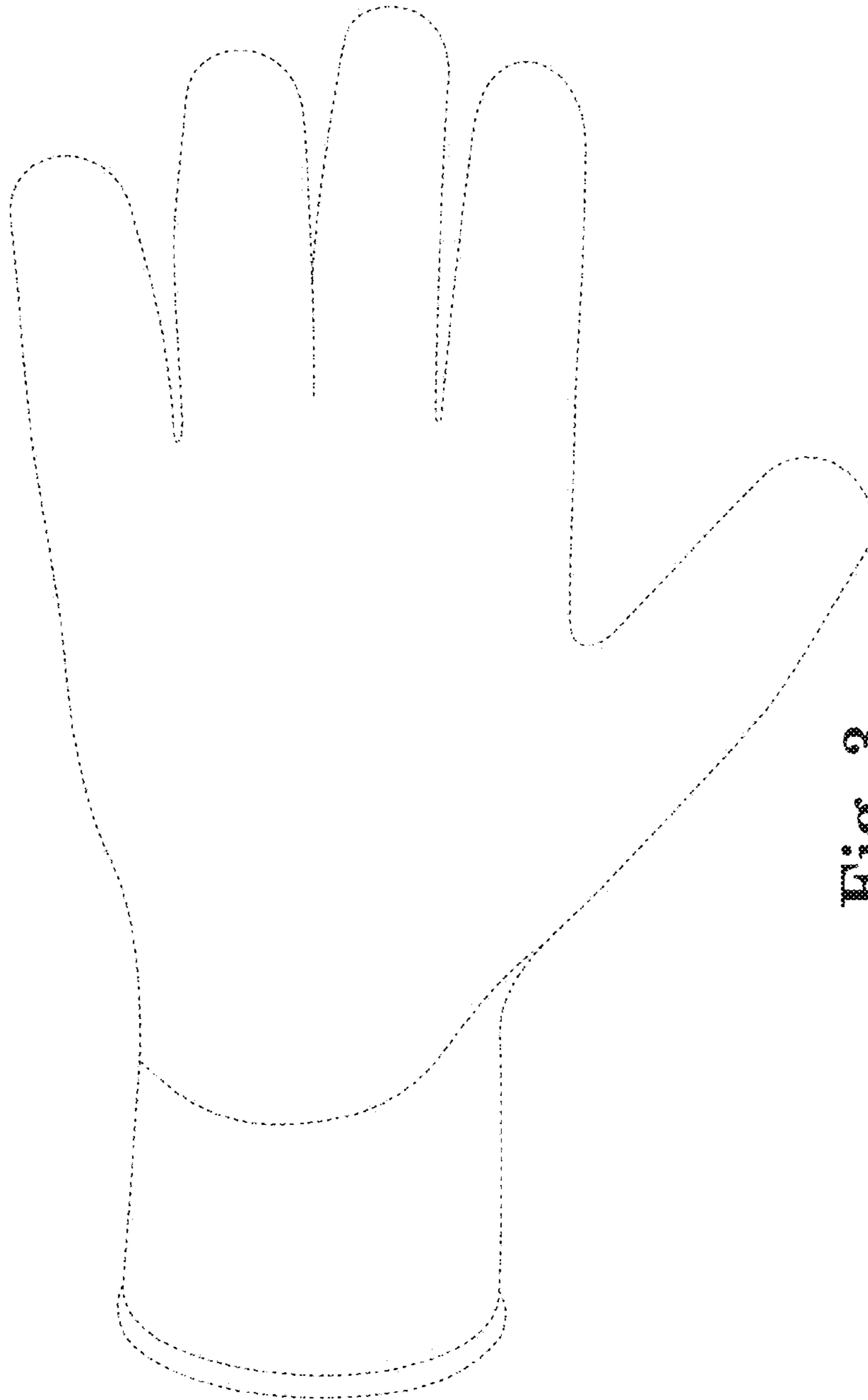


Fig. 3

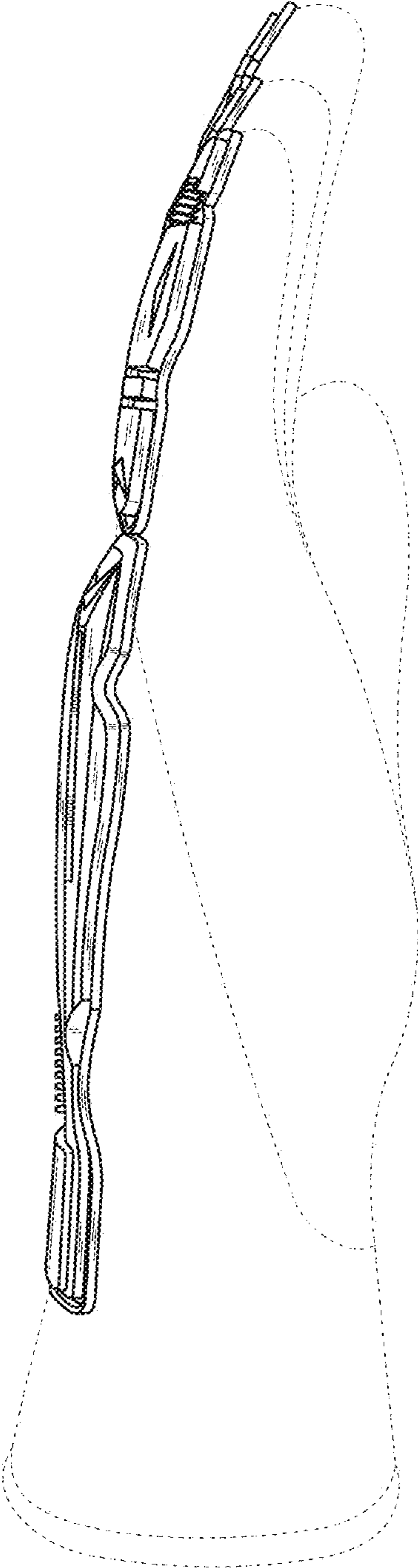


Fig. 4

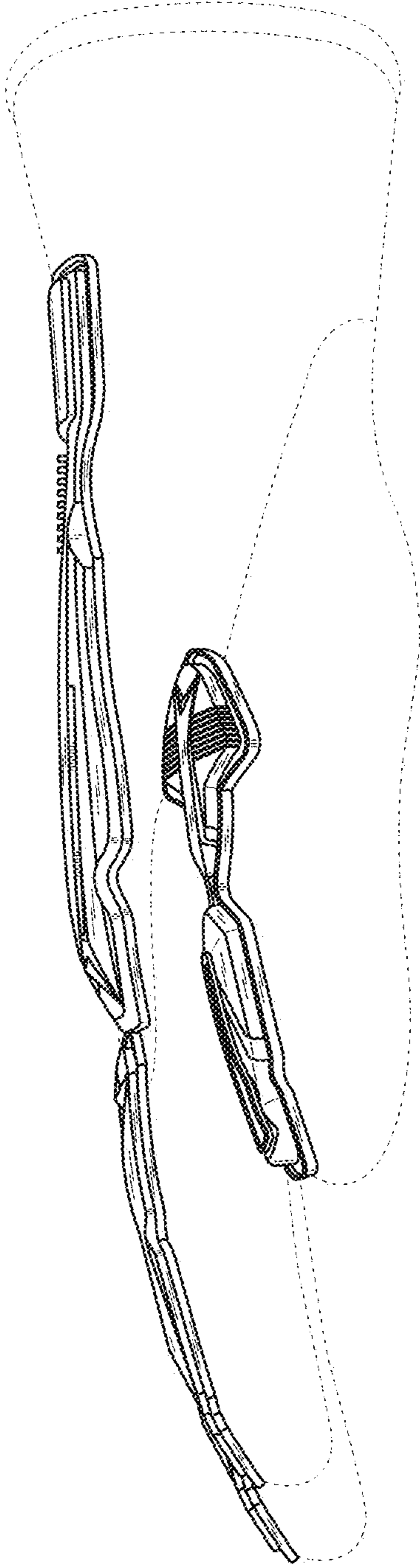


Fig. 5

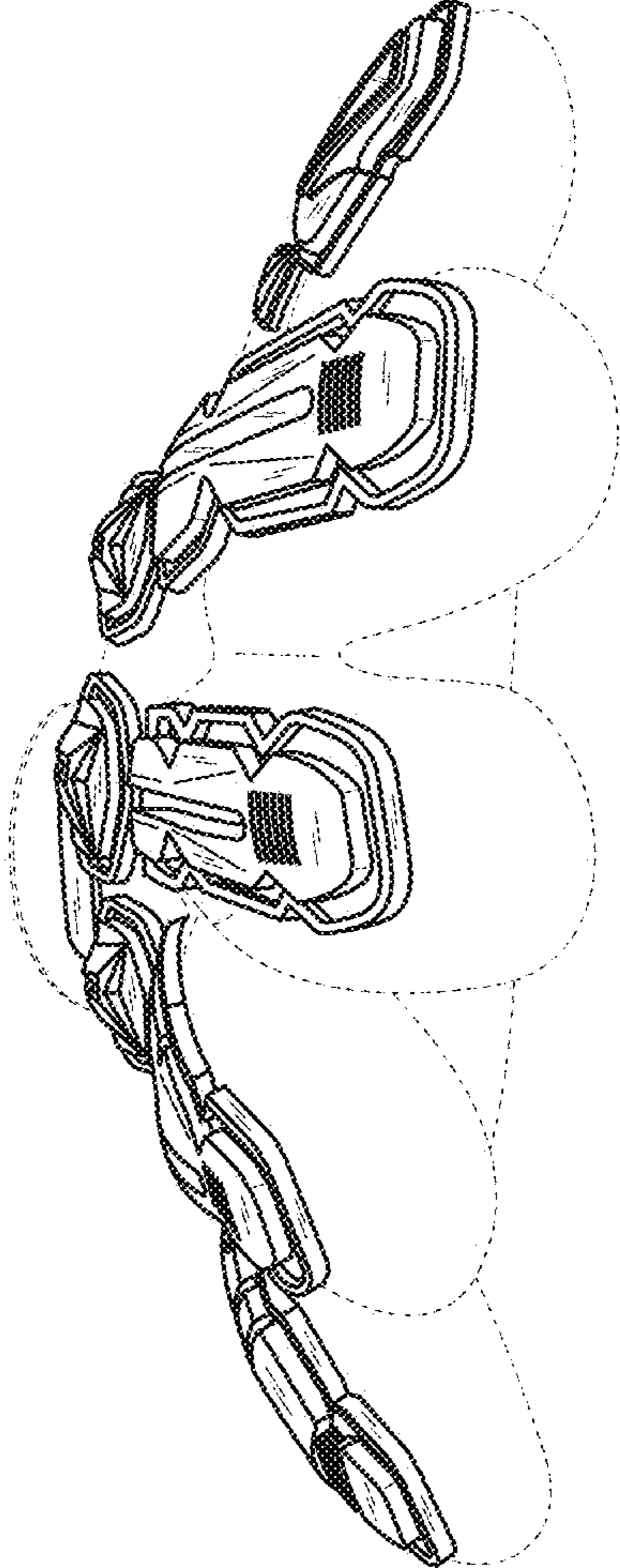


Fig. 6