



US00D722202S

(12) **United States Design Patent**
Erickson et al.

(10) **Patent No.:** **US D722,202 S**
(45) **Date of Patent:** **** Feb. 3, 2015**

(54) **HAIR CLIPPER HOUSING LID**
(71) Applicant: **Wahl Clipper Corporation**, Sterling, IL (US)
(72) Inventors: **Gary Erickson**, Lena, IL (US); **Chad Aulwes**, Sterling, IL (US); **George W. Gassman**, Dunlap, IL (US); **Stacey Hummel**, Dixon, IL (US); **Clifford Krapfl**, Chicago, IL (US); **Jongho Nho**, Palatine, IL (US)

D454,980 S	3/2002	Long et al.	
D472,674 S *	4/2003	Long et al.	D28/53
D497,452 S	10/2004	Nielsen et al.	
D513,344 S	12/2005	Choi	
D571,504 S *	6/2008	Long et al.	D28/54
D577,865 S *	9/2008	Long et al.	D28/54
D582,604 S *	12/2008	Eddinger et al.	D28/53
D597,253 S *	7/2009	Eddinger et al.	D28/54
D597,254 S *	7/2009	Eddinger et al.	D28/54
D673,731 S *	1/2013	Skuhra et al.	D28/53
D675,782 S *	2/2013	Buck, Jr.	D28/54
D679,448 S	4/2013	Erickson et al.	
D683,901 S *	6/2013	Skuhra et al.	D28/54
2013/0067752 A1 *	3/2013	Buck, Jr.	30/196

(73) Assignee: **Wahl Clipper Corporation**, Sterling, IL (US)

* cited by examiner

(**) Term: **14 Years**

Primary Examiner — Jennifer Rivard

(21) Appl. No.: **29/479,863**

(74) *Attorney, Agent, or Firm* — Greer, Burns & Crain, Ltd.

(22) Filed: **Jan. 21, 2014**

(51) **LOC (10) Cl.** **28-03**

(52) **U.S. Cl.**
USPC **D28/54**

(58) **Field of Classification Search**
USPC D28/49-54, 44-48; 30/34.05, 32, 34.1, 30/34.2, 43-43.92, 526-527, 44-45, 341, 30/272.1, 226-227, 231, 233-233.5, 537
See application file for complete search history.

(56) **References Cited**

U.S. PATENT DOCUMENTS

D339,213 S 9/1993 Wahl et al.
D435,936 S 1/2001 Long et al.

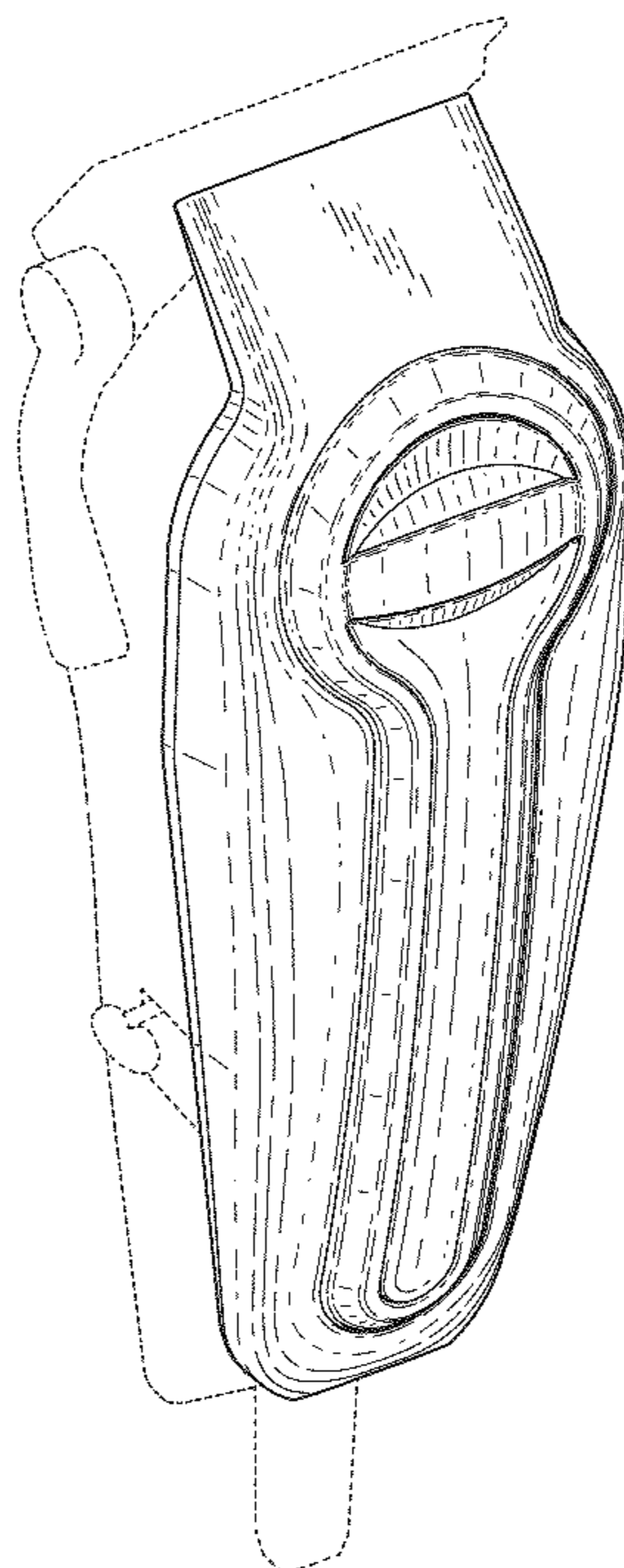
(57) **CLAIM**

The ornamental design for a hair clipper housing lid, as shown and described.

DESCRIPTION

FIG. 1 is a top perspective view of the present hair clipper housing lid;
FIG. 2 is a top view of same;
FIG. 3 is a side view of the present hair clipper housing lid, both sides being mirror images of each other;
FIG. 4 is a bottom view of same;
FIG. 5 is a front view of the housing of FIG. 1; and,
FIG. 6 is a rear view of same.
The structure shown in broken lines is for environment purposes only and does not form part of the claimed invention.

1 Claim, 3 Drawing Sheets



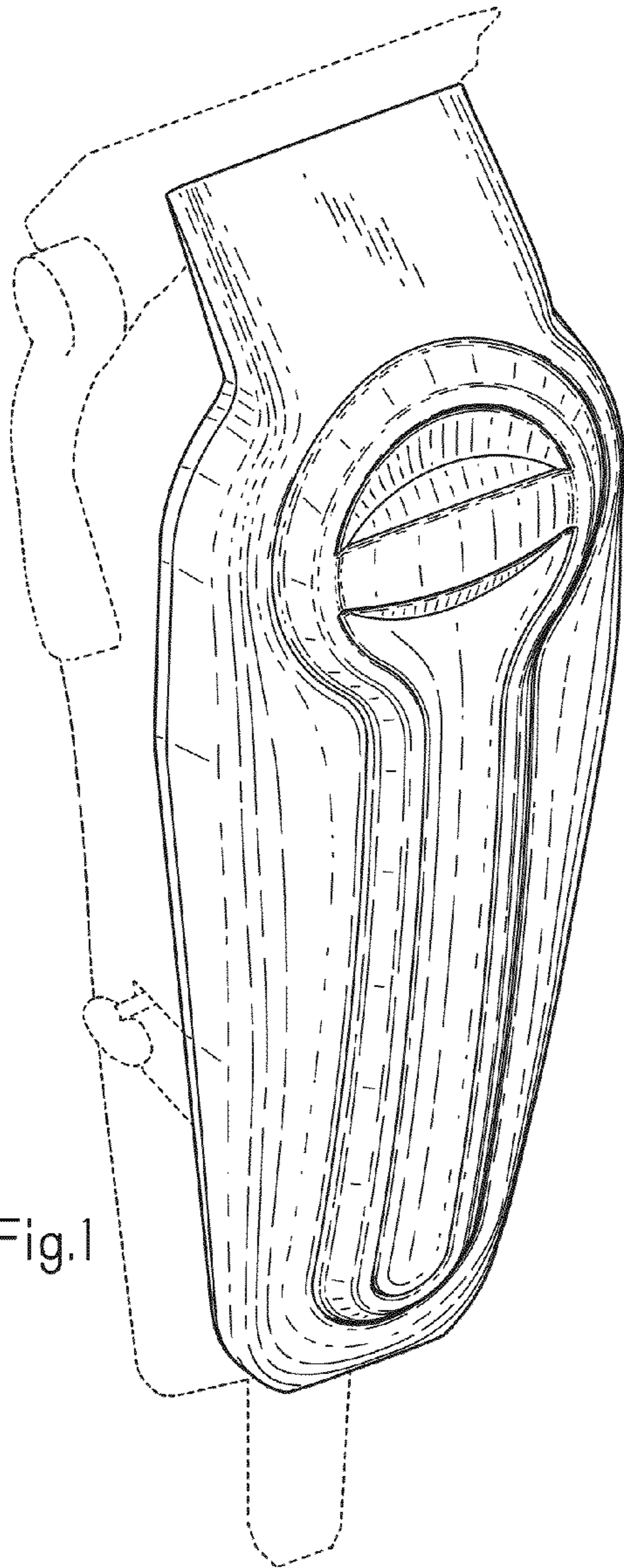


Fig.1

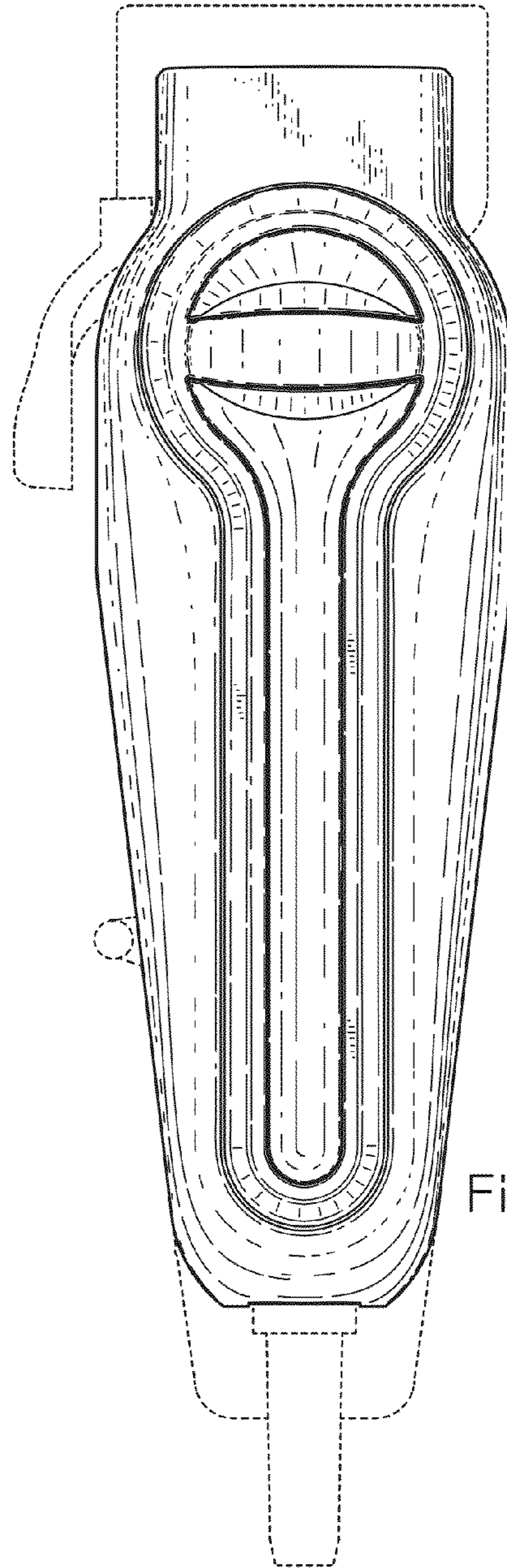


Fig.2

