



US00D722174S

(12) **United States Design Patent**
Almarales

(10) **Patent No.:** **US D722,174 S**
(45) **Date of Patent:** **** Feb. 3, 2015**

(54) **STRETCH AND MASSAGE DEVICE**

(71) Applicant: **Rodrigo Almarales**, Cincinnati, OH
(US)

(72) Inventor: **Rodrigo Almarales**, Cincinnati, OH
(US)

(**) Term: **14 Years**

(21) Appl. No.: **29/473,678**

(22) Filed: **Nov. 25, 2013**

(51) **LOC (10) Cl.** **28-03**

(52) **U.S. Cl.**
USPC **D24/214**

(58) **Field of Classification Search**

CPC A61H 19/00; A61H 19/30; A61H 19/32;
A61H 19/34; A61H 19/40; A61H 19/44;
A61H 19/50; A61H 2201/0153; A61H
2201/0207; A61H 2201/0263; A61H
2201/0111; A61H 2201/1253; A61H
2205/082; A61H 2205/085; A61H 15/0085
USPC D24/211-215; 601/114, 120, 121, 124,
601/125, 130, 131, 134, 135, 136, 137
See application file for complete search history.

(56) **References Cited**

U.S. PATENT DOCUMENTS

D347,898 S * 6/1994 Belcher D24/211
5,577,996 A * 11/1996 Gardner et al. 601/120
D398,400 S * 9/1998 Havelind D24/211

D463,029 S * 9/2002 Collins D24/211
D639,444 S * 6/2011 A D24/214
D648,034 S * 11/2011 Rice D24/215
D691,731 S * 10/2013 Grippo D24/215
D704,852 S * 5/2014 Yang D24/211

* cited by examiner

Primary Examiner — Sandra Snapp

(74) *Attorney, Agent, or Firm* — Frost Brown Todd LLC

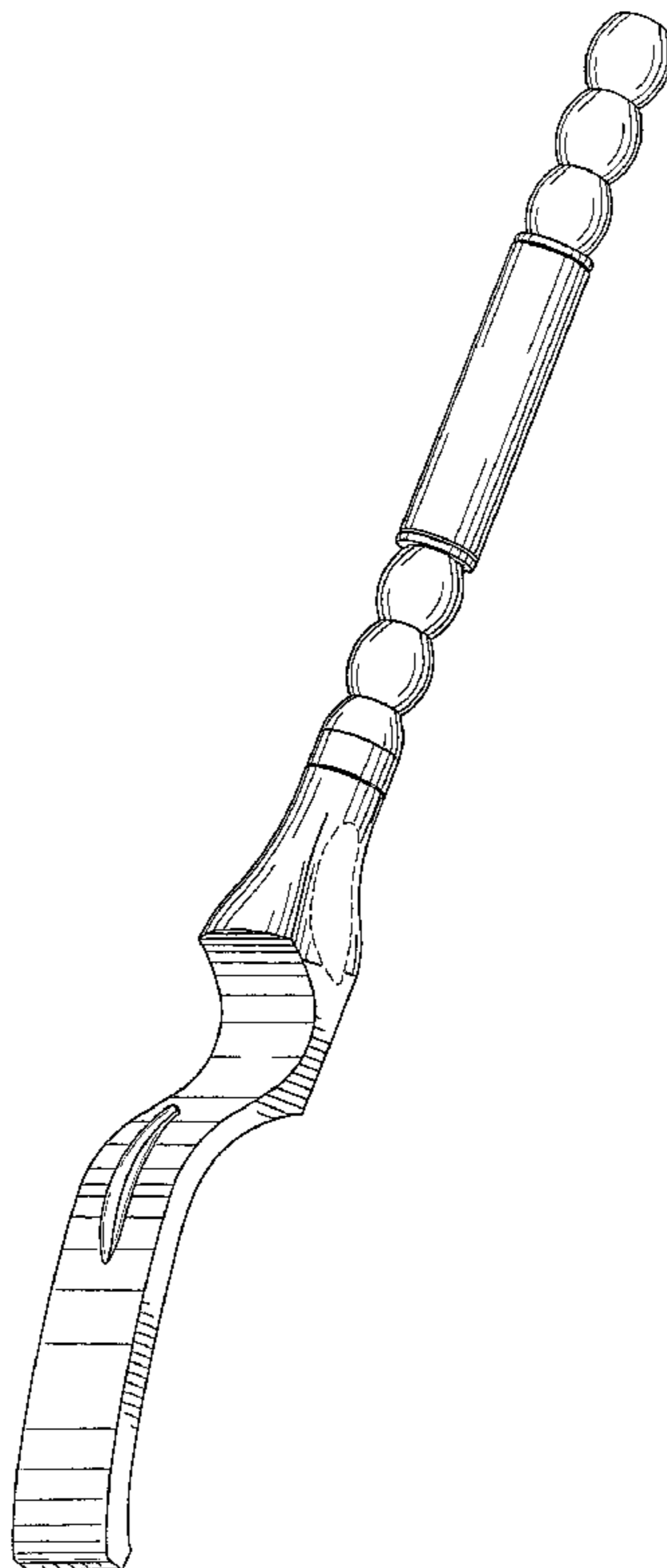
(57) **CLAIM**

The ornamental design for a stretch and massage device, as shown and described.

DESCRIPTION

FIG. 1 is a front perspective view of a stretch and massage device, shown being used for stretching a user's muscles, with an attached rubber foot sleeve and a user's foot with partial leg, showing our new design;
FIG. 2 is another front perspective view thereof;
FIG. 3 is a rear perspective view thereof;
FIG. 4 is a front elevation view thereof;
FIG. 5 is a rear elevation view thereof;
FIG. 6 is a side elevation view of the foot stretcher and massager, the opposite side being a mirror image thereof;
FIG. 7 is a top plan view thereof; and,
FIG. 8 is a bottom plan view thereof.
The broken lines showing the user's foot with partial leg and rubber foot sleeve are for the purpose of illustrating environmental structure and form no part of the claimed design.

1 Claim, 7 Drawing Sheets



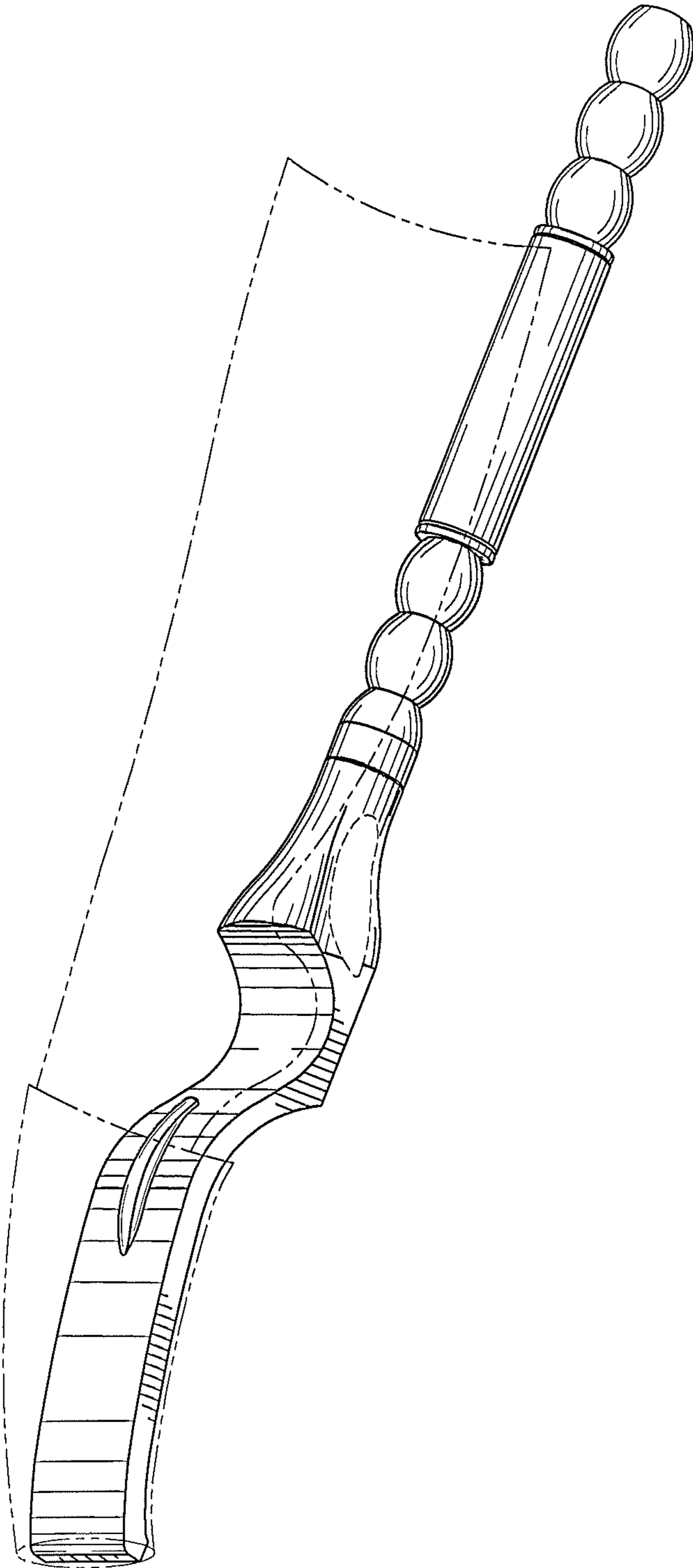


Fig. 1

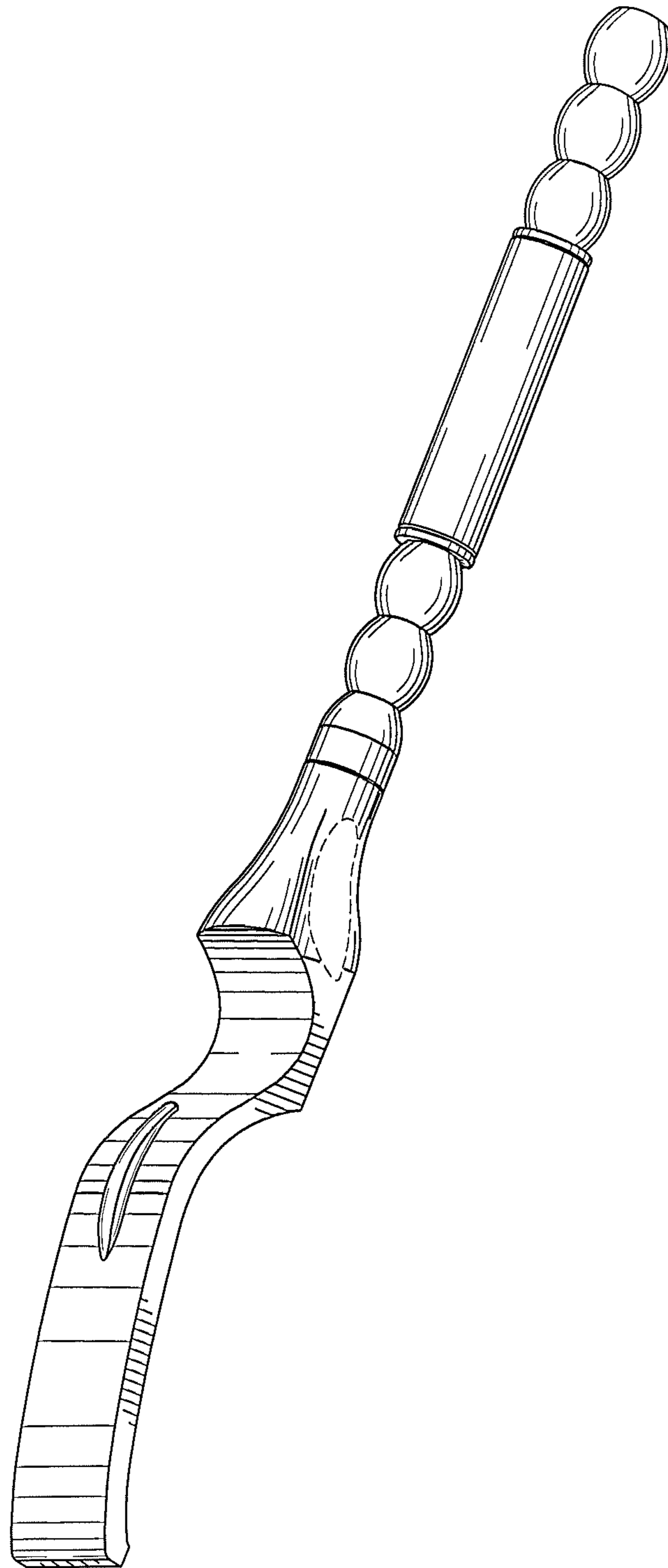


Fig. 2

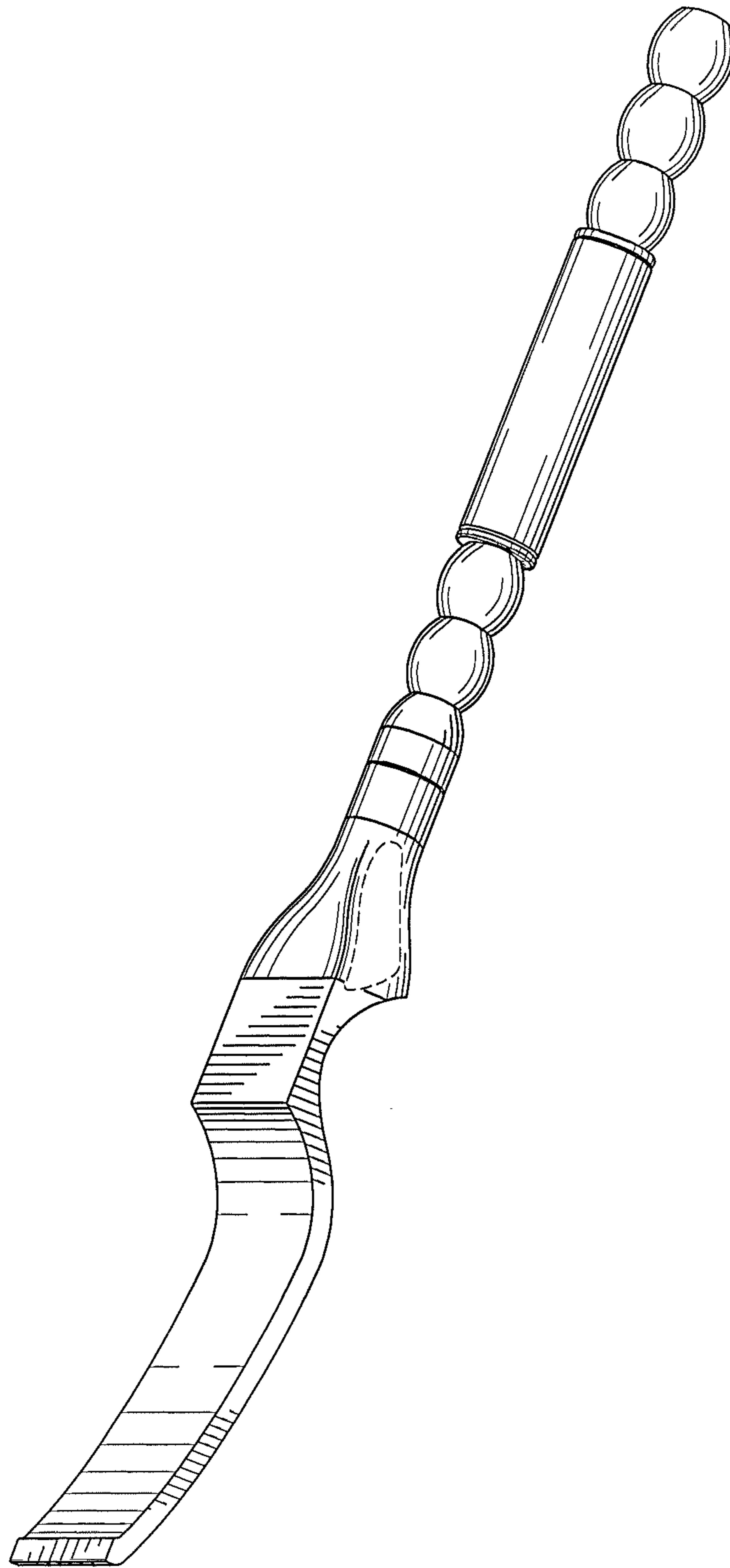


Fig.3

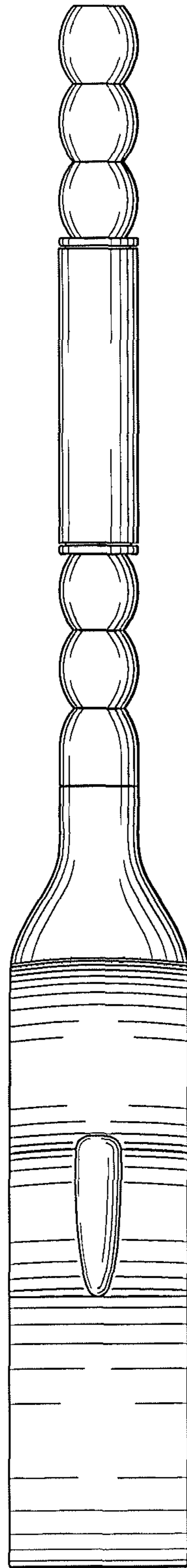


Fig.4

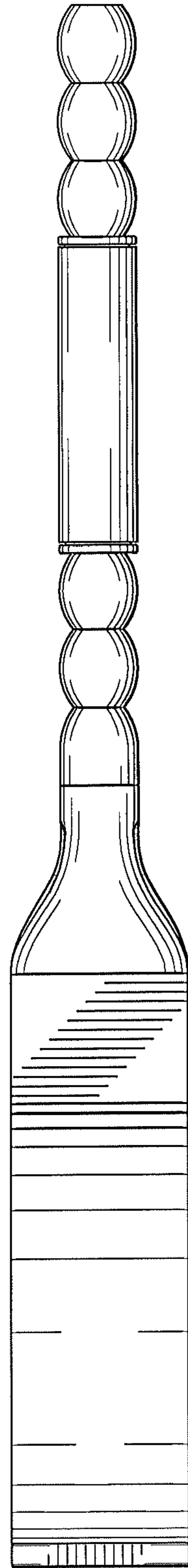


Fig.5

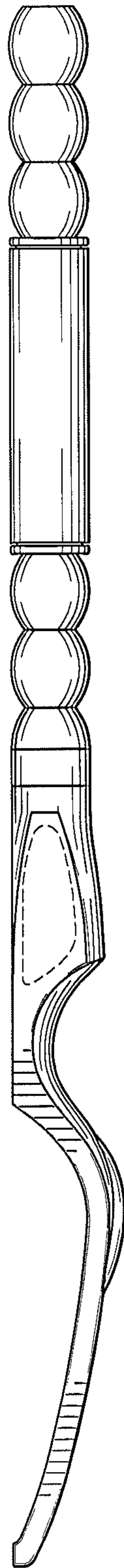


Fig.6

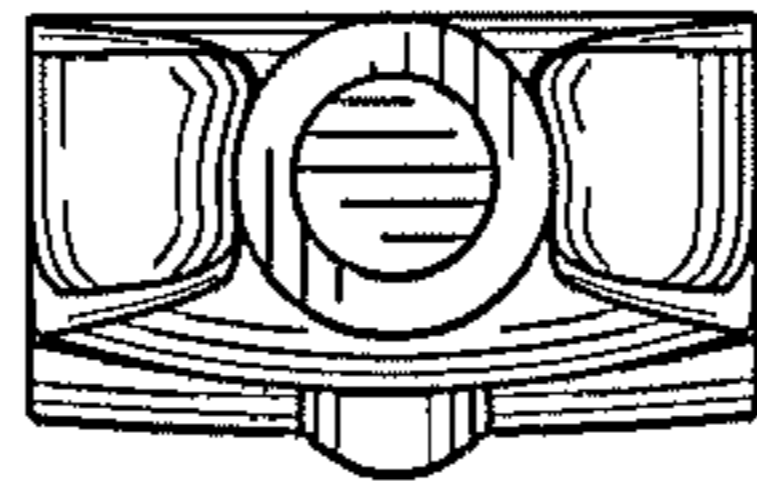


Fig. 7

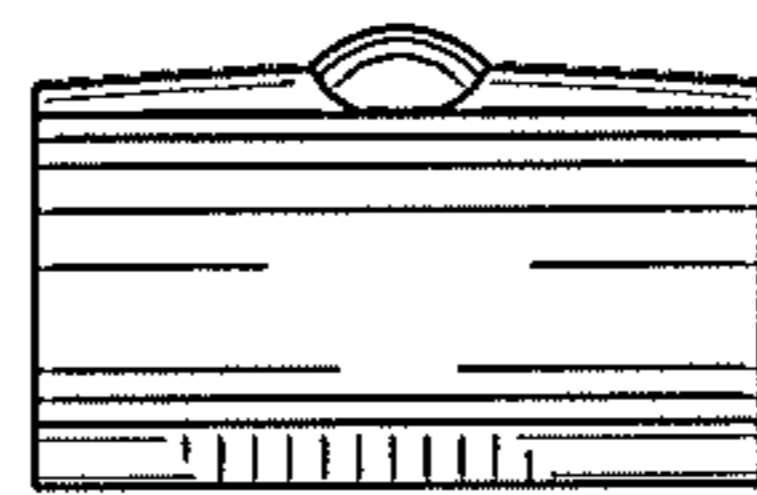


Fig. 8