



US00D722130S

(12) **United States Design Patent**  
**King et al.**

(10) **Patent No.:** **US D722,130 S**  
(45) **Date of Patent:** **\*\* Feb. 3, 2015**

- (54) **FLOATING DISPENSER**
- (71) Applicants: **Joseph King**, Wayzata, MN (US);  
**Jeffrey Johnson**, Edina, MN (US); **Paul Freeberg**, South St. Paul, MN (US);  
**David Guy**, Maple Grove, MN (US)
- (72) Inventors: **Joseph King**, Wayzata, MN (US);  
**Jeffrey Johnson**, Edina, MN (US); **Paul Freeberg**, South St. Paul, MN (US);  
**David Guy**, Maple Grove, MN (US)

6,685,827	B2 *	2/2004	King et al.	210/167.11
D506,804	S *	6/2005	Maloney et al.	D23/208
D540,906	S *	4/2007	Hardwick	D23/208
7,291,261	B1 *	11/2007	Rhodes	210/167.11
D559,944	S *	1/2008	Bruneel	D23/208
D630,705	S *	1/2011	Rossano et al.	D23/208
7,922,982	B1 *	4/2011	Brennan	422/265
D682,388	S *	5/2013	King et al.	D23/208
D682,389	S *	5/2013	King et al.	D23/208

\* cited by examiner

*Primary Examiner* — Robin V Webster

(74) *Attorney, Agent, or Firm* — Jacobson & Johnson LLC

- (73) Assignee: **King Technology, Inc.**, Hopkins, MN (US)

(\*\*) Term: **14 Years**

(21) Appl. No.: **29/463,743**

(22) Filed: **Feb. 21, 2014**

(51) **LOC (10) Cl.** ..... **23-01**

(52) **U.S. Cl.**  
USPC ..... **D23/208**

(58) **Field of Classification Search**  
CPC ..... C02F 1/68; C02F 1/76  
USPC ..... D23/207-210; 210/167.12, 167.11,  
210/753; 220/560; 422/264, 265  
See application file for complete search history.

(56) **References Cited**

U.S. PATENT DOCUMENTS

5,441,711	A *	8/1995	Drewery	422/264
6,562,242	B2 *	5/2003	King et al.	210/753

(57) **CLAIM**

The ornamental design for a floating dispenser, as shown and described.

**DESCRIPTION**

FIG. 1 is perspective of a dispenser;  
FIG. 2 is a bottom view of the dispenser;  
FIG. 3 is a top view of the dispenser;  
FIG. 4 is a left side view of the dispenser;  
FIG. 5 is a right side view of the dispenser;  
FIG. 6 is an end view of the dispenser; and,  
FIG. 7 is an end view of the opposite end of the dispenser.  
The broken line showing is included for the purpose of illustrating and forms no part of the claimed design.

**1 Claim, 4 Drawing Sheets**

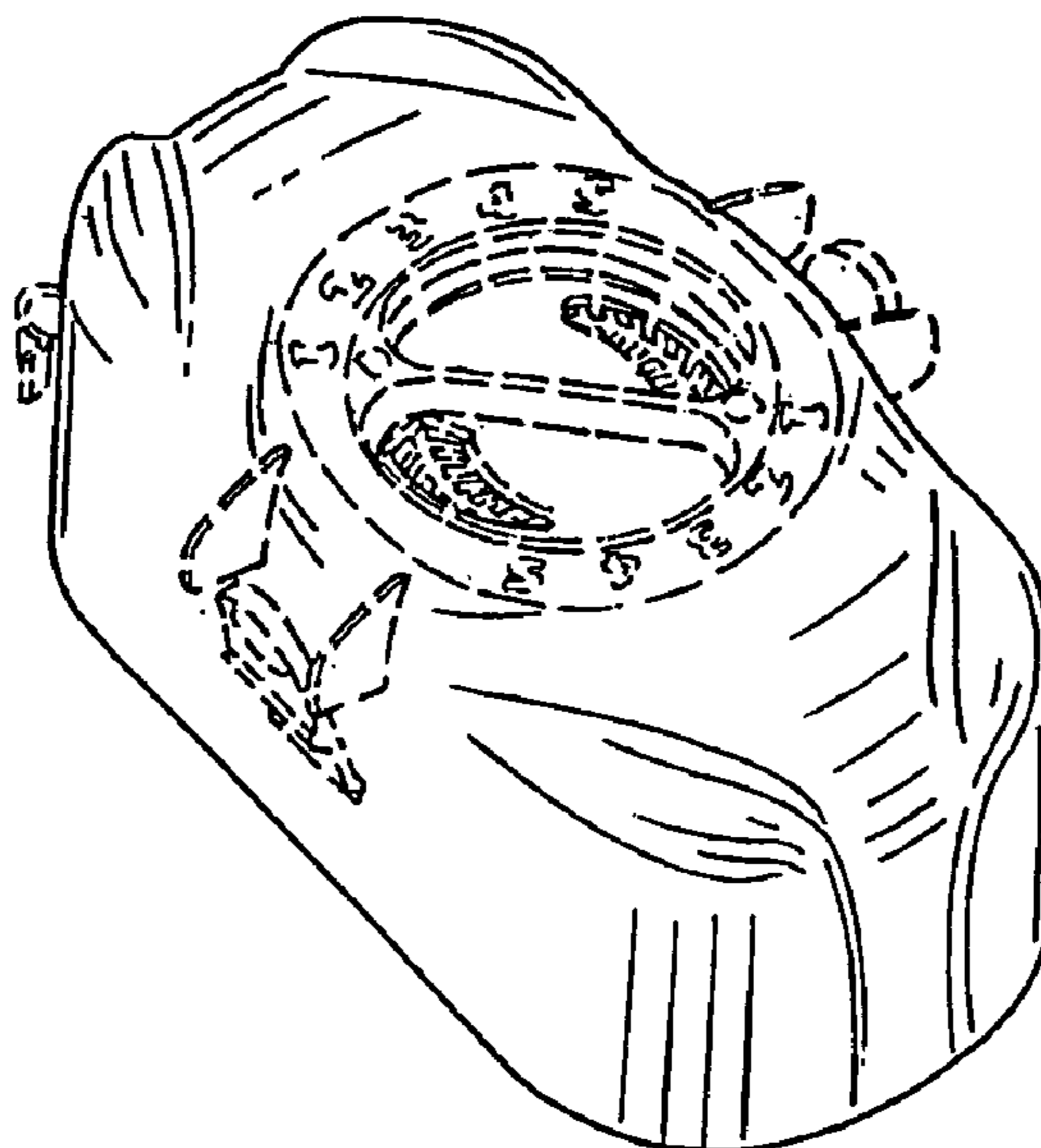


FIG. 1

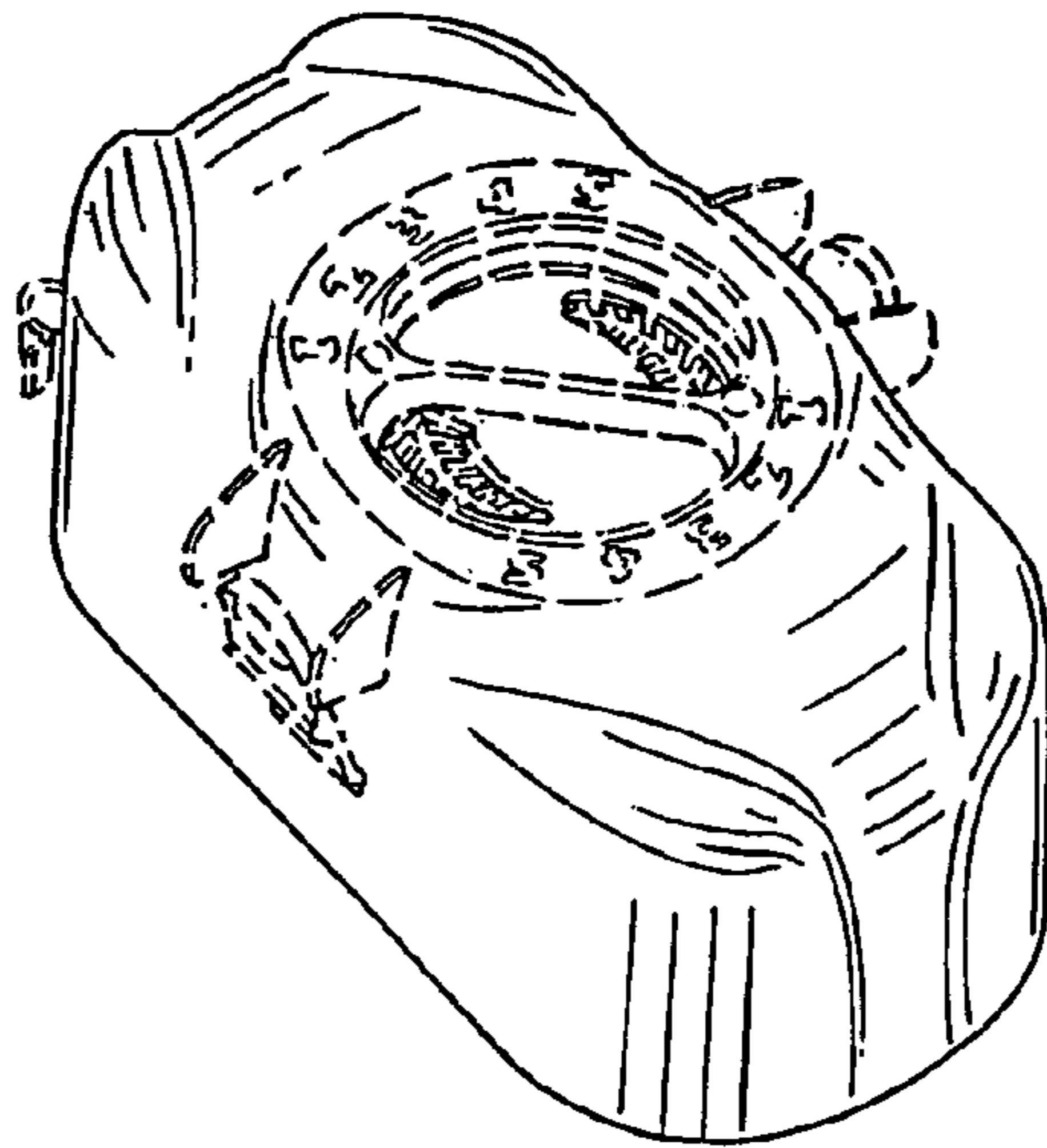


FIG. 2

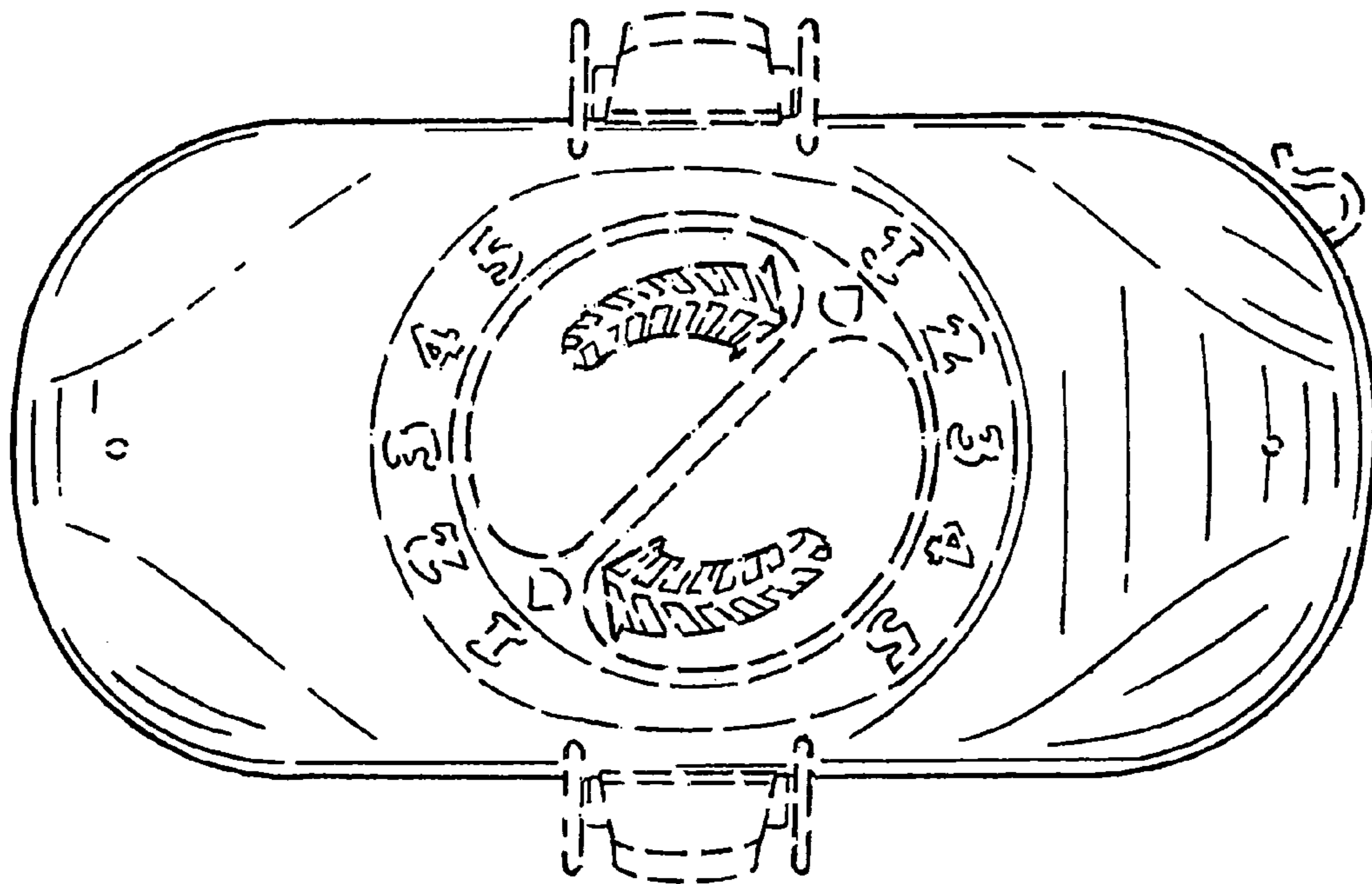


FIG. 3

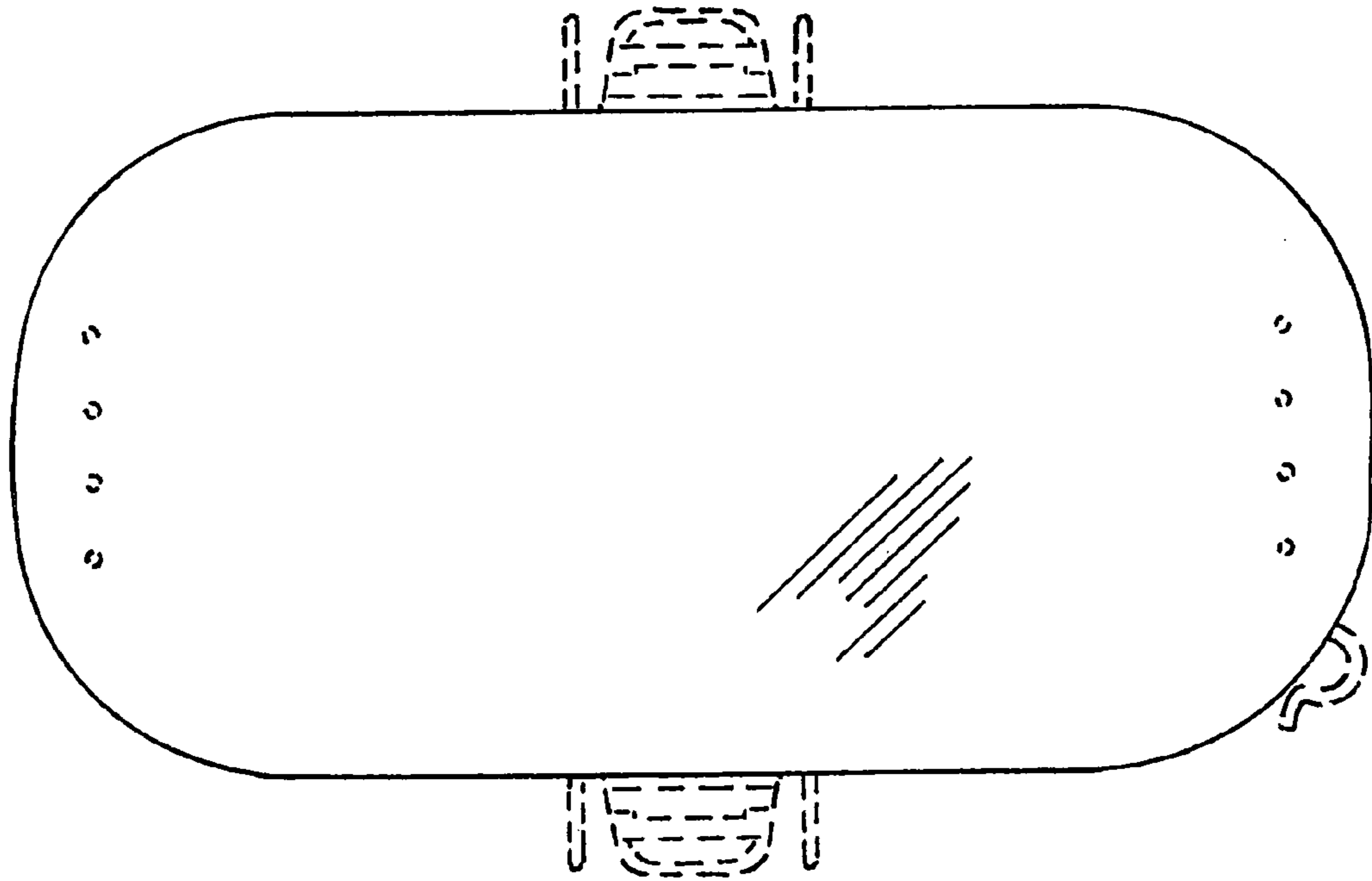
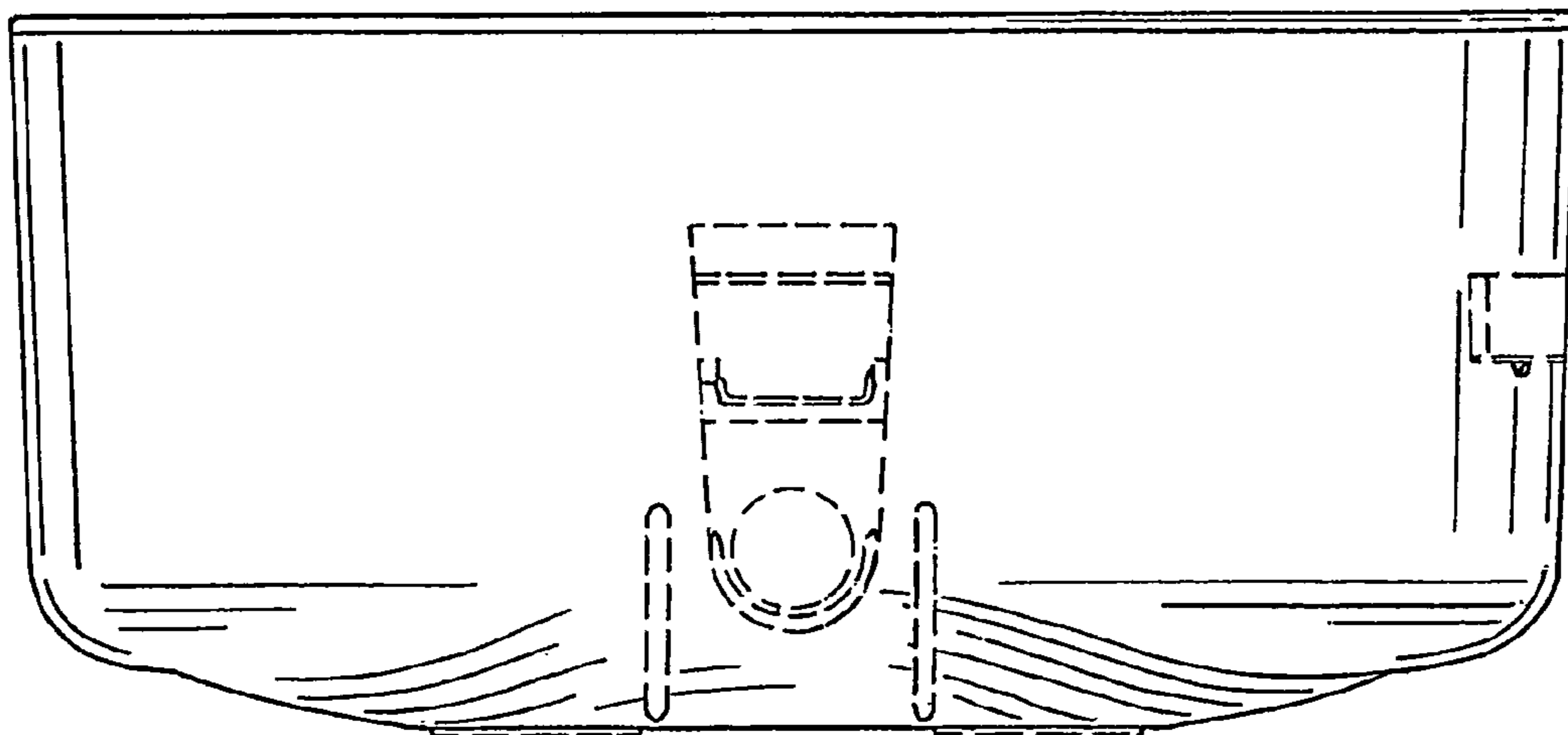
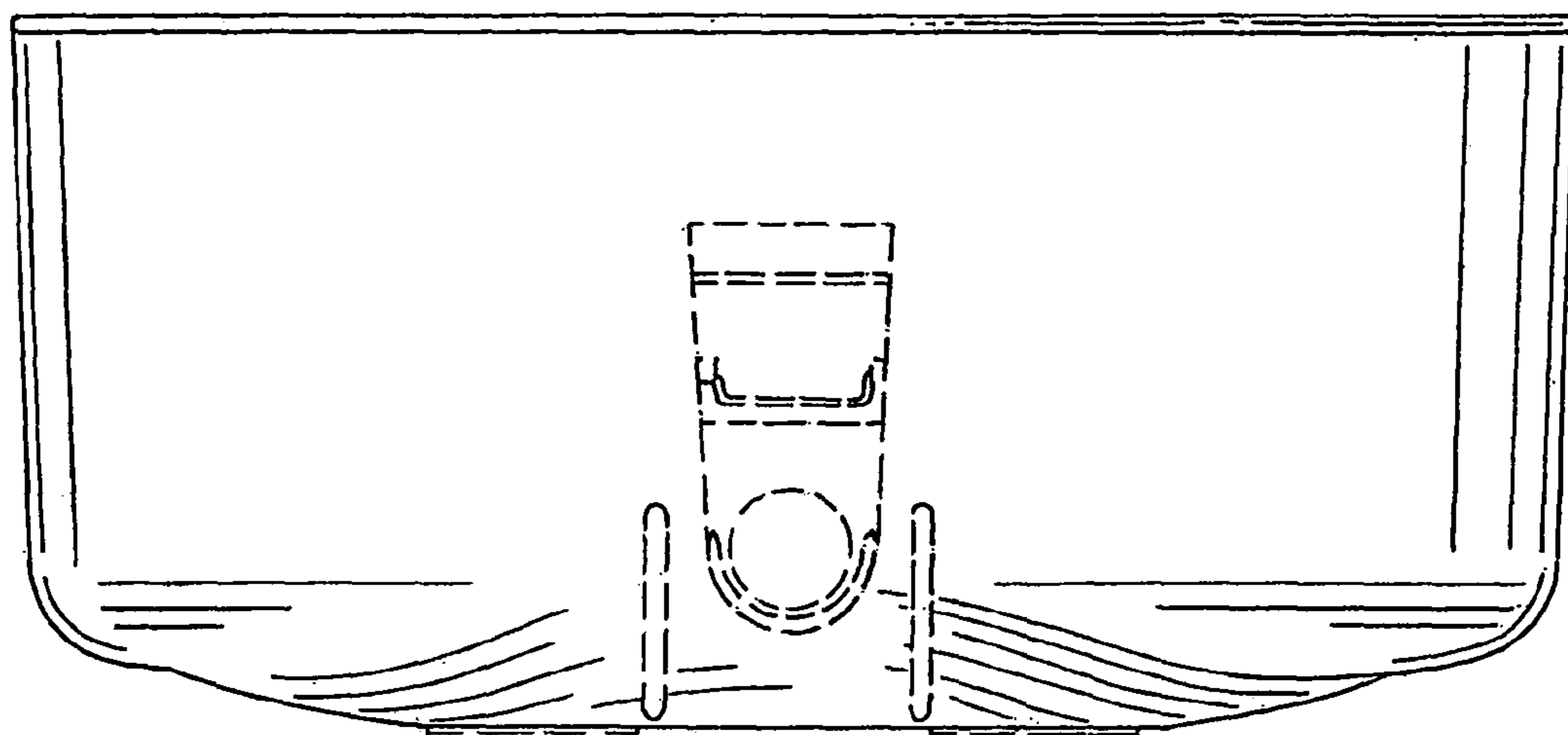


FIG. 4



*FIG. 5*



*FIG. 6*




FIG. 7

