

US00D722122S

(12) **United States Design Patent**
Greensmith

(10) **Patent No.:** **US D722,122 S**

(45) **Date of Patent:** **** *Feb. 3, 2015**

- (54) **GOLF CLUB HEAD**
- (71) Applicant: **Taylor Made Gold Company, Inc.,**
Carlsbad, CA (US)
- (72) Inventor: **Matthew Greensmith, Vista, CA (US)**
- (73) Assignee: **Taylor Made Golf Company, Inc.,**
Carlsbad, CA (US)
- (*) Notice: This patent is subject to a terminal disclaimer.
- (**) Term: **14 Years**
- (21) Appl. No.: **29/464,967**
- (22) Filed: **Aug. 22, 2013**
- (51) **LOC (10) Cl.** **21-02**
- (52) **U.S. Cl.**
USPC **D21/752**
- (58) **Field of Classification Search**
USPC D21/733, 752, 759; 473/324–331,
473/343–346
See application file for complete search history.

8,241,143	B2 *	8/2012	Albertsen et al.	473/345
D675,272	S *	1/2013	Greensmith et al.	D21/759
D686,679	S *	7/2013	Greensmith et al.	D21/759
8,517,860	B2 *	8/2013	Albertsen et al.	473/329
D692,077	S *	10/2013	Greensmith et al.	D21/759
D696,367	S *	12/2013	Taylor et al.	D21/747
D697,152	S *	1/2014	Harbert et al.	D21/752
8,721,471	B2 *	5/2014	Albertsen et al.	473/328
D706,885	S *	6/2014	North et al.	D21/759
2004/0192463	A1 *	9/2004	Tsurumaki et al.	473/329
2007/0026961	A1 *	2/2007	Hou	473/329
2007/0117648	A1 *	5/2007	Yokota	473/328
2010/0029404	A1 *	2/2010	Shear	473/329
2011/0151997	A1 *	6/2011	Shear	473/329

FOREIGN PATENT DOCUMENTS

JP 2004-351173 12/2004

* cited by examiner

Primary Examiner — Mitchell Siegel

(74) *Attorney, Agent, or Firm* — Klarquist Sparkman, LLP

(57) **CLAIM**

I claim the ornamental design for a golf club head, as shown and described.

DESCRIPTION

FIG. 1 is a perspective view of a golf club head, as viewed from above and rear, according to one embodiment.

FIG. 2 is a front elevation view of the golf club head of FIG. 1.

FIG. 3 is a rear elevation view of the golf club head of FIG. 1. FIG. 4 is a side elevation view of the toe of the golf club head of FIG. 1.

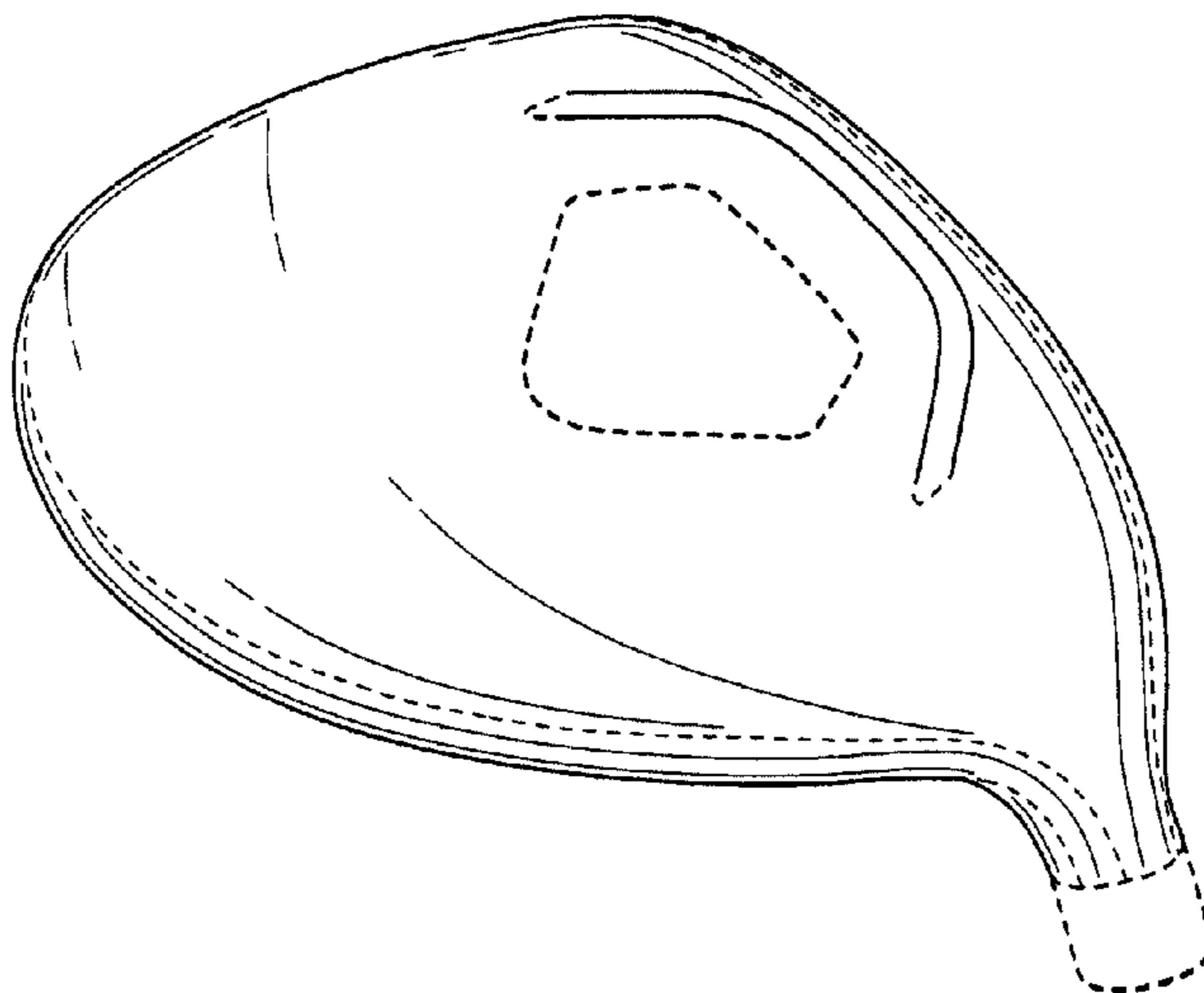
FIG. 5 is a side elevation view of the heel of the golf club head of FIG. 1.

FIG. 6 is a top plan view of the golf club head of FIG. 1; and, FIG. 7 is a bottom plan view of the golf club head of FIG. 1. The dashed lines in the drawings are for illustrative purpose only and form no part of the claimed design.

1 Claim, 4 Drawing Sheets

(56) **References Cited**
U.S. PATENT DOCUMENTS

D381,726	S *	7/1997	Sugo	D21/745
D482,089	S *	11/2003	Burrows	D21/752
D482,090	S *	11/2003	Burrows	D21/752
D482,420	S *	11/2003	Burrows	D21/752
D484,208	S *	12/2003	Burrows	D21/752
D501,036	S *	1/2005	Burrows	D21/752
D501,903	S *	2/2005	Tanaka	D21/752
D588,223	S *	3/2009	Kuan	D21/759
7,500,924	B2 *	3/2009	Yokota	473/332
D628,257	S *	11/2010	Albertsen et al.	D21/759
D630,278	S *	1/2011	Albertsen et al.	D21/759
D630,696	S *	1/2011	Albertsen et al.	D21/759
D631,119	S *	1/2011	Albertsen et al.	D21/759
8,235,844	B2 *	8/2012	Albertsen et al.	473/345



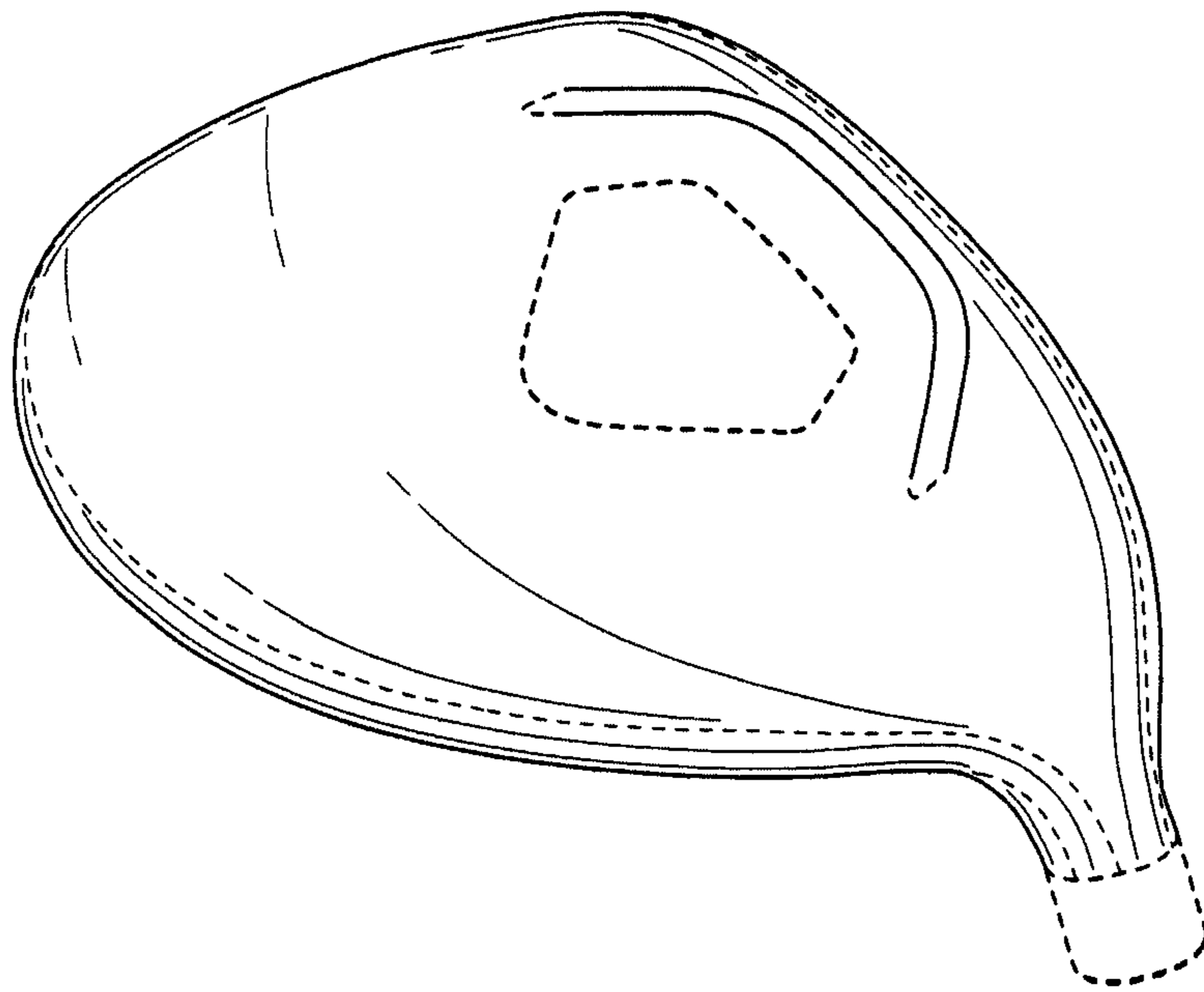


FIG. 1

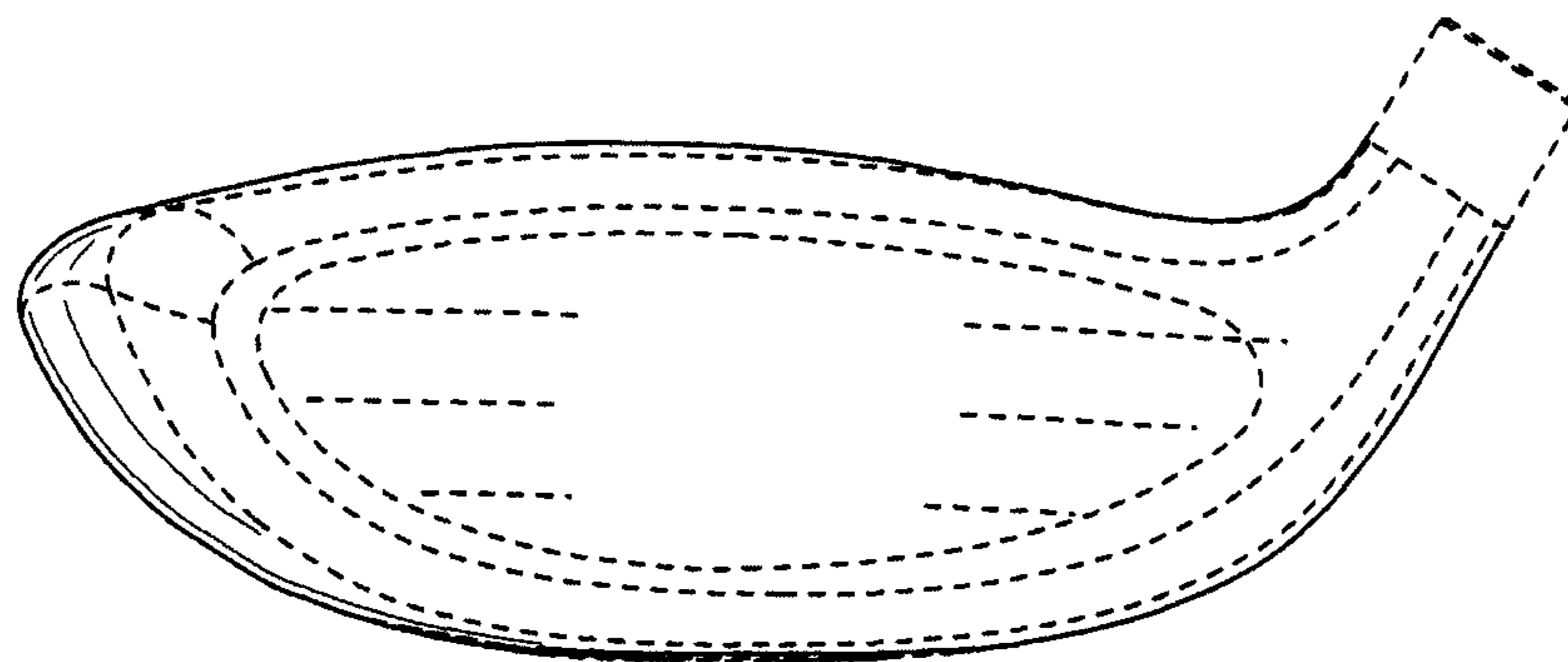


FIG. 2

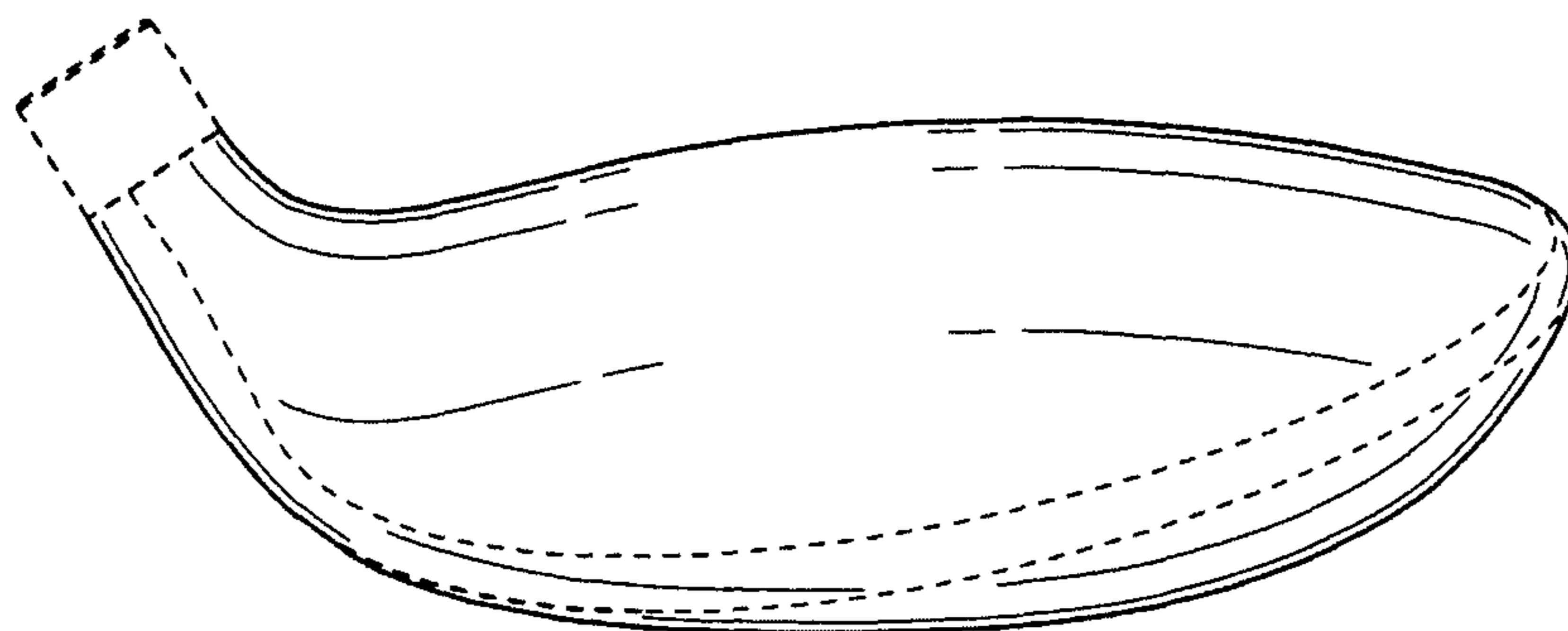


FIG. 3

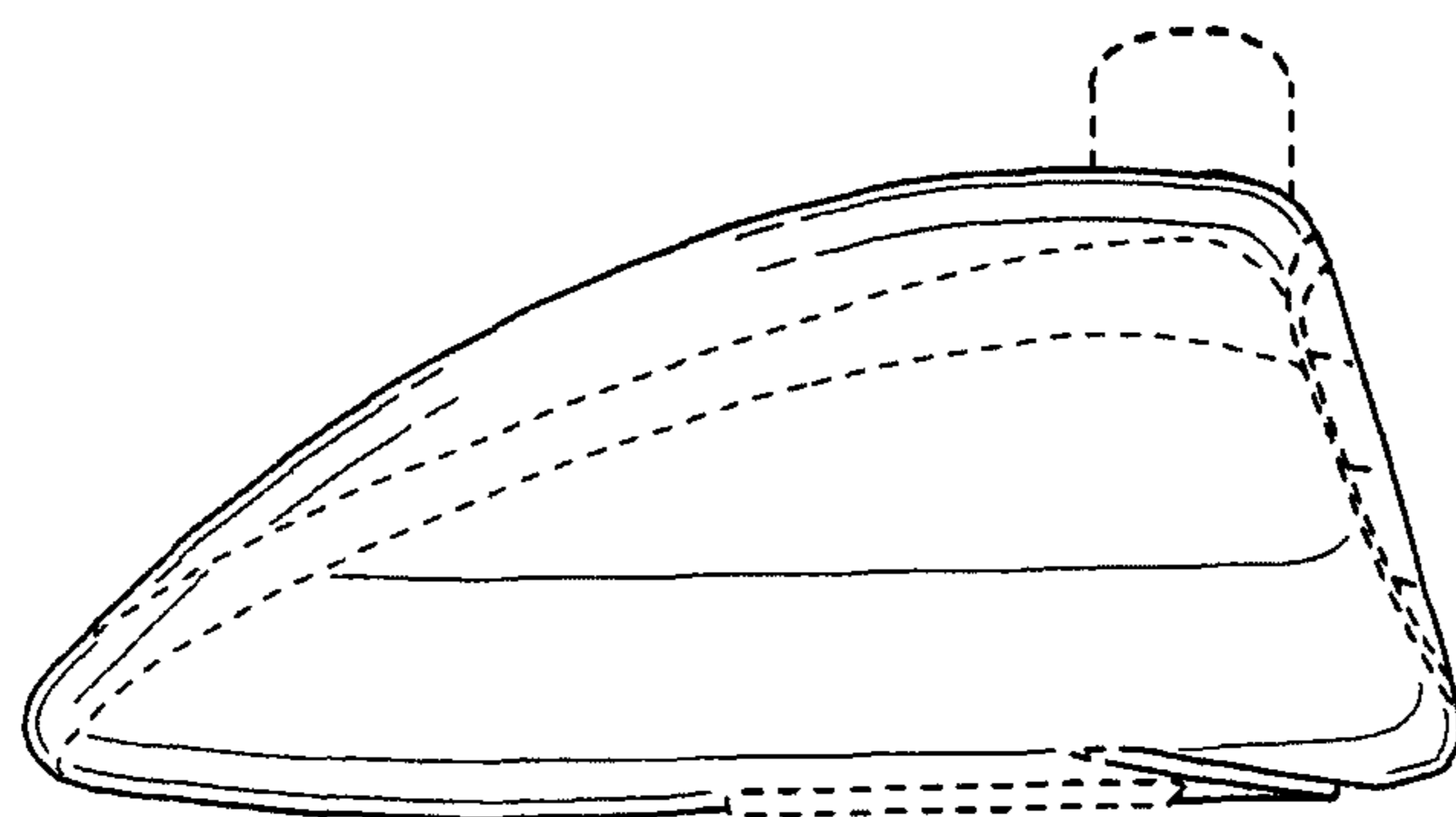


FIG. 4

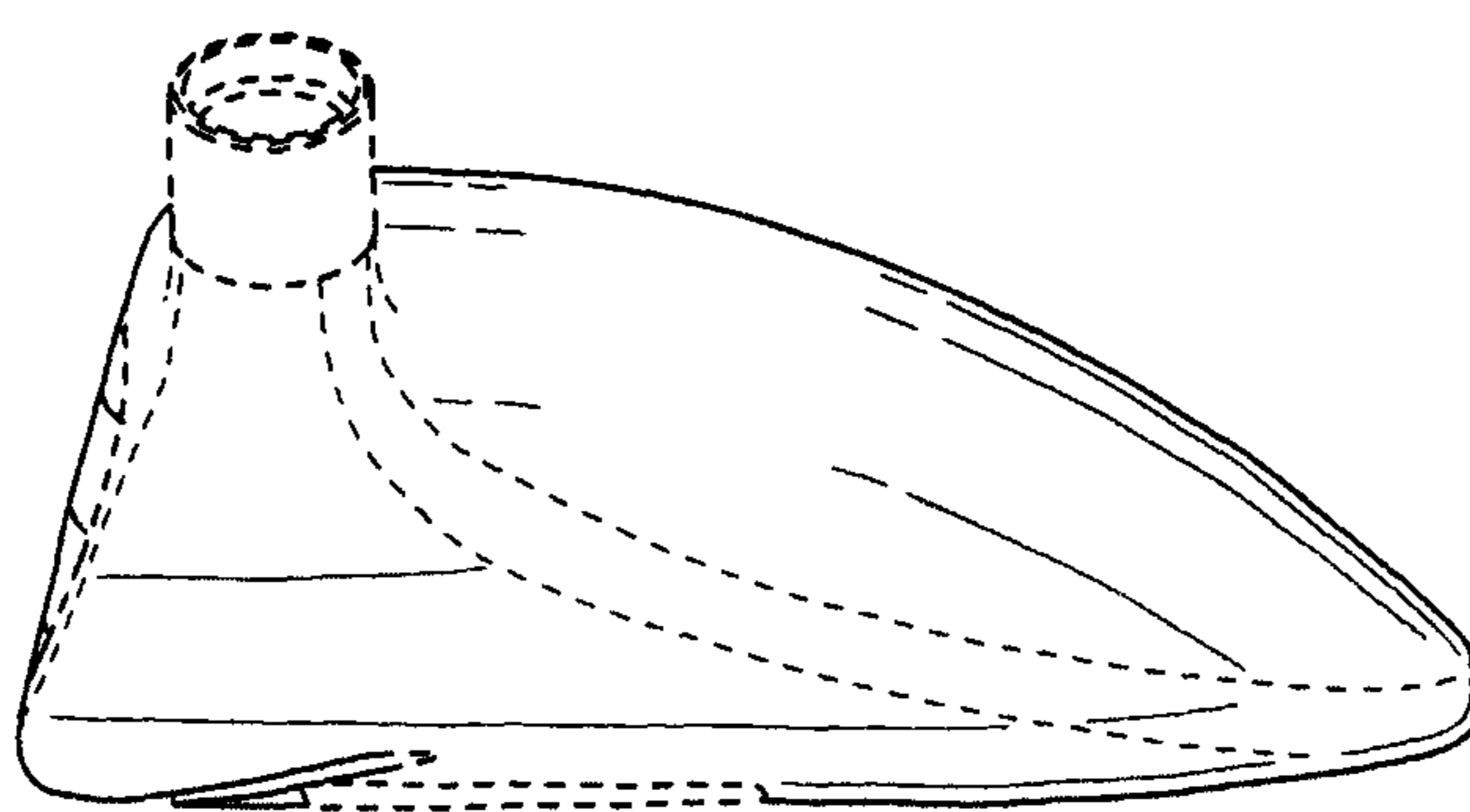


FIG. 5

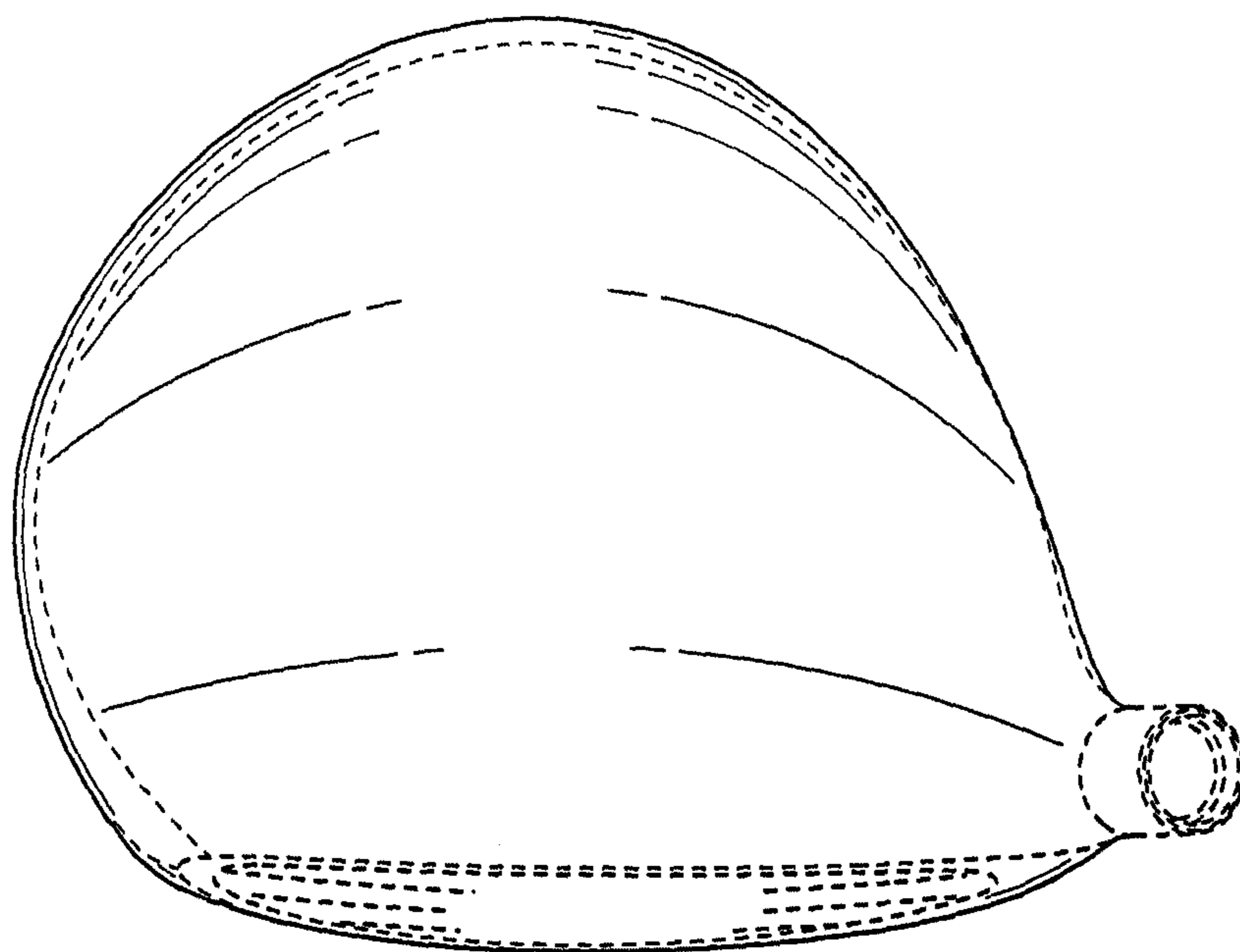


FIG. 6

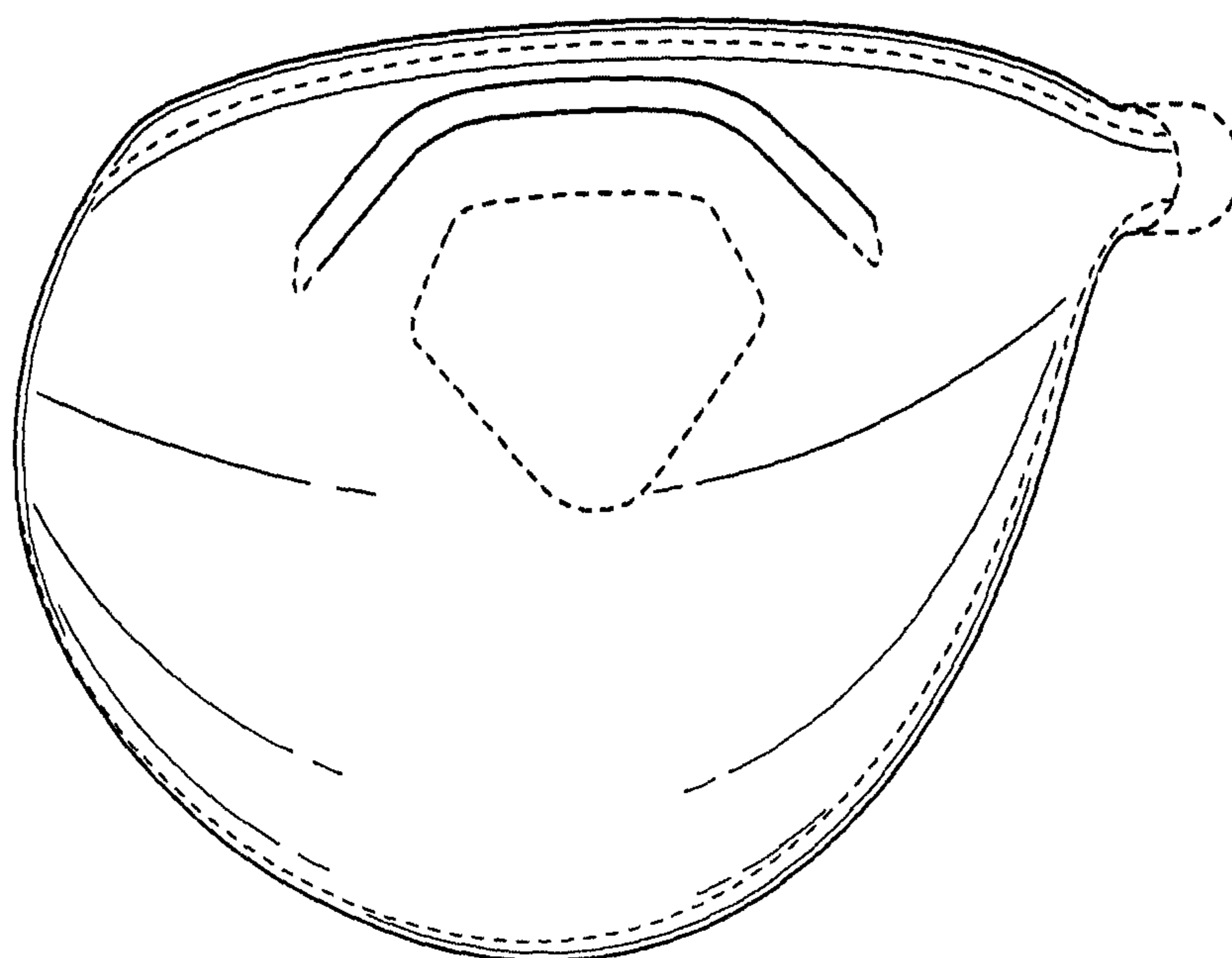


FIG. 7