

US00D722113S

(12) **United States Design Patent**
Knight

(10) **Patent No.:** **US D722,113 S**

(45) **Date of Patent:** **** Feb. 3, 2015**

(54) **VENDING MACHINE CONTAINER FOR MOBILE PHONE ACCESSORIES**

(71) Applicant: **Erik J. Knight**, Phoenix, AZ (US)

(72) Inventor: **Erik J. Knight**, Phoenix, AZ (US)

(**) Term: **14 Years**

(21) Appl. No.: **29/451,833**

(22) Filed: **Apr. 9, 2013**

(51) **LOC (10) Cl.** **20-01**

(52) **U.S. Cl.**
USPC **D20/8**

(58) **Field of Classification Search**

CPC G07F 9/02; G07F 9/026; G07F 9/10;
G07F 11/00; G07F 11/06; G07F 11/10;
G07F 11/165; G07F 11/24; G07F 11/62;
A47F 5/16; B65B 25/00; B65B 25/20; B65D
3/04; B65D 3/12; B65D 81/07; B65D 85/00;
B65D 85/02; B65D 85/04; B65D 85/18;
B65D 85/20; B65D 85/50; B65G 51/00
USPC D20/1-9; D9/418, 428, 500, 501, 504,
D9/675, 715, 772, 757; 53/438; 206/278,
206/314, 423, 739; 211/183; 229/93; 221/3,
221/6, 12, 13, 1, 10, 124, 140, 150 R, 150 A,
221/150 HC, 155, 156, 159, 190, 231, 311
See application file for complete search history.

(56) **References Cited**

U.S. PATENT DOCUMENTS

D23,548 S * 8/1894 Low D9/772
D24,426 S * 6/1895 Ferree D20/8
3,127,011 A * 3/1964 Weddle 206/423
3,506,216 A * 4/1970 Delamater 406/188

D289,143 S * 4/1987 Guillaume D9/501
5,221,004 A * 6/1993 Murphy 206/314
D468,636 S * 1/2003 Weinstein et al. D9/418
D494,856 S * 8/2004 Hillard D9/715
D587,762 S * 3/2009 Zeyfang D20/42
D596,024 S * 7/2009 Fraguada McCoy et al. . D9/428
7,721,888 B2 * 5/2010 Elfezouaty 206/423
D636,275 S * 4/2011 Stapleton D9/757
D654,374 S * 2/2012 Lauder D9/715
D671,837 S * 12/2012 Rosenberg D9/504
2014/0330682 A1 * 11/2014 Knight 705/27.1
2014/0330683 A1 * 11/2014 Knight 705/27.1

* cited by examiner

Primary Examiner — Mary Ann Calabrese

(74) *Attorney, Agent, or Firm* — Mark V. Loen

(57) **CLAIM**

The ornamental design for a vending machine container for mobile phone accessories, as shown and described.

DESCRIPTION


FIG. 1 is a vending machine container for mobile phone accessories shown as an isometric view made from a transparent material;

FIG. 2 is an exploded view of FIG. 1, showing additional details of the parts of FIG. 1; and,

FIG. 3 shows a vending machine container for mobile phone accessories in actual use with a mobile phone accessory inside the vending machine container.

The broken line shown in FIG. 2 is for the purpose of illustrating alignment of the exploded view, and which forms no part of the claimed design. The broken lines shown in FIG. 3 are for purposes of illustrating environmental structure associated with the claimed design in condition of use, and which forms no part of the claimed design.

1 Claim, 3 Drawing Sheets






FIG. 1

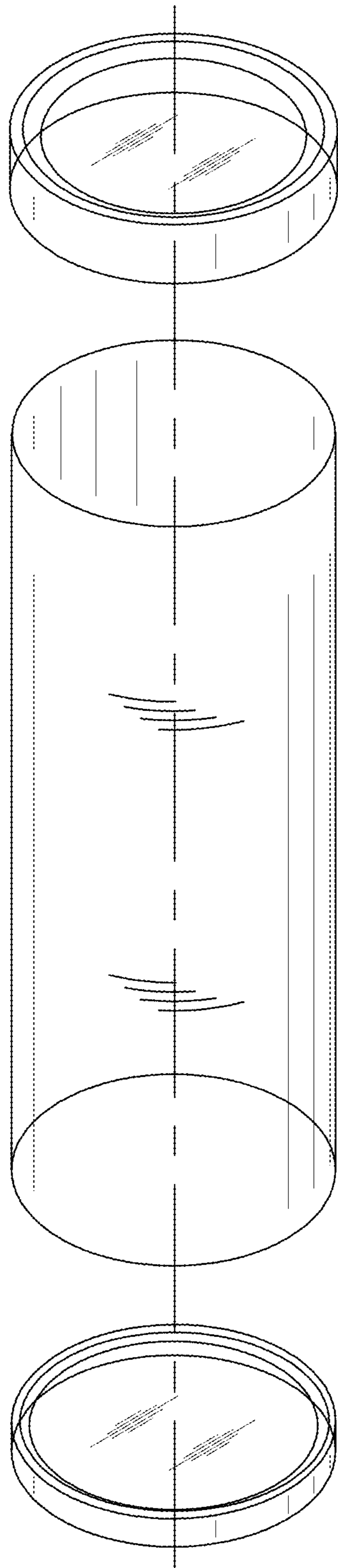


FIG. 2

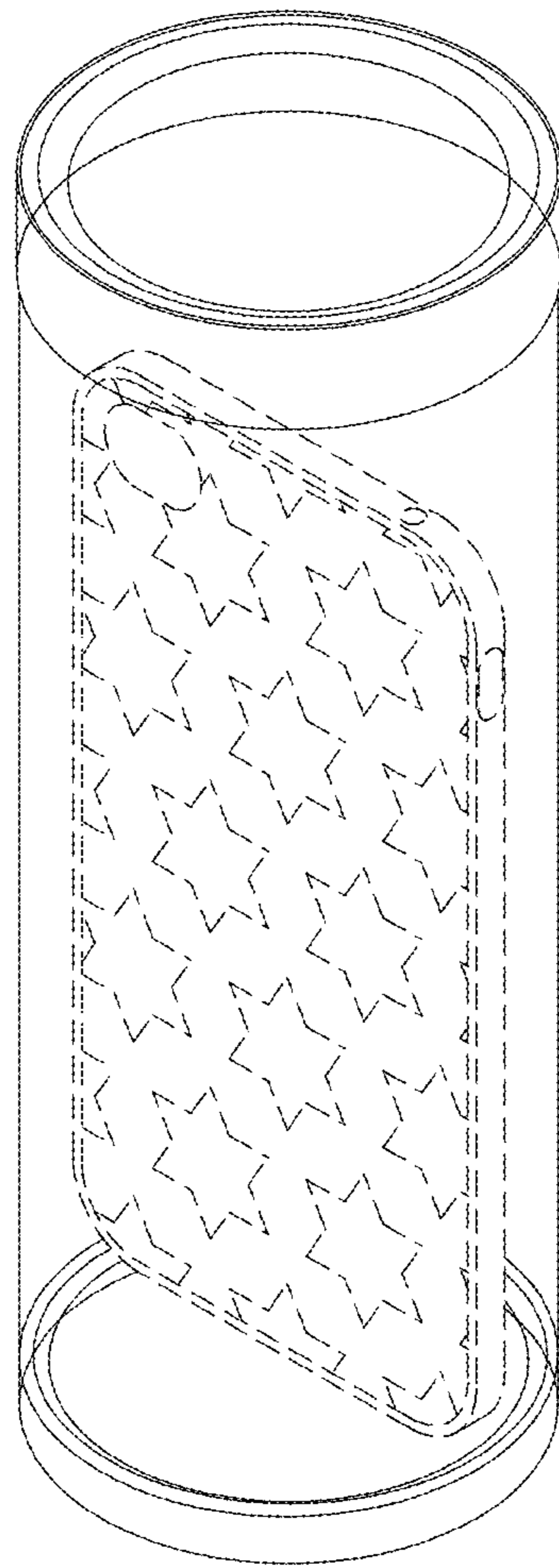


FIG. 3