



US00D722106S

(12) **United States Design Patent**
Forbes

(10) **Patent No.:** **US D722,106 S**
(45) **Date of Patent:** **** Feb. 3, 2015**

(54) **GUITAR**

(71) Applicant: **David Forbes**, Bellevue, WA (US)

(72) Inventor: **David Forbes**, Bellevue, WA (US)

(**) Term: **14 Years**

(21) Appl. No.: **29/473,294**

(22) Filed: **Nov. 20, 2013**

(51) **LOC (10) Cl.** **17-03**

(52) **U.S. Cl.**
USPC **D17/14**

(58) **Field of Classification Search**
USPC D17/14, 18-21, 99; 84/267, 290-293,
84/297 R, 298, 304, 307, 312 R, 314 R,
84/314 N, 455

See application file for complete search history.

(56) **References Cited**

U.S. PATENT DOCUMENTS

D335,890 S	5/1993	Riboloff	
D422,015 S	3/2000	Steinberg	
D467,263 S	12/2002	Meeker	
D539,835 S *	4/2007	Brugal	D17/20
D582,468 S *	12/2008	Rischke	D17/14
D606,594 S *	12/2009	Guinchard et al.	D21/324
D617,827 S *	6/2010	Peavey et al.	D17/14
D641,035 S *	7/2011	Opatik	D17/14
D667,485 S *	9/2012	Nixon	D17/14

D674,000 S	1/2013	Barbal	
D674,837 S *	1/2013	Metivier	D17/14
D688,297 S	8/2013	Graham	
D710,436 S *	8/2014	Claypool	D17/14
2014/0345441 A1 *	11/2014	Ostosh	84/723

* cited by examiner

Primary Examiner — Rashida Johnson

(74) *Attorney, Agent, or Firm* — Cicero Patent Services, PLLC

(57) **CLAIM**


The ornamental design for a guitar, as shown and described.

DESCRIPTION

FIG. 1 is a front perspective view of a guitar, showing a first embodiment of my new design;
FIG. 2 is a front view of the guitar;
FIG. 3 is a side view thereof;
FIG. 4 is a bottom view thereof;
FIG. 5 is a front perspective view of a guitar, showing a second embodiment of my design;
FIG. 6 is a front view of the guitar;
FIG. 7 is a side view thereof; and,
FIG. 8 is a bottom view thereof.

The broken lines in the figures are shown for illustrative purposes only and form no part of the claimed design.

1 Claim, 6 Drawing Sheets



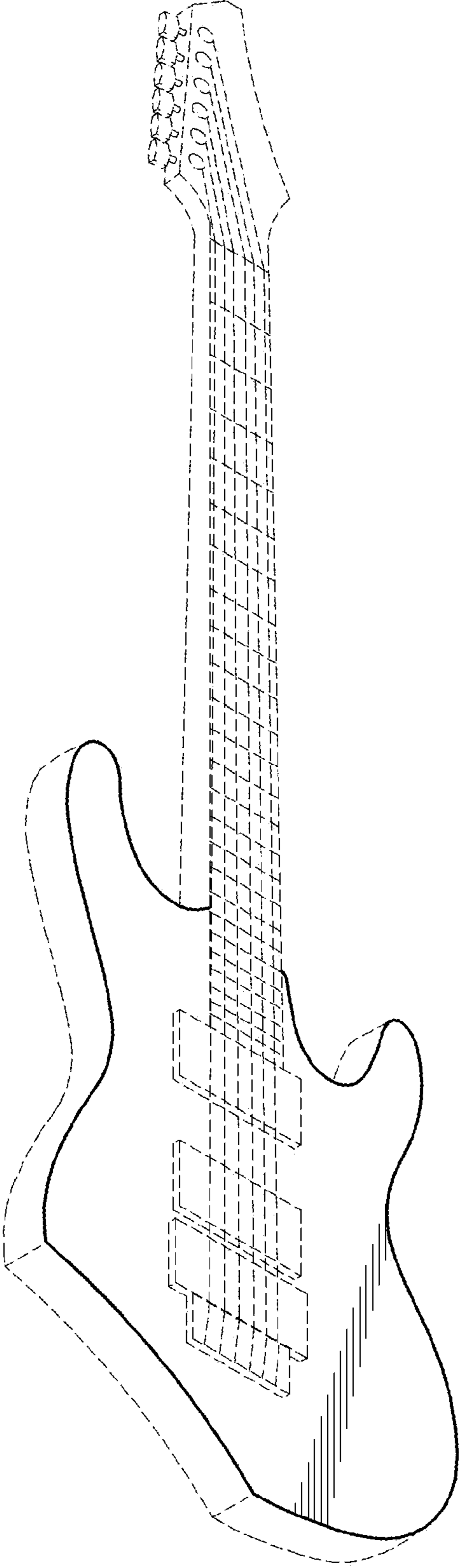


FIG. 1

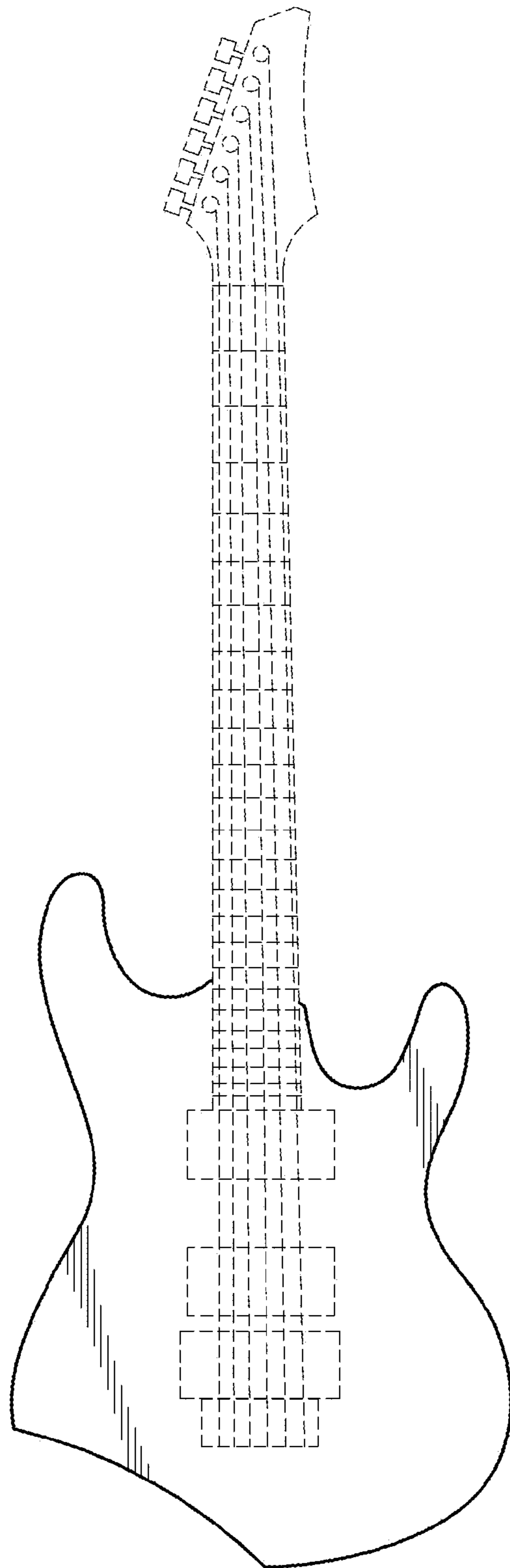


FIG. 2

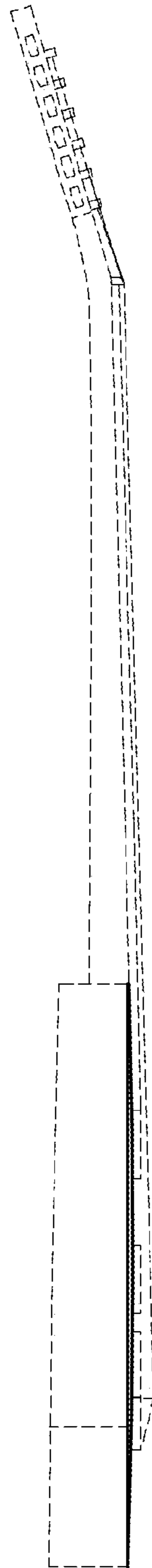


FIG. 3

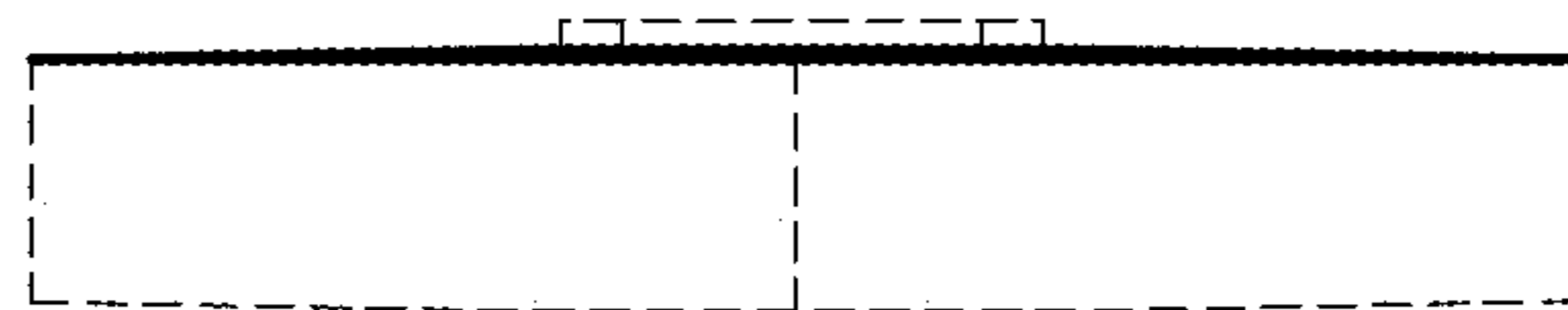


FIG. 4

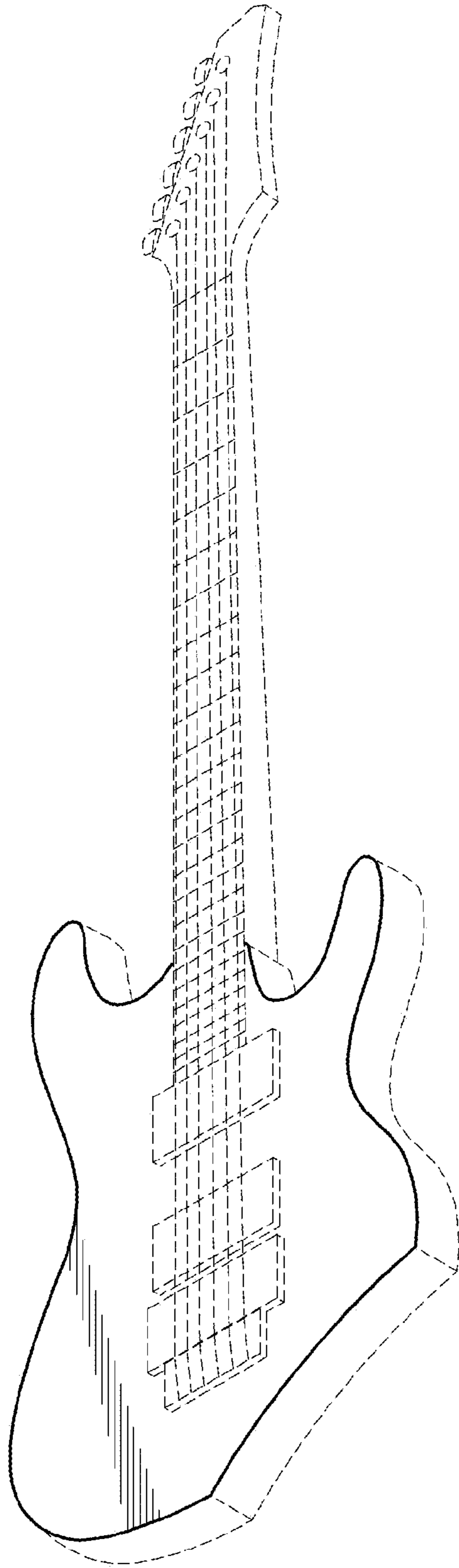


FIG. 5

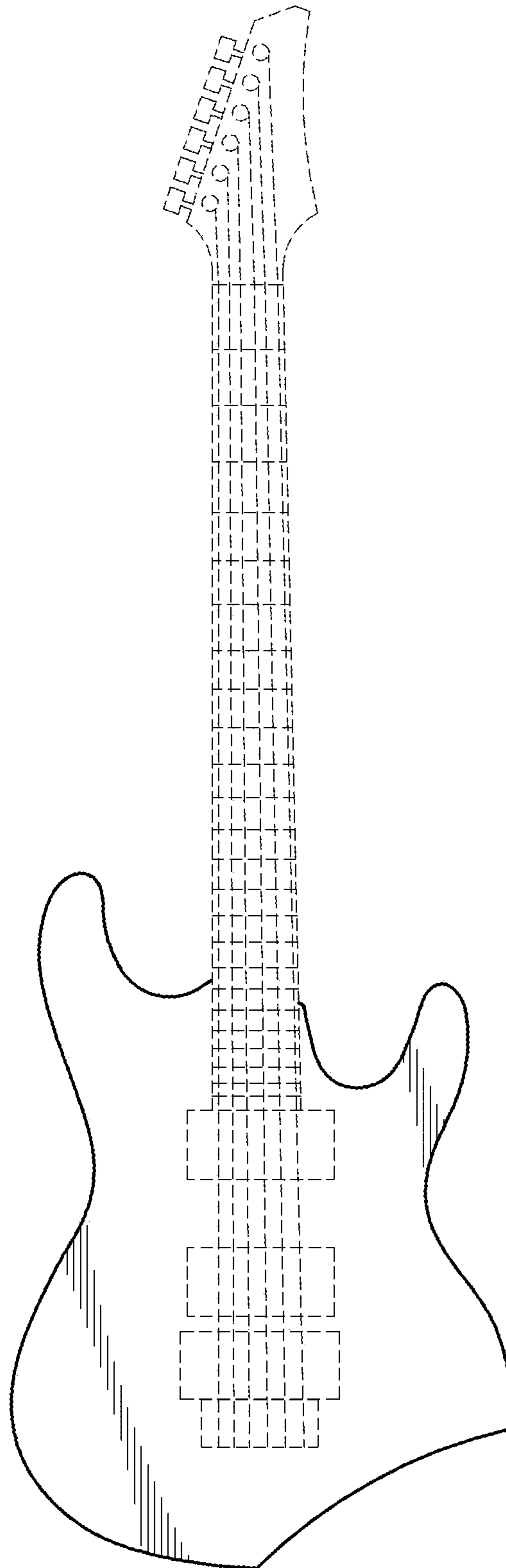


FIG. 6




FIG. 7

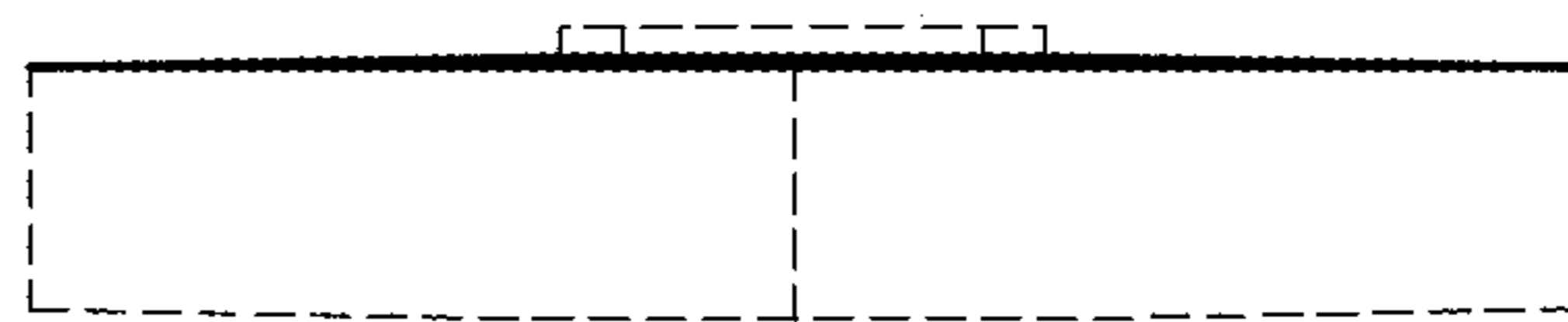


FIG. 8