



US00D722070S

(12) **United States Design Patent**  
**Ouilhet**

(10) **Patent No.:** **US D722,070 S**

(45) **Date of Patent:** **\*\* Feb. 3, 2015**

(54) **DISPLAY SCREEN WITH A TRANSITIONAL GRAPHICAL INTERFACE**

2012/0023453 A1\* 1/2012 Wagner ..... 715/848  
2012/0102403 A1\* 4/2012 Pennington et al. .... 715/719  
2012/0159364 A1\* 6/2012 Hyun ..... 715/766

(75) Inventor: **Hector Ouilhet**, Tokyo (JP)

FOREIGN PATENT DOCUMENTS

(73) Assignee: **Google Inc.**, Mountain View, CA (US)

WO WO 01/07996 A1 1/2001

(\*\*) Term: **14 Years**

\* cited by examiner

(21) Appl. No.: **29/419,005**

*Primary Examiner* — Ian Simmons

(22) Filed: **Apr. 24, 2012**

*Assistant Examiner* — Richelle G Shelton

(51) **LOC (10) Cl.** ..... **14-04**

(74) *Attorney, Agent, or Firm* — Marshall, Gerstein & Borun LLP

(52) **U.S. Cl.**

USPC ..... **D14/486**

(57) **CLAIM**

(58) **Field of Classification Search**

CPC ..... G06F 3/048

USPC ..... D14/485–495; 715/700–867, 961–978

See application file for complete search history.

The ornamental design for a display screen with a transitional graphical interface, as shown and described.

**DESCRIPTION**

(56) **References Cited**

U.S. PATENT DOCUMENTS

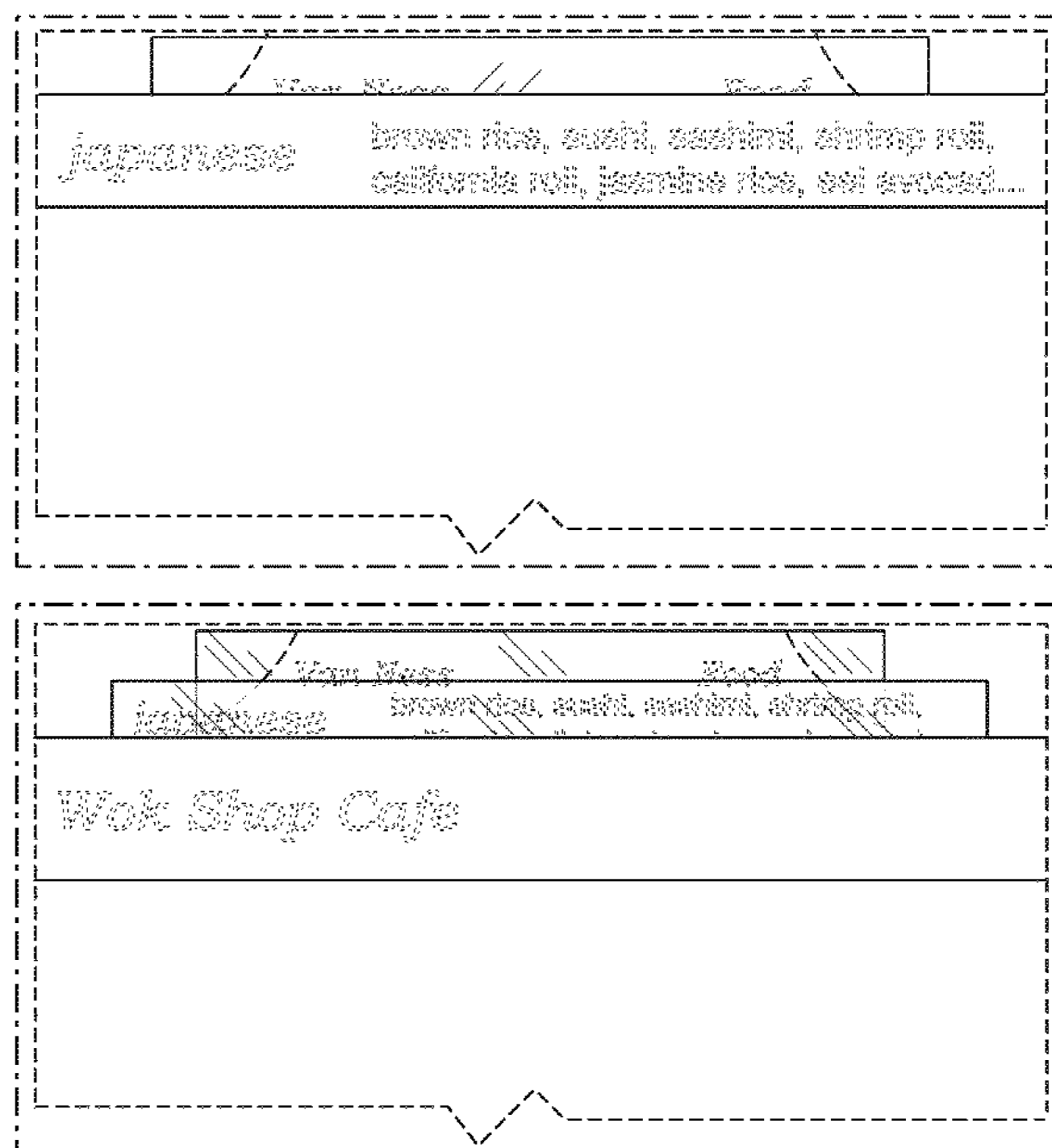
5,548,706	A *	8/1996	Koizumi et al. ....	715/255
D461,821	S *	8/2002	Lindsay et al. ....	D14/487
D582,932	S *	12/2008	Blankenship et al. ....	D14/485
D599,366	S *	9/2009	Brown et al. ....	D14/485
D599,371	S *	9/2009	Brown et al. ....	D14/485
D608,365	S *	1/2010	Walsh et al. ....	D14/485
D611,485	S *	3/2010	Marashi .....	D14/485
D617,339	S *	6/2010	Ording et al. ....	D14/489
7,747,968	B2 *	6/2010	Brodersen et al. ....	715/821
D624,927	S *	10/2010	Allen et al. ....	D14/486
2009/0300511	A1 *	12/2009	Behar et al. ....	715/745
2010/0095240	A1	4/2010	Shiplacoff et al.	
2010/0153844	A1	6/2010	Hwang et al.	
2010/0211872	A1 *	8/2010	Rolston et al. ....	715/702
2011/0154201	A1 *	6/2011	Nakanishi .....	715/716
2011/0291945	A1 *	12/2011	Ewing et al. ....	345/173
2011/0302502	A1 *	12/2011	Hart et al. ....	715/747

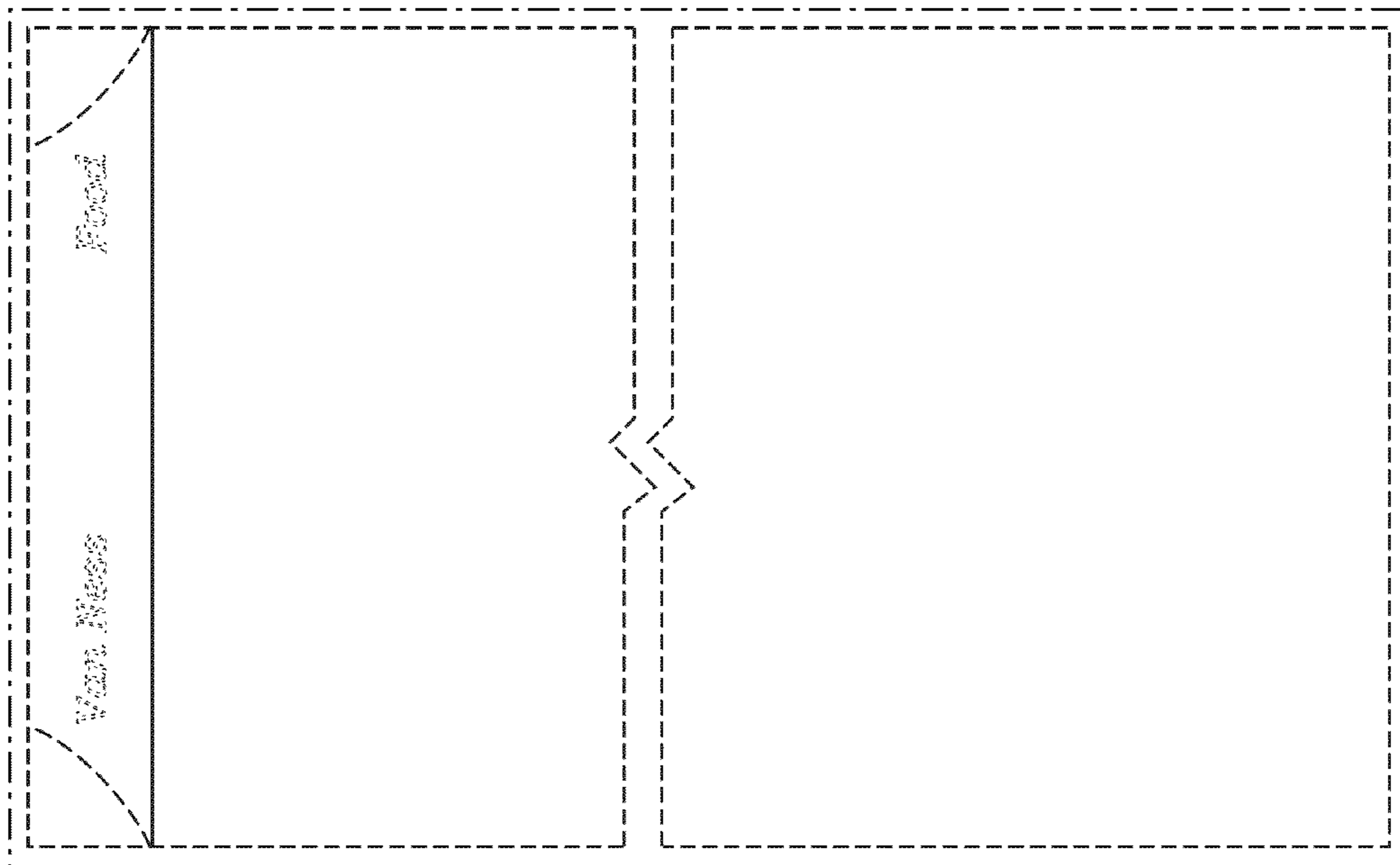
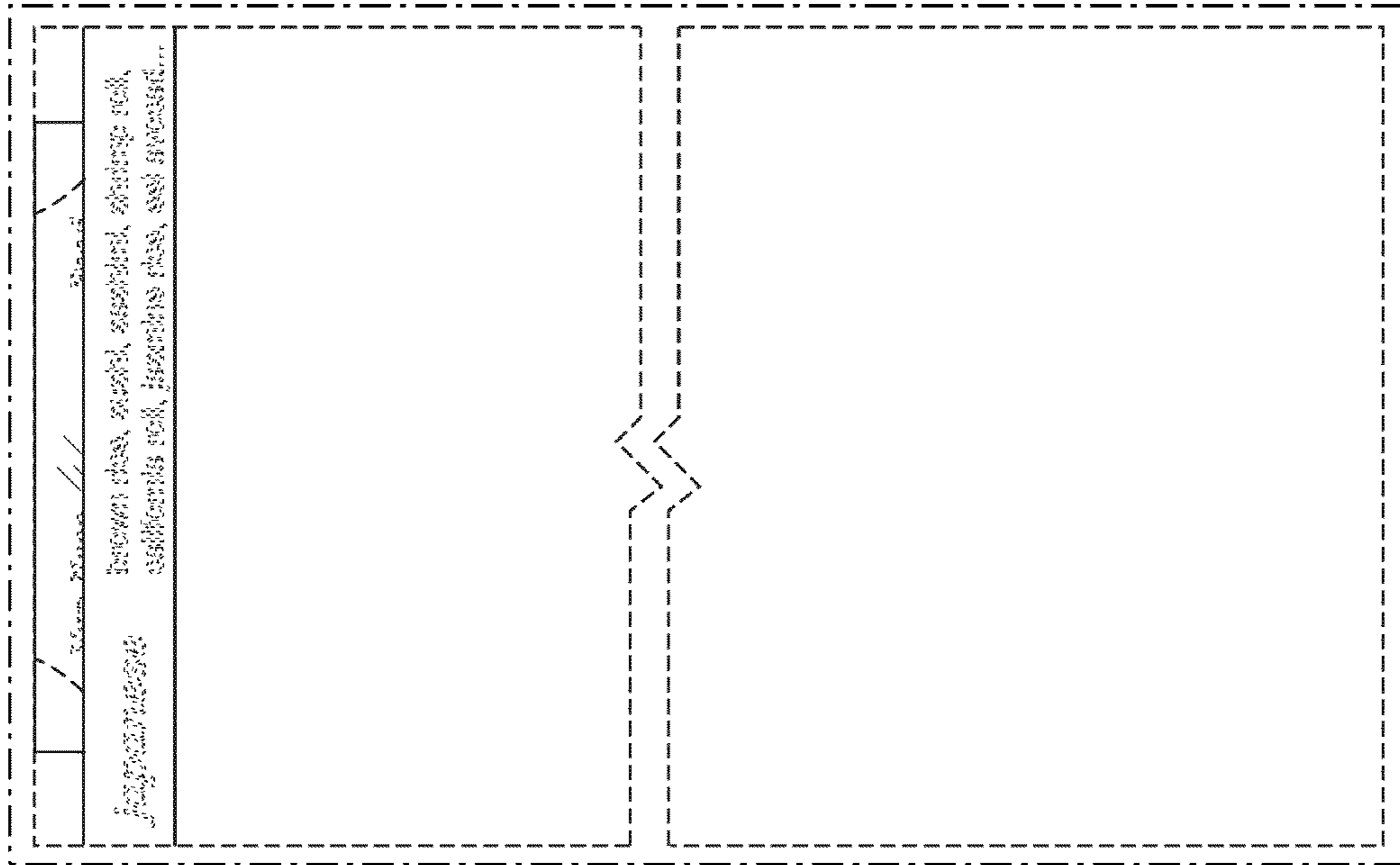
FIG. 1 is a front view of a display screen with a transitional graphical user interface showing my new design; FIG. 2 is a front view of a second image thereof; FIG. 3 is a front view of a third image thereof; FIG. 4 is an enlarged view of the top portion of the view of FIG. 2; and, FIG. 5 is an enlarged view of the top portion of the view of FIG. 3.

The long and short dashed broken line showing of a display screen forms no part of the claimed design. The remainder of the graphical user interface shown in broken line and forms no part of the claimed design.

The appearance of the transitional image sequentially transitions between the images shown in FIGS. 1-3. The process or period in which one image transitions to another image forms no part of the claimed design.

**1 Claim, 2 Drawing Sheets**





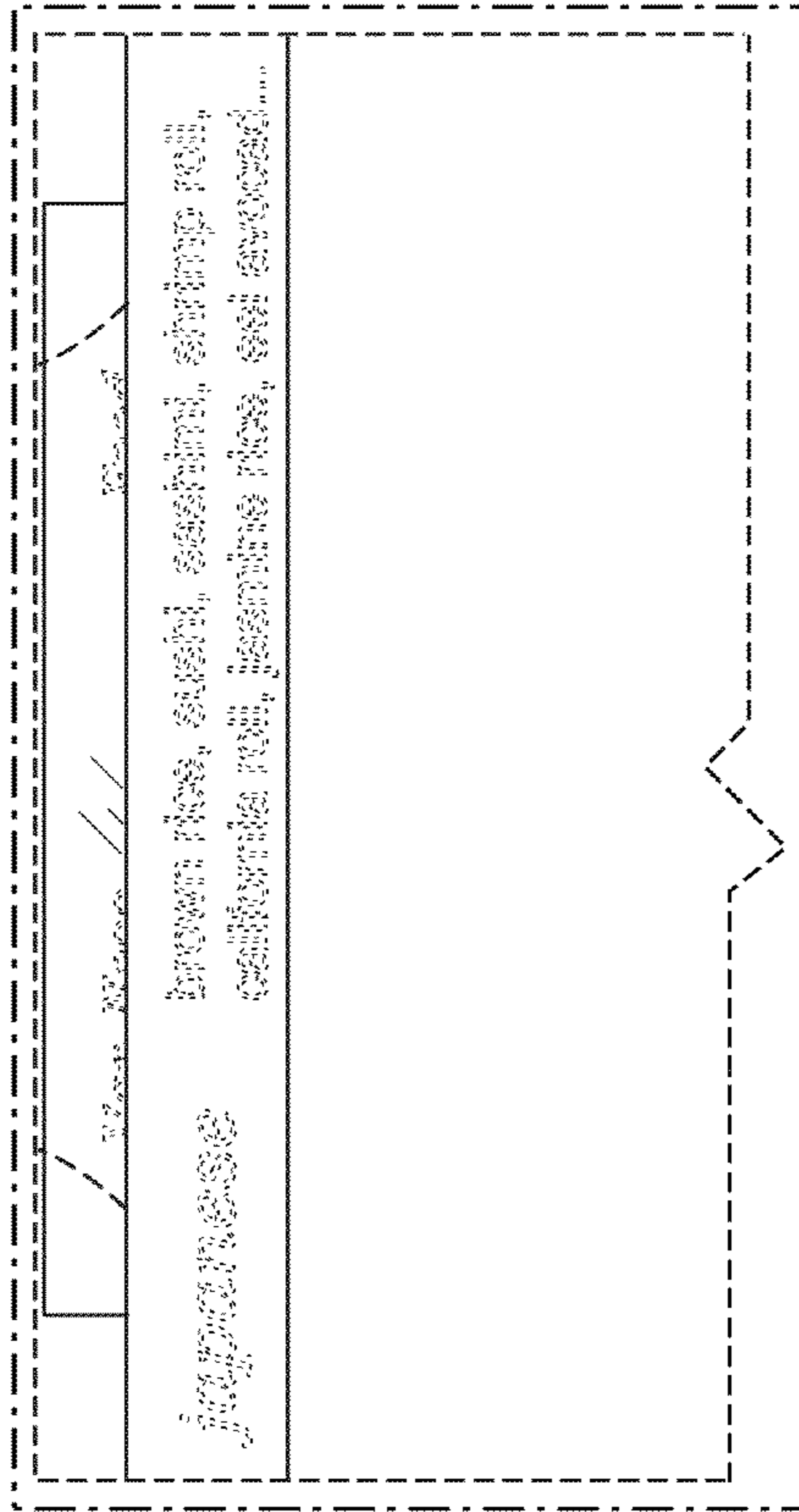


FIG. 4

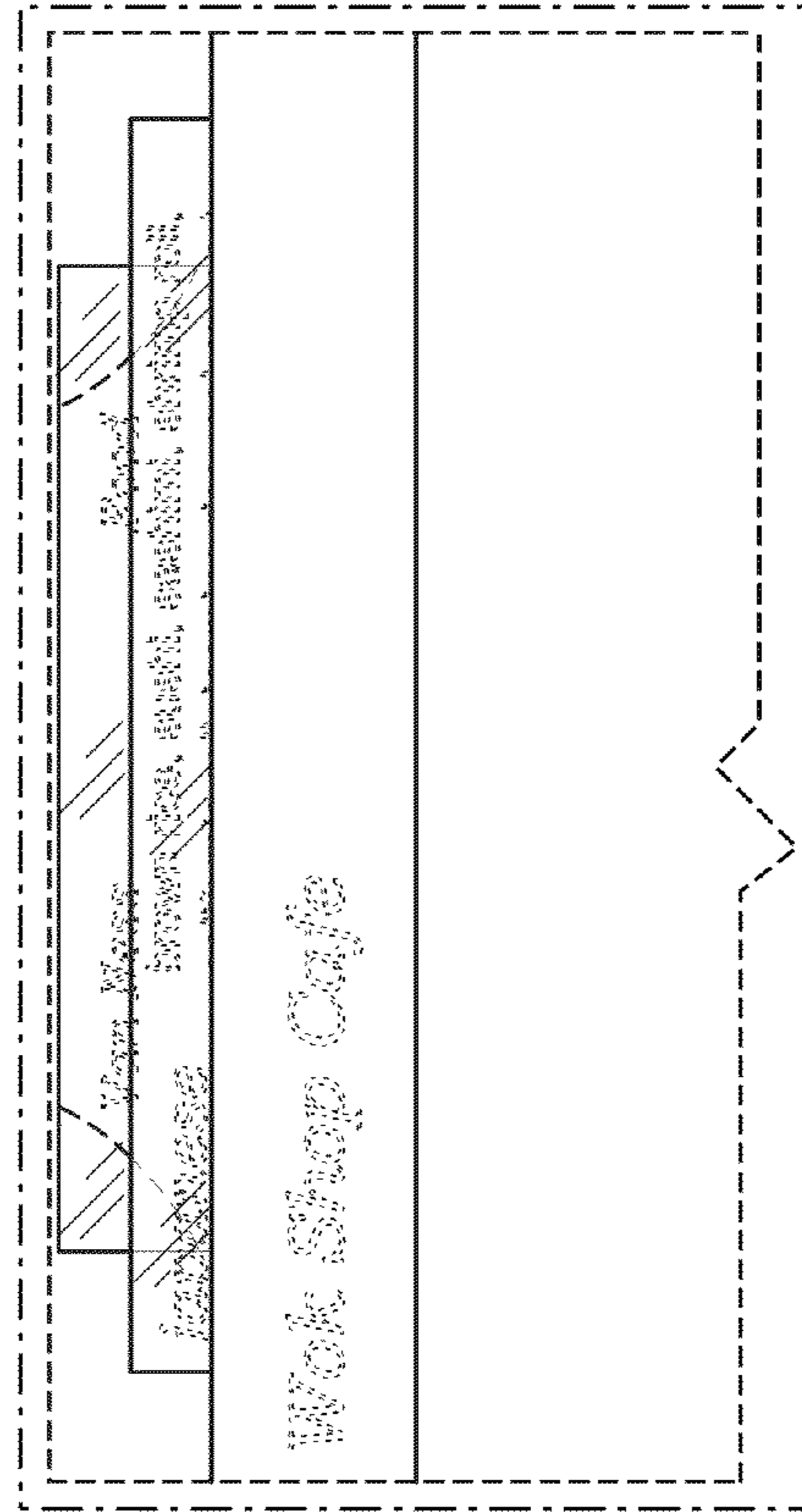


FIG. 5

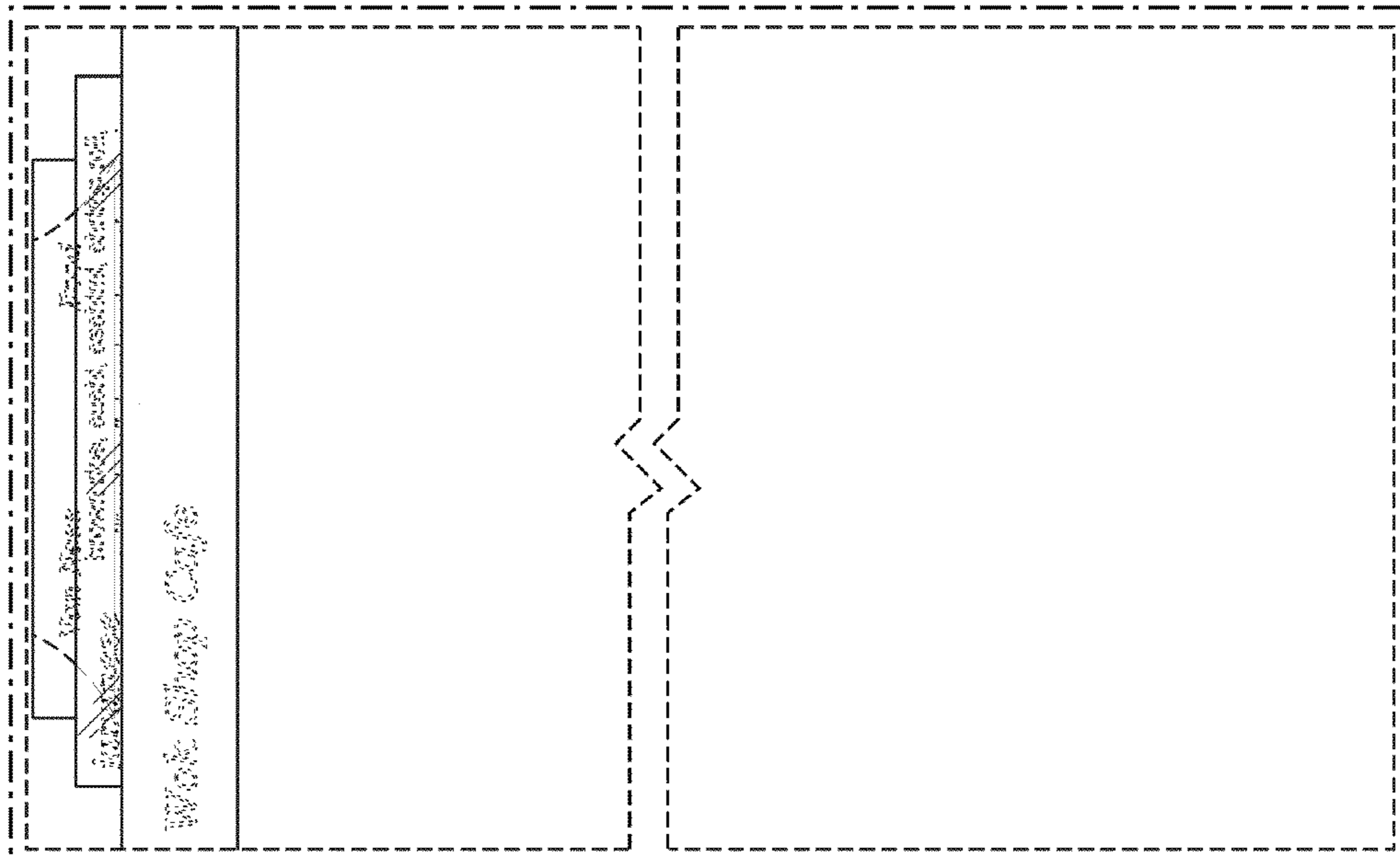


FIG. 3