

US00D722063S

(12) **United States Design Patent**
Zwerner et al.

(10) **Patent No.:** **US D722,063 S**
(45) **Date of Patent:** **** Feb. 3, 2015**

(54) **TABLET PLATFORM**

(71) Applicant: **Evernote Corporation**, Redwood City, CA (US)
(72) Inventors: **Jeffrey Zwerner**, San Francisco, CA (US); **Danielle Reid**, Redwood City, CA (US); **Eric Pfeiffer**, Oakland, CA (US); **John Barretto**, San Carlos, CA (US)
(73) Assignee: **Evernote Corporation**, Redwood City, CA (US)

(**) Term: **14 Years**

(21) Appl. No.: **29/495,613**

(22) Filed: **Jul. 2, 2014**

(51) **LOC (10) Cl.** **08-07**

(52) **U.S. Cl.**
USPC **D14/447**

(58) **Field of Classification Search**
USPC D14/447, 432, 434, 439, 440, 451, 452, D14/239, 251, 253, 217; D6/406.3, 406.4, D6/406.5; D3/218; D12/415; 248/917-924, 445, 447, 451, 455, 460, 248/150, 188.6, 176.1; 361/679.09, 679.21, 361/679.22, 679.26, 679.3, 679.55, 679.56

See application file for complete search history.

(56) **References Cited**

U.S. PATENT DOCUMENTS

D344,076 S *	2/1994	Zahabi	D14/447
D376,805 S *	12/1996	Johansson	D14/253
D453,155 S *	1/2002	Michel	D14/253
D616,431 S *	5/2010	Hijmans	D14/253
D618,692 S *	6/2010	Deutsch et al.	D14/447
D636,395 S *	4/2011	Anderson et al.	D14/434
D640,708 S *	6/2011	Lee	D14/447
D645,865 S *	9/2011	Diehl	D14/432
D647,881 S *	11/2011	Warner	D14/217
D658,170 S *	4/2012	Chen et al.	D14/253
D663,735 S *	7/2012	Musselman	D14/447
D677,260 S *	3/2013	Hong et al.	D14/447
D681,646 S *	5/2013	Ide	D14/447

* cited by examiner

Primary Examiner — Angela J Lee

(74) *Attorney, Agent, or Firm* — Muirhead and Saturnelli, LLC

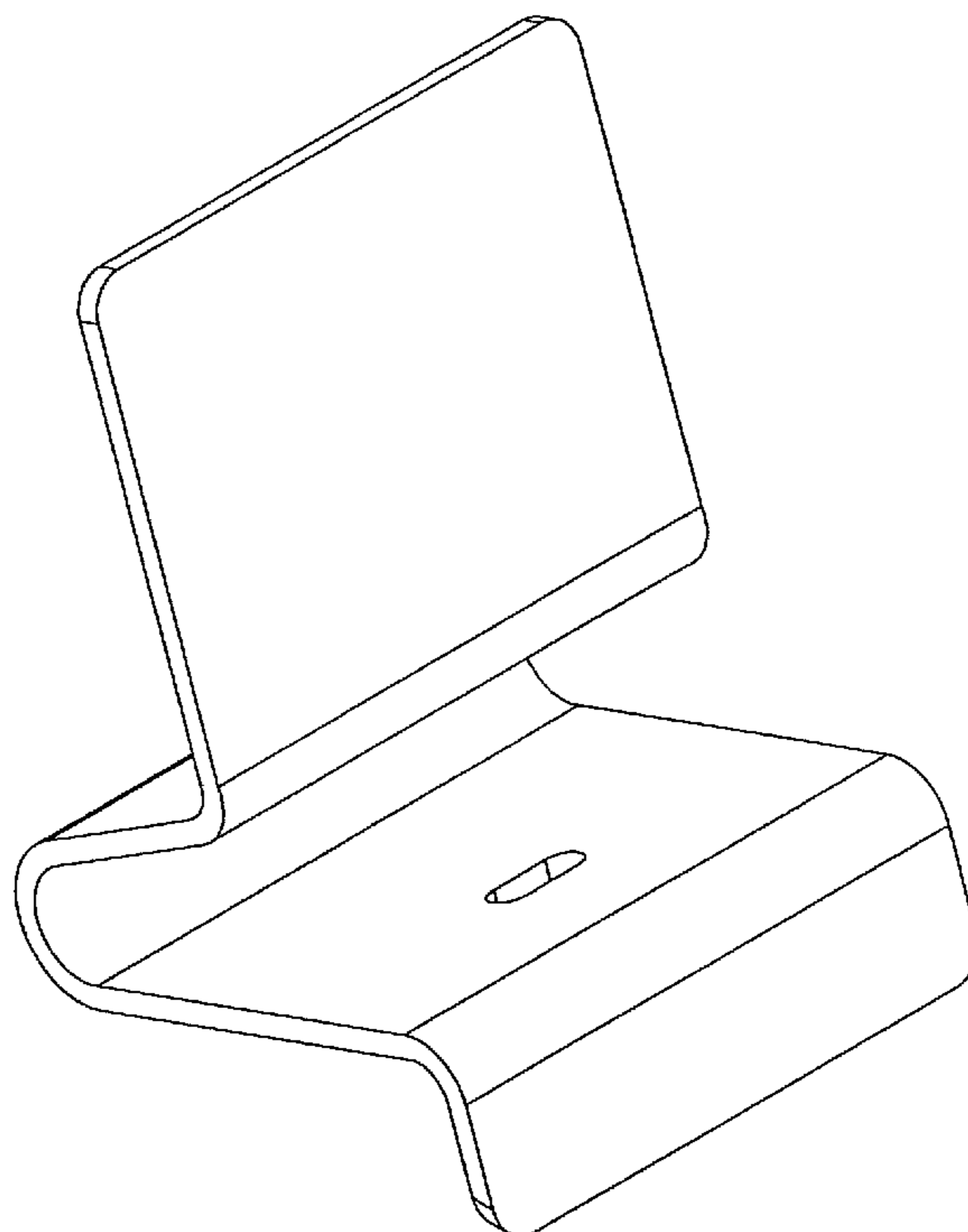
(57) **CLAIM**

The ornamental design for a tablet platform, as shown and described.

DESCRIPTION

FIG. 1 is a perspective view of the new design for a tablet platform.
FIG. 2 is a front elevational view thereof.
FIG. 3 is a right side elevational view thereof.
FIG. 4 is a rear elevational view thereof.
FIG. 5 is a left side elevational view thereof.
FIG. 6 is a top plan view thereof; and,
FIG. 7 is a bottom plan view thereof.

1 Claim, 7 Drawing Sheets



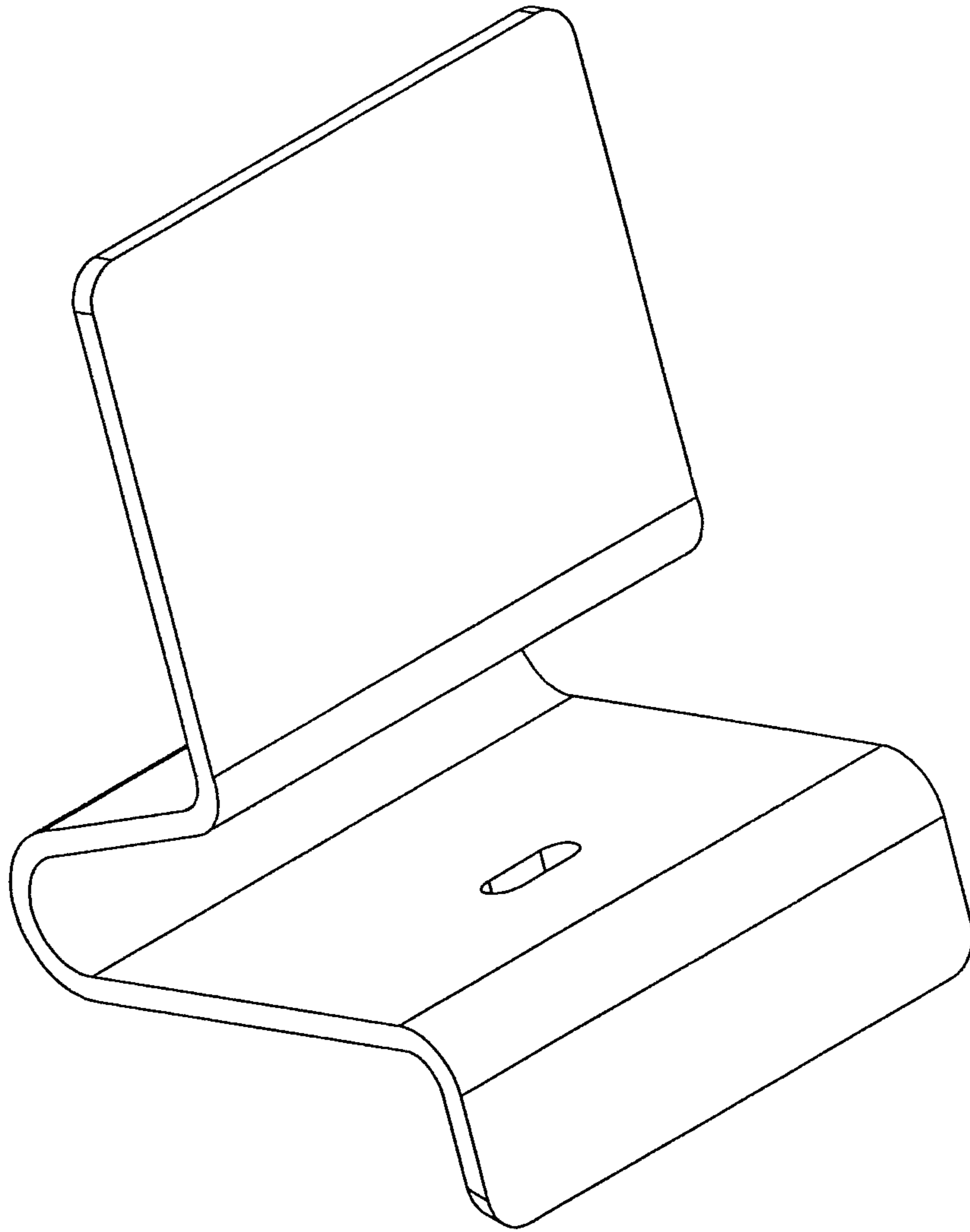


FIG. 1




FIG. 2

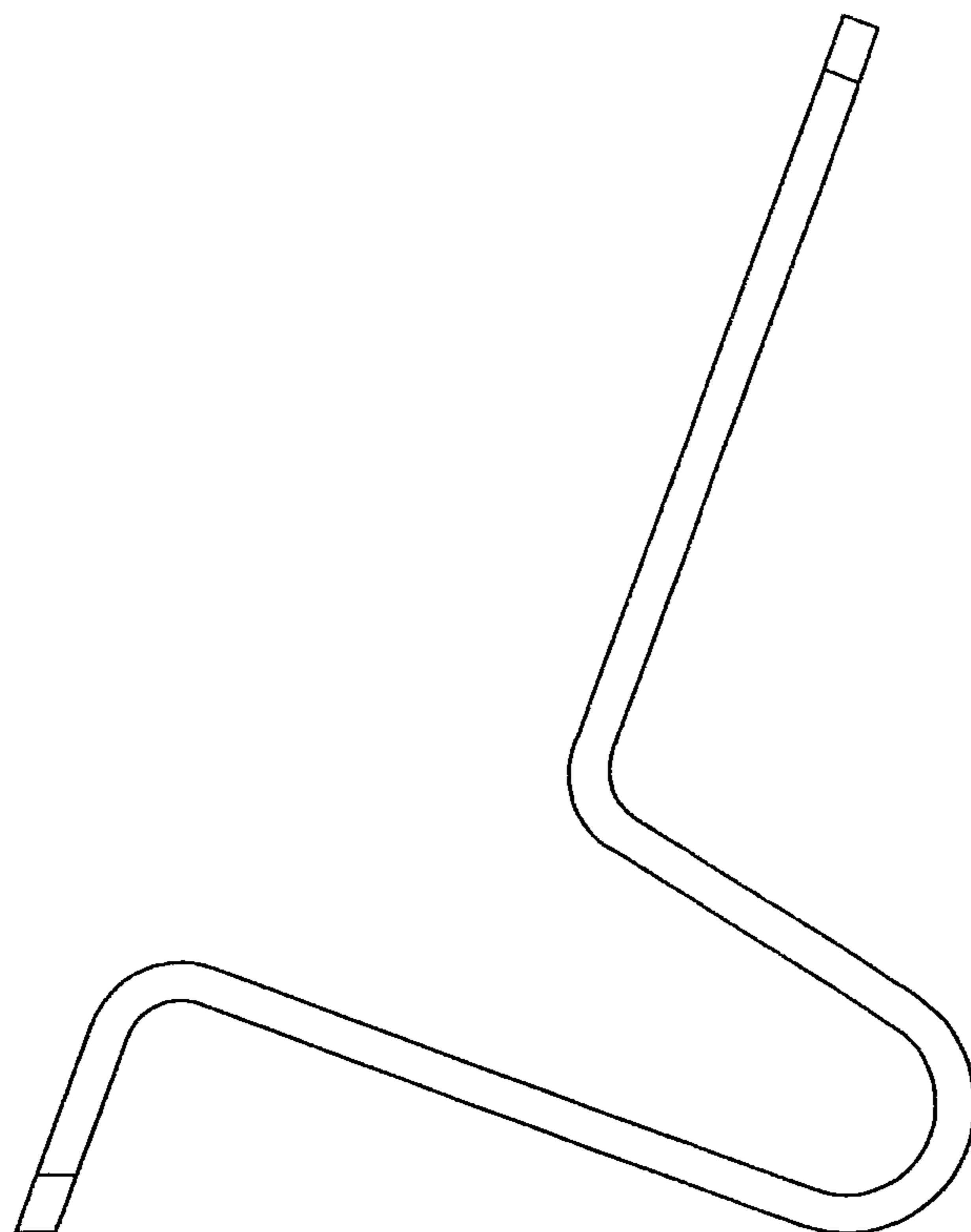


FIG. 3




FIG. 4

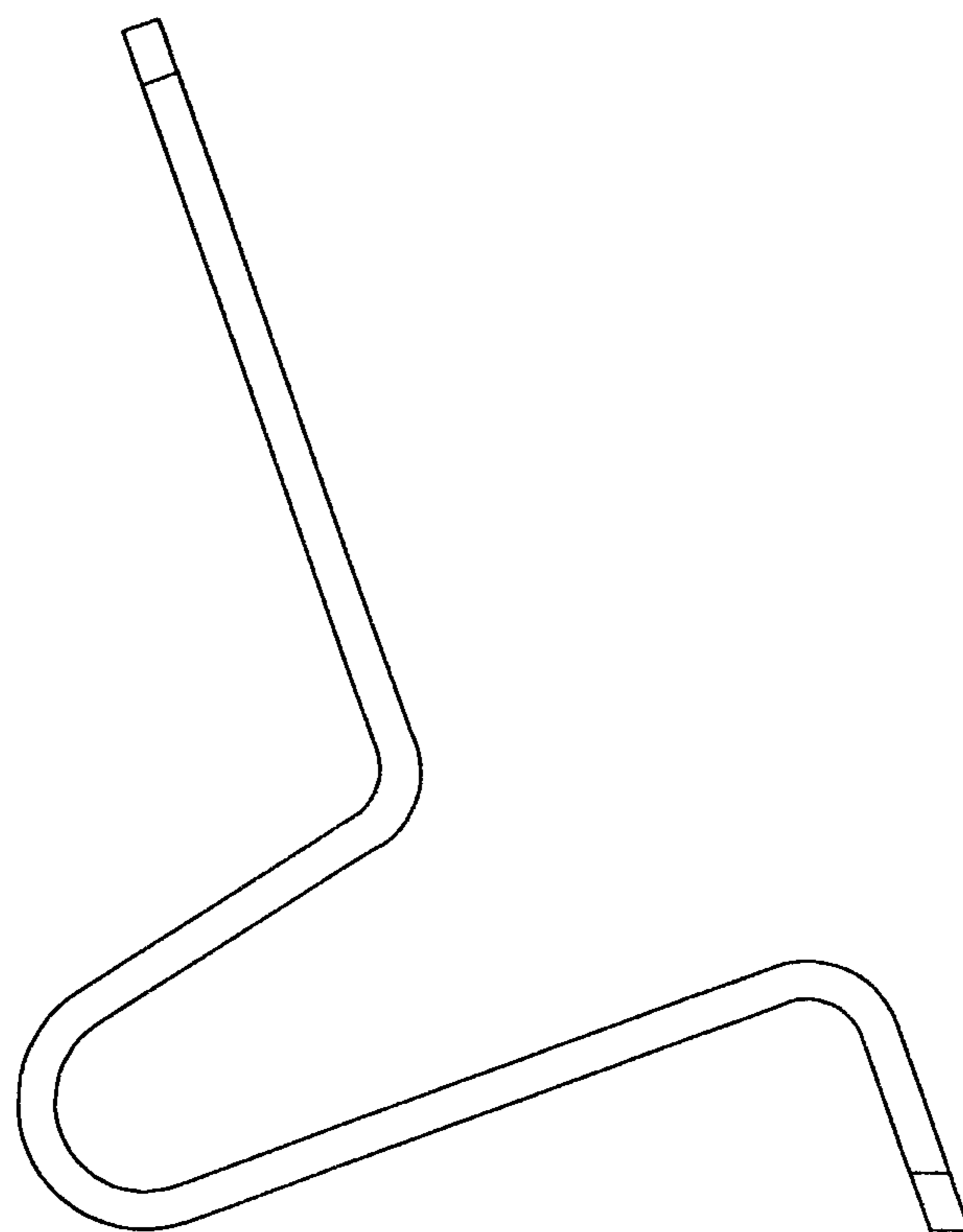


FIG. 5

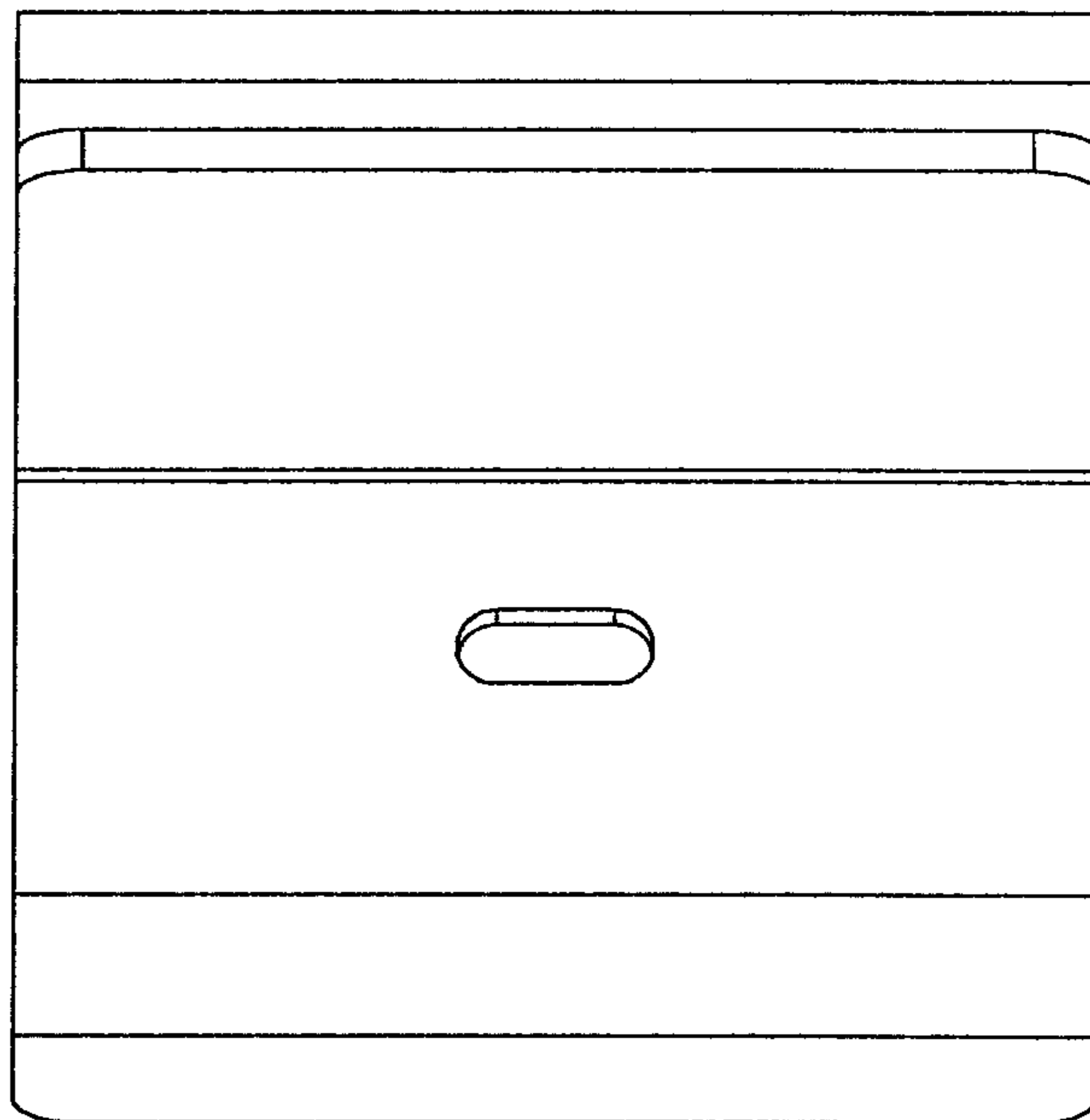


FIG. 6

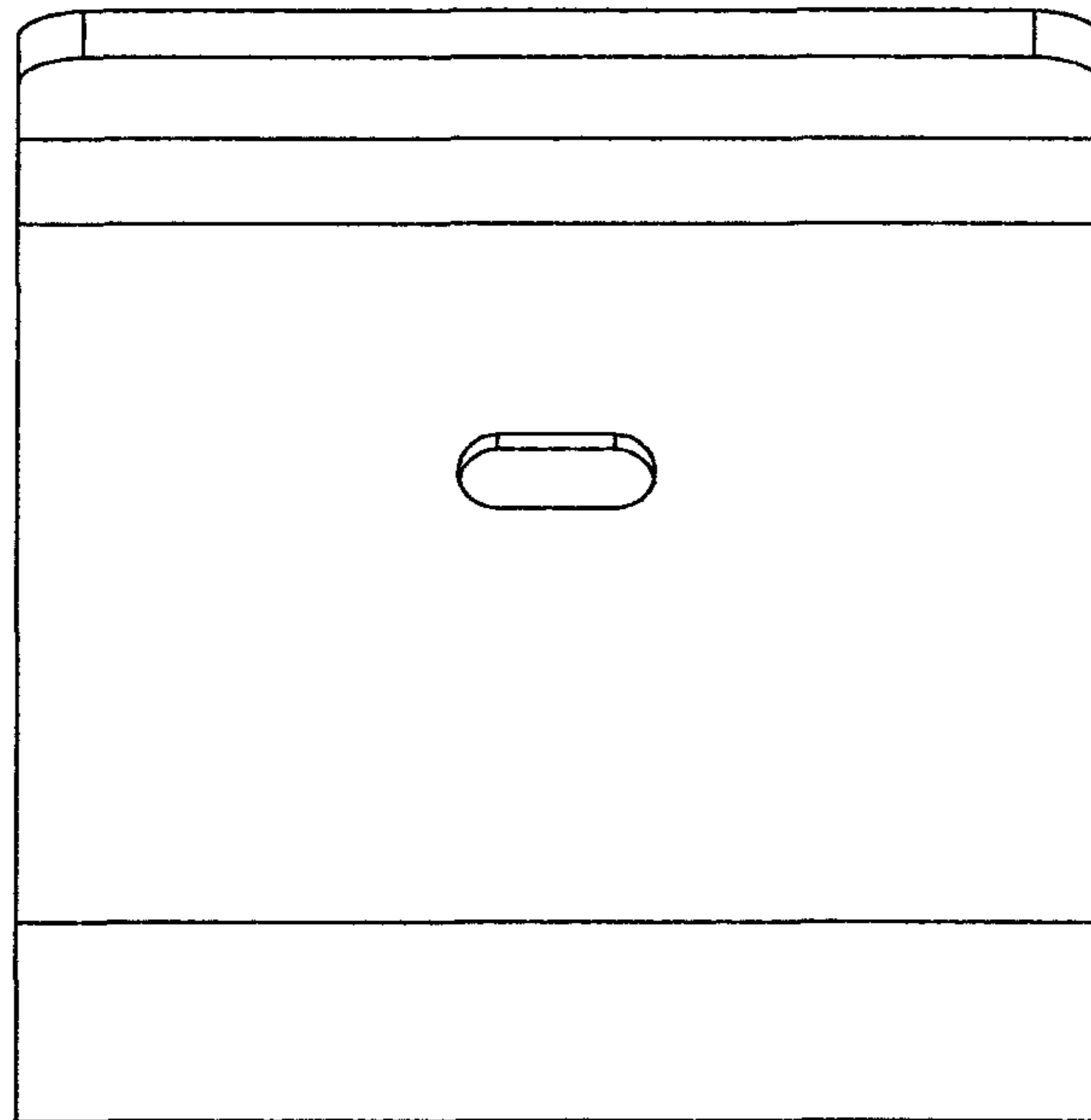


FIG. 7