

US00D722052S

(12) **United States Design Patent**
Yeh et al.

(10) **Patent No.:** **US D722,052 S**
(45) **Date of Patent:** **** Feb. 3, 2015**

(54) **DIGITAL NOTEBOOK**
(71) Applicant: **E Ink Holdings Inc.**, Hsinchu (TW)
(72) Inventors: **Feng-Chuan Yeh**, Hsinchu (TW);
Tsung-Hao Teng, Hsinchu (TW);
Chiao-Hung Chien, Hsinchu (TW);
Yi-Ling Hou, Hsinchu (TW)
(73) Assignee: **E Ink Holdings Inc.**, Hsinchu (TW)
(**) Term: **14 Years**
(21) Appl. No.: **29/475,101**

D587,260 S * 2/2009 Marsh et al. D14/341
D587,704 S * 3/2009 McCoy D14/345
D605,194 S * 12/2009 Hakoda D14/345
D611,941 S * 3/2010 Wang et al. D14/341
D623,184 S * 9/2010 Green et al. D14/346
D629,798 S * 12/2010 Arie et al. D14/341
D638,417 S * 5/2011 Bogner et al. D14/315
D641,016 S * 7/2011 Takahashi D14/341
8,068,098 B2 11/2011 Yoshida
D650,382 S * 12/2011 Huang D14/341
8,231,099 B2 * 7/2012 Chen 248/688
D698,384 S * 1/2014 Cruz D18/4.4
D705,775 S * 5/2014 Canizares et al. D14/341
D708,605 S * 7/2014 Yang et al. D14/315
D711,370 S * 8/2014 Chen et al. D14/341
2005/0052831 A1 * 3/2005 Chen 361/680

(22) Filed: **Nov. 28, 2013**
(51) **LOC (10) Cl.** **14-02**
(52) **U.S. Cl.**
USPC **D14/341**
(58) **Field of Classification Search**
USPC D14/341-347, 137, 138 R, 138 AA,
D14/138 C, 138 G, 496, 203.1, 203.3, 203.4,
D14/203.7, 129, 130, 147, 218, 247, 248,
D14/388, 389, 315-318, 420, 426;
D10/49-50, 65, 104.1; D18/6, 7;
D21/324, 329, 330, 332; 455/556.1,
455/556.2, 566, 575.1, 90.3; 379/433.04,
379/433.01, 433.06, 916; 345/173, 901,
345/905; 361/679.26, 679.27, 679.3,
361/679.55, 679.56; D6/308, 310; D19/26,
D19/59-60

FOREIGN PATENT DOCUMENTS

TW 200421909 10/2004
TW I306575 2/2009
TW D137765 11/2010

* cited by examiner

Primary Examiner — Barbara Fox
Assistant Examiner — Dana Weiland
(74) *Attorney, Agent, or Firm* — CKC & Partners Co., Ltd.

(57) **CLAIM**

The ornamental design for a digital notebook, as shown and described.

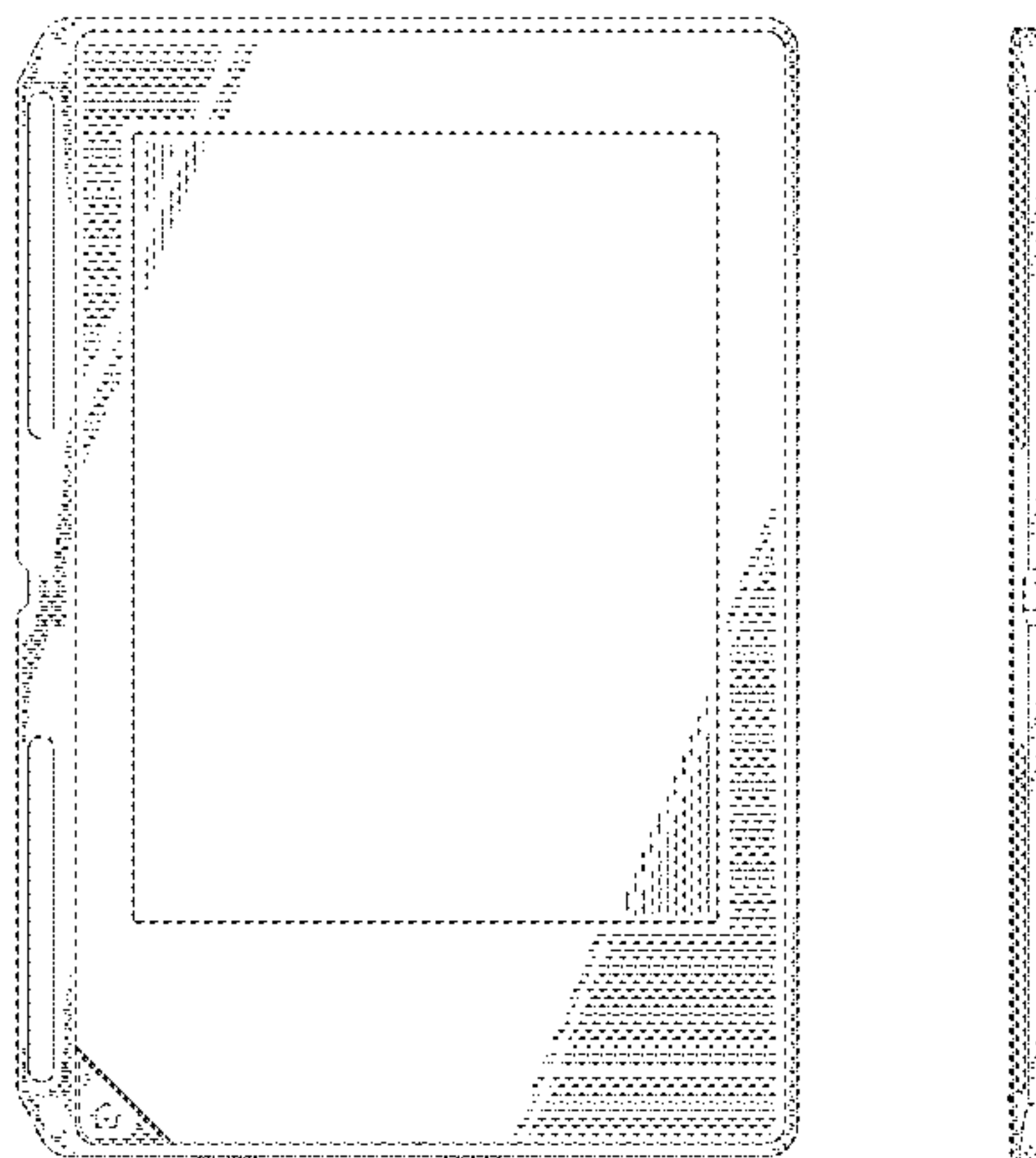
DESCRIPTION

FIG. 1 is a perspective view of a digital notebook showing our new design;
FIG. 2 is a front view thereof;
FIG. 3 is a rear view thereof;
FIG. 4 is a left side view thereof;
FIG. 5 is a right side view thereof;
FIG. 6 is a top view thereof; and,
FIG. 7 is a bottom view thereof.
The broken lines shown represent unclaimed subject matter and form no part of the claimed design.

1 Claim, 7 Drawing Sheets

(56) **References Cited**
U.S. PATENT DOCUMENTS

D310,359 S * 9/1990 Inukai D14/374
D313,409 S * 1/1991 Chowdhree et al. D14/389
5,347,295 A * 9/1994 Agulnick et al. 345/156
D412,156 S * 7/1999 Mizusugi et al. D14/314
6,355,889 B1 3/2002 Butcher et al.
6,479,753 B2 * 11/2002 Borg et al. 174/113 R
D502,944 S * 3/2005 Kawami et al. D14/336
7,154,452 B2 12/2006 Nakamura et al.



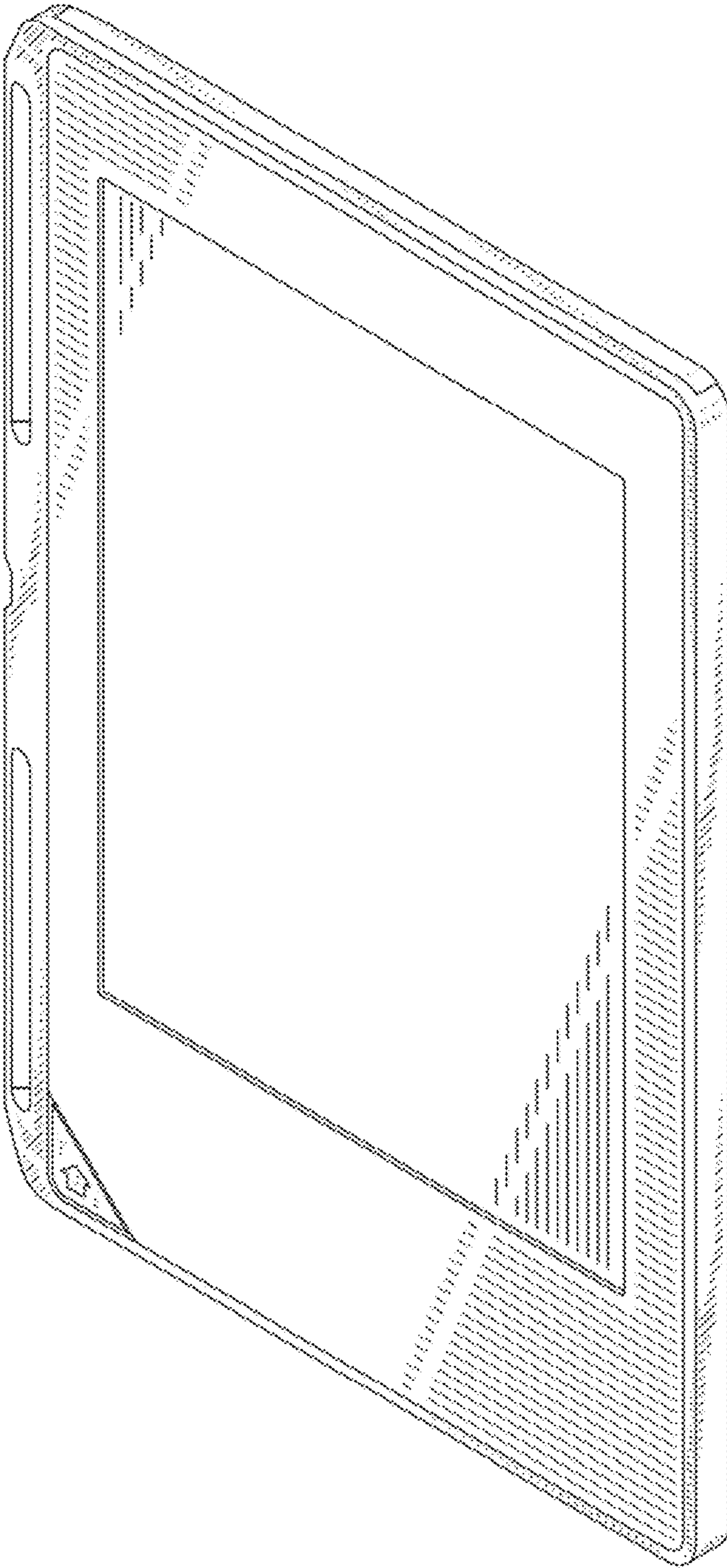


FIG. 1

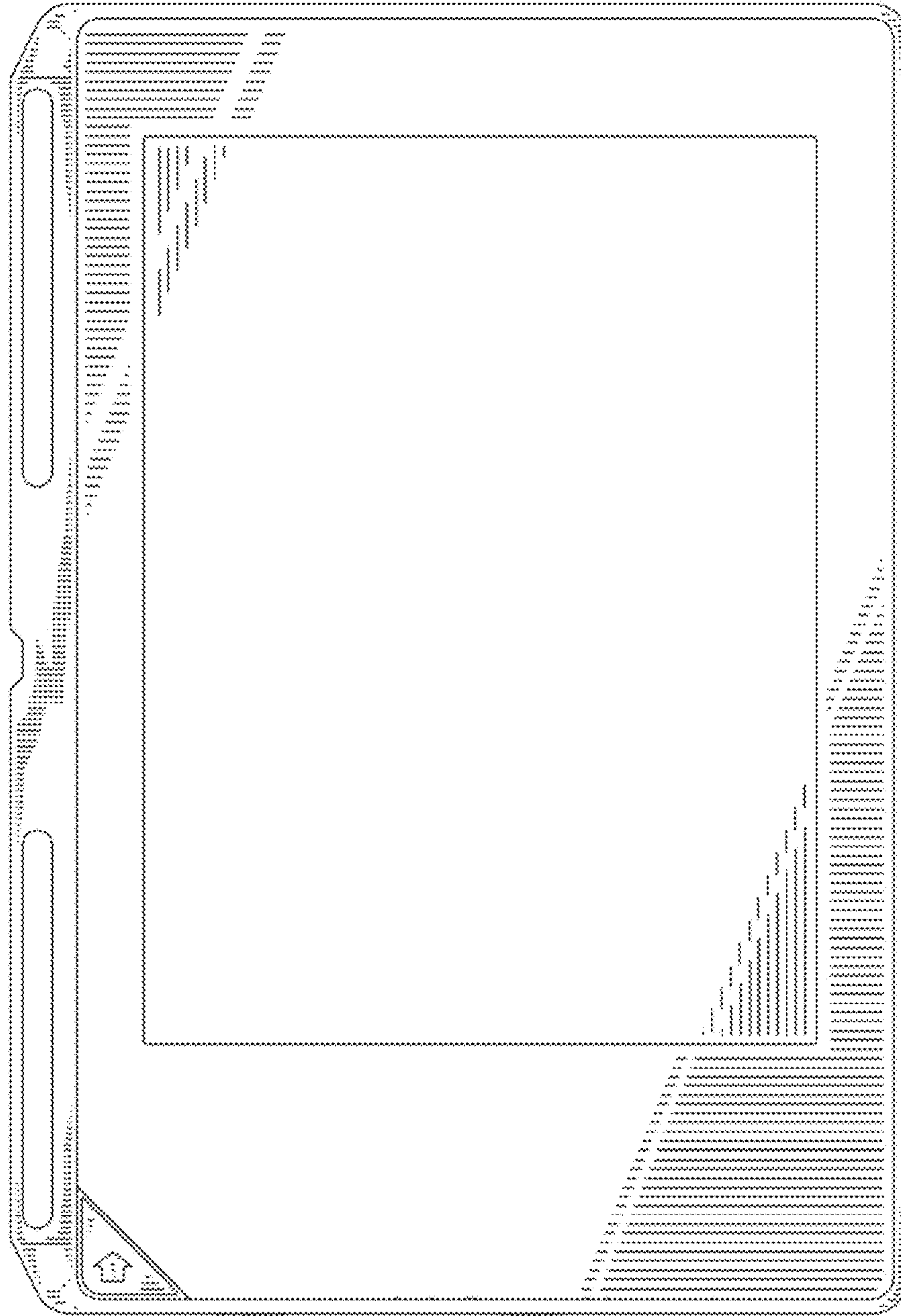


FIG. 2

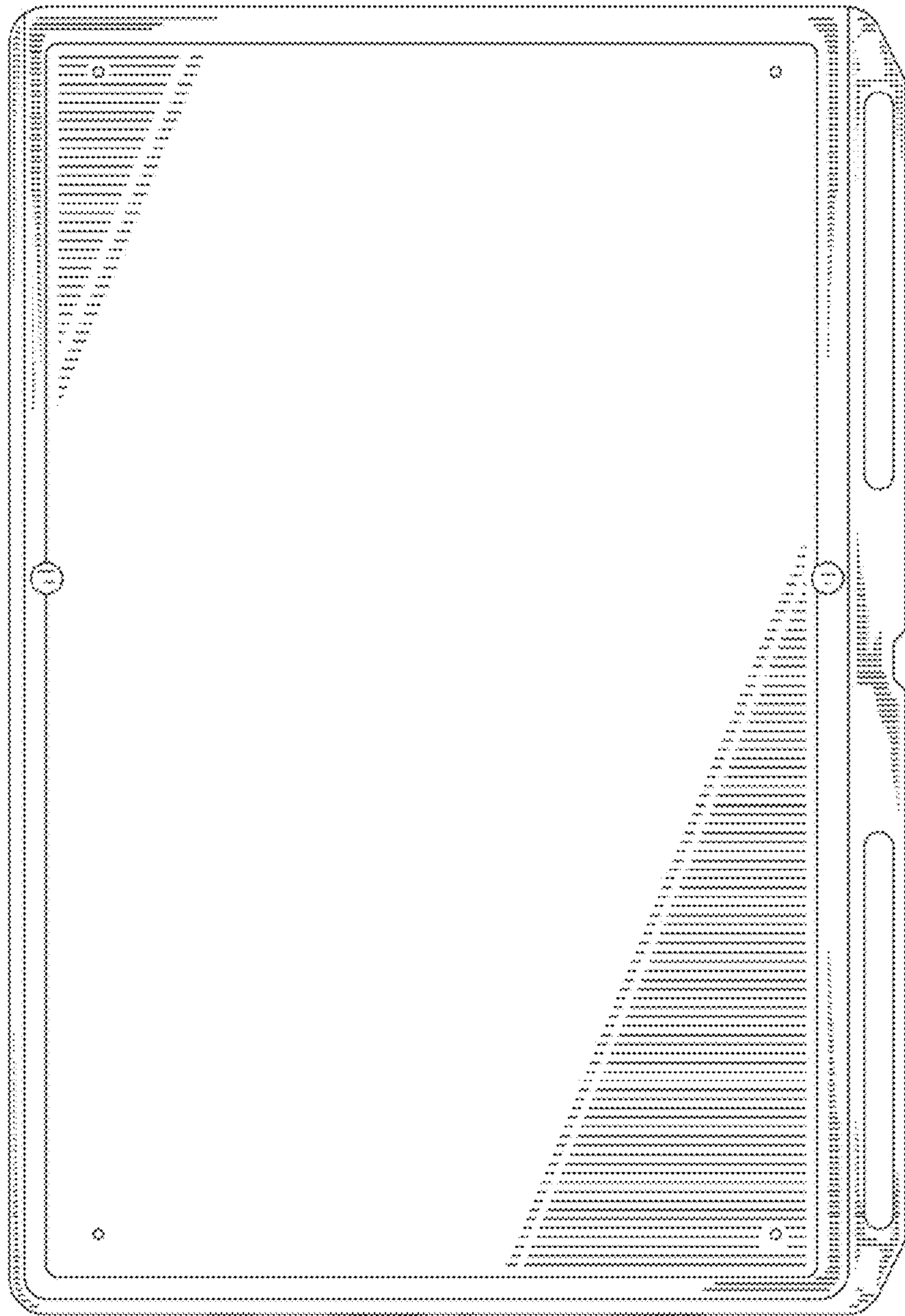


FIG. 3

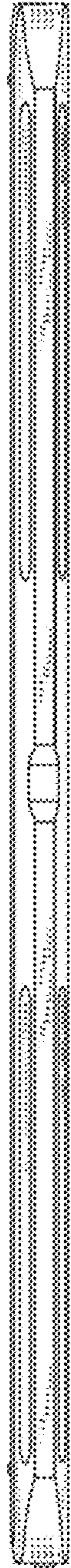


FIG. 4



FIG. 5




FIG. 6



FIG. 7