



US00D722043S

(12) **United States Design Patent**  
**Requa**

(10) **Patent No.:** **US D722,043 S**

(45) **Date of Patent:** **\*\* Feb. 3, 2015**

(54) **DETACHABLE BATTERY CASE**

(71) Applicant: **James Requa**, Los Angeles, CA (US)

(72) Inventor: **James Requa**, Los Angeles, CA (US)

(\*\*) Term: **14 Years**

(21) Appl. No.: **29/445,876**

(22) Filed: **Feb. 18, 2013**

(51) **LOC (10) Cl.** ..... **14-03**

(52) **U.S. Cl.**  
USPC ..... **D14/217**; D13/108; D14/251

(58) **Field of Classification Search**  
USPC ..... D14/142, 149, 155, 157, 188, 191–193,  
D14/203.1–203.8, 238.1, 251, 253,  
D14/432–435.1, 447, 451, 474,  
D14/480.1–480.7, 496; D13/107, 108, 118;  
D3/218; 248/221.11, 309.1; 320/107,  
320/110, 113–115; 361/600; 439/529, 534;  
455/556.1–556.2, 557

See application file for complete search history.

(56) **References Cited**

**U.S. PATENT DOCUMENTS**

D327,868 S *	7/1992	Oka	.....	D13/110
D385,283 S *	10/1997	Snyder et al.	.....	D14/253
D421,443 S *	3/2000	Nagele et al.	.....	D14/253
D432,528 S *	10/2000	Hartman et al.	.....	D14/243
D460,411 S *	7/2002	Wang	.....	D13/103

D517,007 S *	3/2006	Yong-Jian et al.	.....	D13/108
D537,807 S *	3/2007	Griffin et al.	.....	D14/155
D546,277 S *	7/2007	Andre et al.	.....	D13/103
D571,789 S *	6/2008	Tanaka	.....	D14/217
D611,930 S *	3/2010	Cho et al.	.....	D14/209.1
D643,030 S *	8/2011	Cheng et al.	.....	D14/253
D663,263 S *	7/2012	Gupta et al.	.....	D13/103
D667,003 S *	9/2012	Richter	.....	D14/253
D679,713 S *	4/2013	McParland et al.	.....	D14/434
D711,312 S *	8/2014	Tien	.....	D13/103

\* cited by examiner

*Primary Examiner* — Keli L Hill

(74) *Attorney, Agent, or Firm* — QuickPatents; Kevin Prince

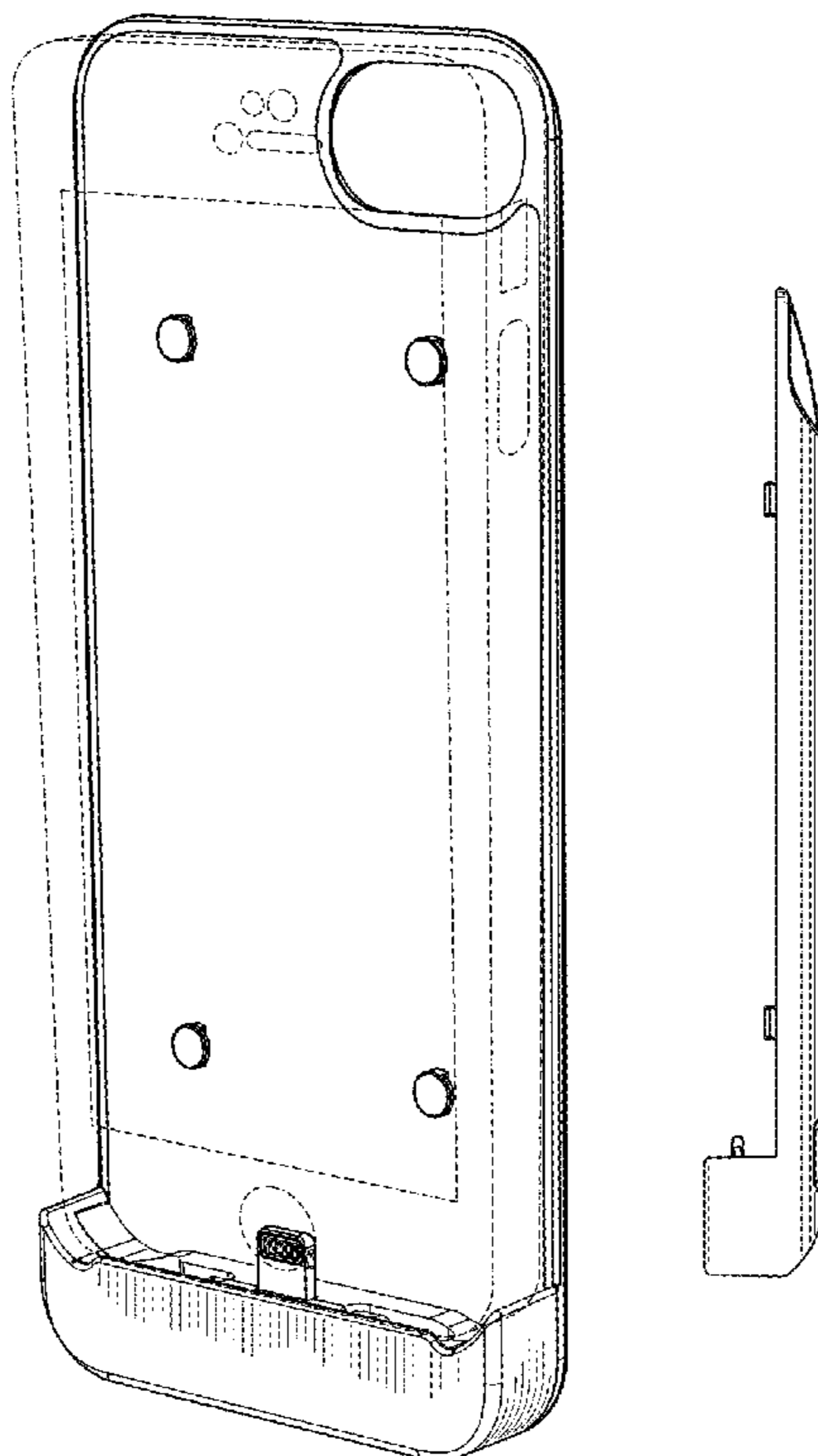
(57) **CLAIM**

I claim the ornamental design for a detachable battery case, as shown and described.

**DESCRIPTION**

FIG. 1 is a perspective view of a detachable battery case, showing my new design;  
FIG. 2 is a front elevational view thereof;  
FIG. 3 is a rear elevational view thereof;  
FIG. 4 is a right-side elevational view thereof;  
FIG. 5 is a left-side elevational view thereof;  
FIG. 6 is a top plan view thereof; and,  
FIG. 7 is a bottom plan view thereof.  
The broken lines showing a mobile phone in FIG. 1 depict environmental matter and form no part of the claimed design.

**1 Claim, 3 Drawing Sheets**



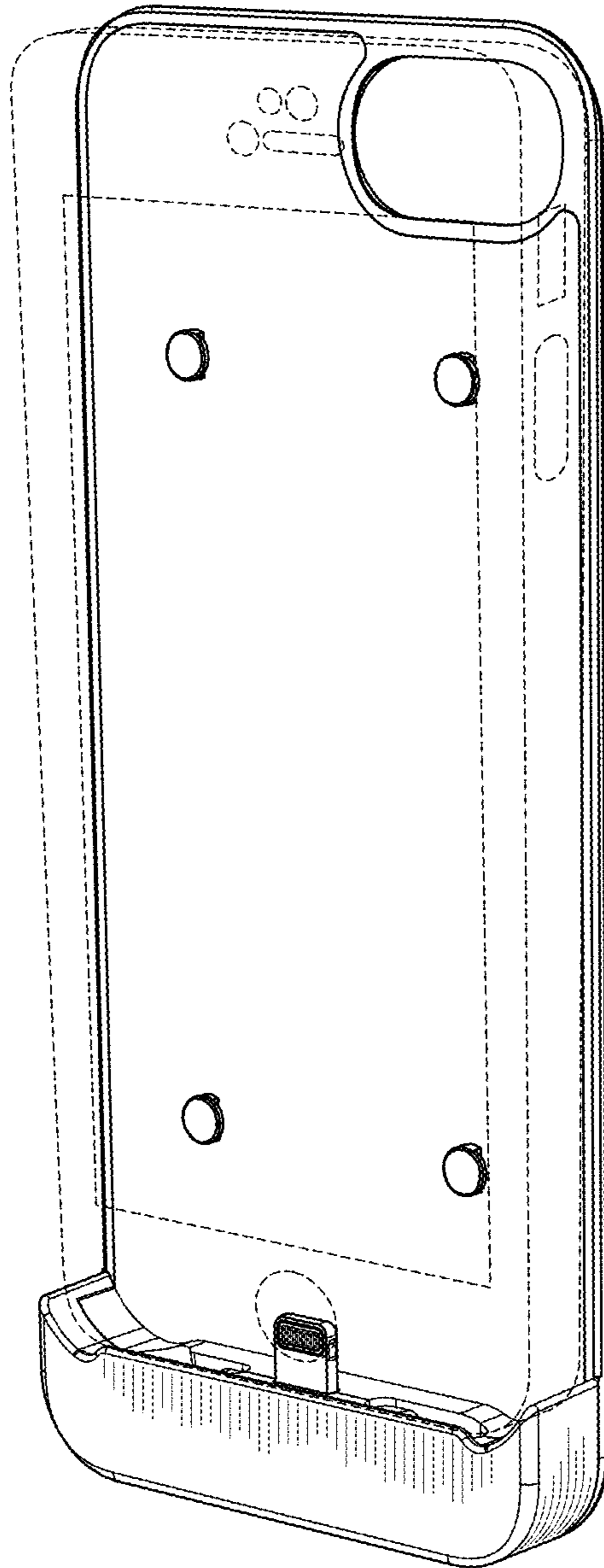


FIG. 1




FIG. 2




FIG. 3




FIG. 4




FIG. 5

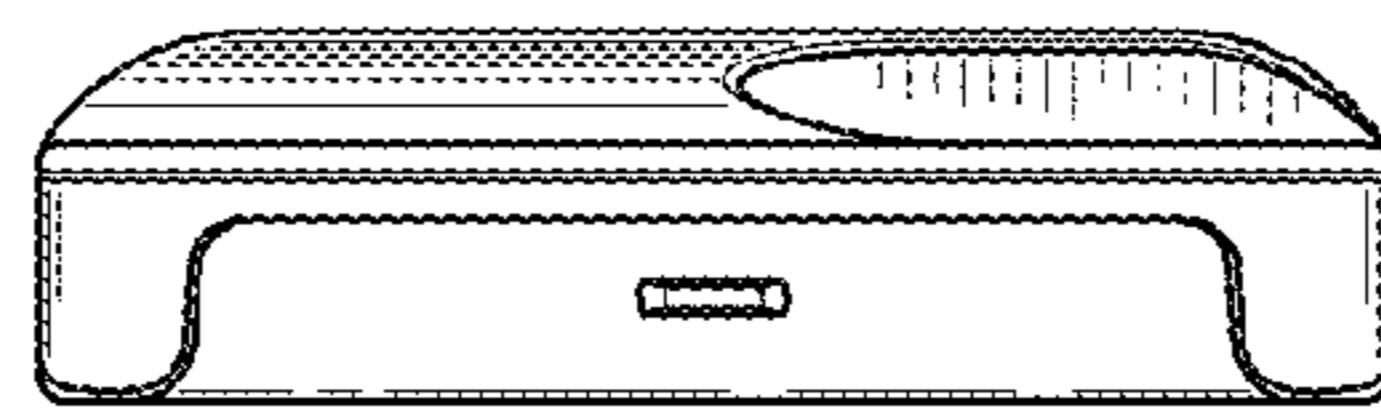


FIG. 6

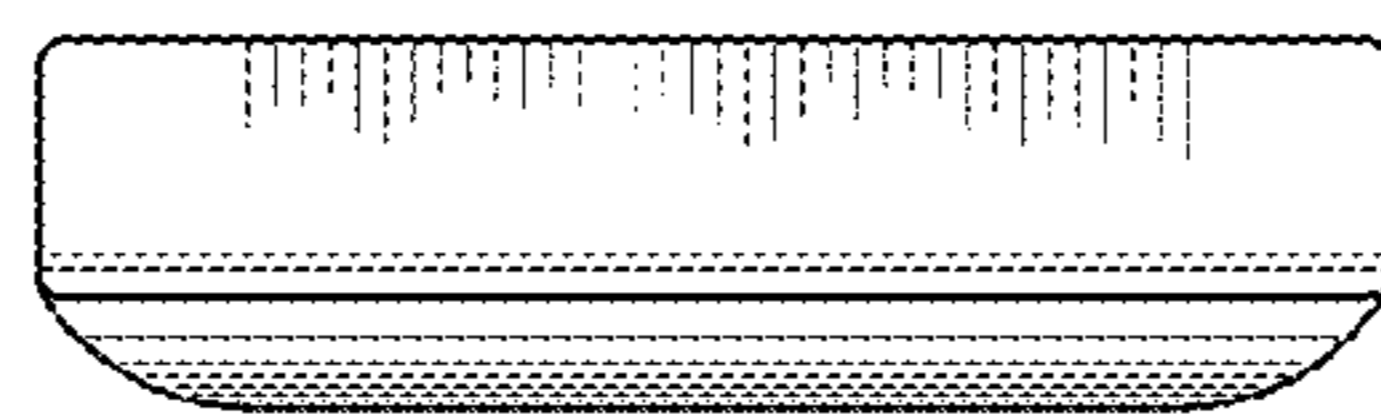


FIG. 7