



US00D722027S

(12) **United States Design Patent**
Lee et al.

(10) **Patent No.:** **US D722,027 S**
(45) **Date of Patent:** **** Feb. 3, 2015**

(54) **OPTICAL CABLE AND CONNECTOR**

(71) Applicant: **Finisar Corporation**, Sunnyvale, CA (US)

(72) Inventors: **David Lee**, San Jose, CA (US); **Daniel Kossowski**, Santa Clara, CA (US); **Frank J. Flens**, Campbell, CA (US); **William H. Wang**, Pleasanton, CA (US); **Michael Joseph McReynolds, Jr.**, San Mateo, CA (US)

(73) Assignee: **Finisar Corporation**, Sunnyvale, CA (US)

(**) Term: **14 Years**

(21) Appl. No.: **29/492,803**

(22) Filed: **Jun. 3, 2014**

Related U.S. Application Data

(62) Division of application No. 29/438,783, filed on Dec. 3, 2012, now Pat. No. Des. 707,633.

(51) **LOC (10) Cl.** **13-03**

(52) **U.S. Cl.**
USPC **D13/147**

(58) **Field of Classification Search**
USPC D13/147, 154, 184, 194; 439/38, 39, 439/40, 66, 74, 77, 79, 129, 130, 135, 146, 439/149, 150, 176, 177, 180, 188, 217, 218, 439/225, 246, 252, 278, 279, 290, 291, 329, 439/344, 345, 346, 350, 351, 352, 353, 357, 439/358, 374, 378, 381, 476.1, 607.01,

439/607.04, 607.05, 607.06, 607.17, 439/607.21, 607.23, 607.25, 607.34, 439/607.41, 607.53, 623, 660, 668, 677, 439/678, 680, 682, 874, 883, 887, 892, 894
See application file for complete search history.

(56) **References Cited**

U.S. PATENT DOCUMENTS

D703,614	S	*	4/2014	Lee et al.	D13/147
D707,633	S	*	6/2014	Lee et al.	D13/147
D709,833	S	*	7/2014	Lee et al.	D13/147

* cited by examiner

Primary Examiner — Daniel Bui
(74) *Attorney, Agent, or Firm* — Maschoff Brennan

(57) **CLAIM**

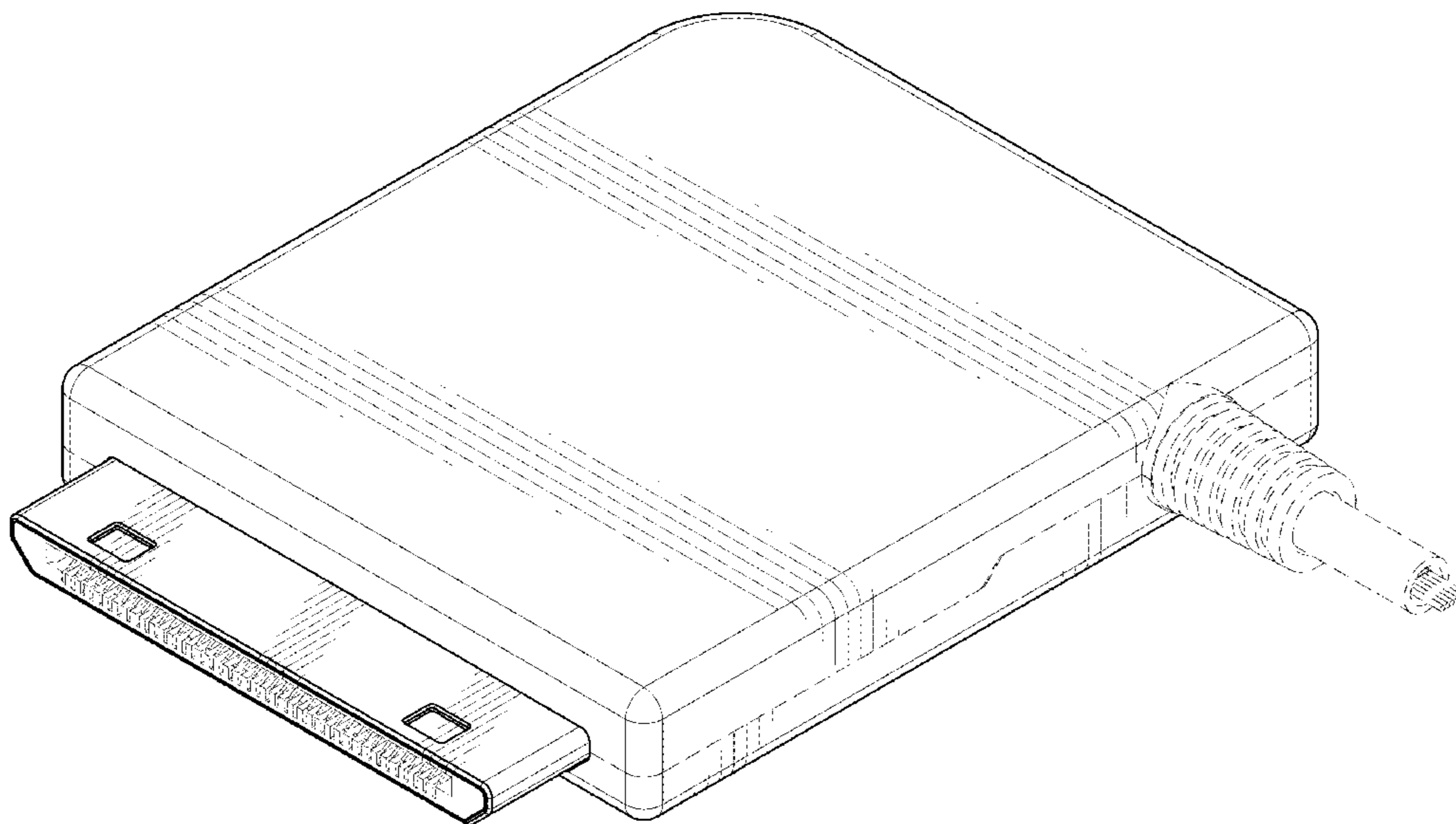
The ornamental design for an optical cable and connector, as shown and described.

DESCRIPTION

FIG. 1 is a top perspective view of an optical cable and connector showing our new design; FIG. 2 is a top view thereof; FIG. 3 is a bottom view thereof; FIG. 4 is a right side view thereof; FIG. 5 is a left side view thereof; FIG. 6 is a front view thereof; and, FIG. 7 is a rear view thereof.

The broken line in the figure drawings is included for the purpose of illustrating environment only and forms no part of the claimed design.

1 Claim, 3 Drawing Sheets



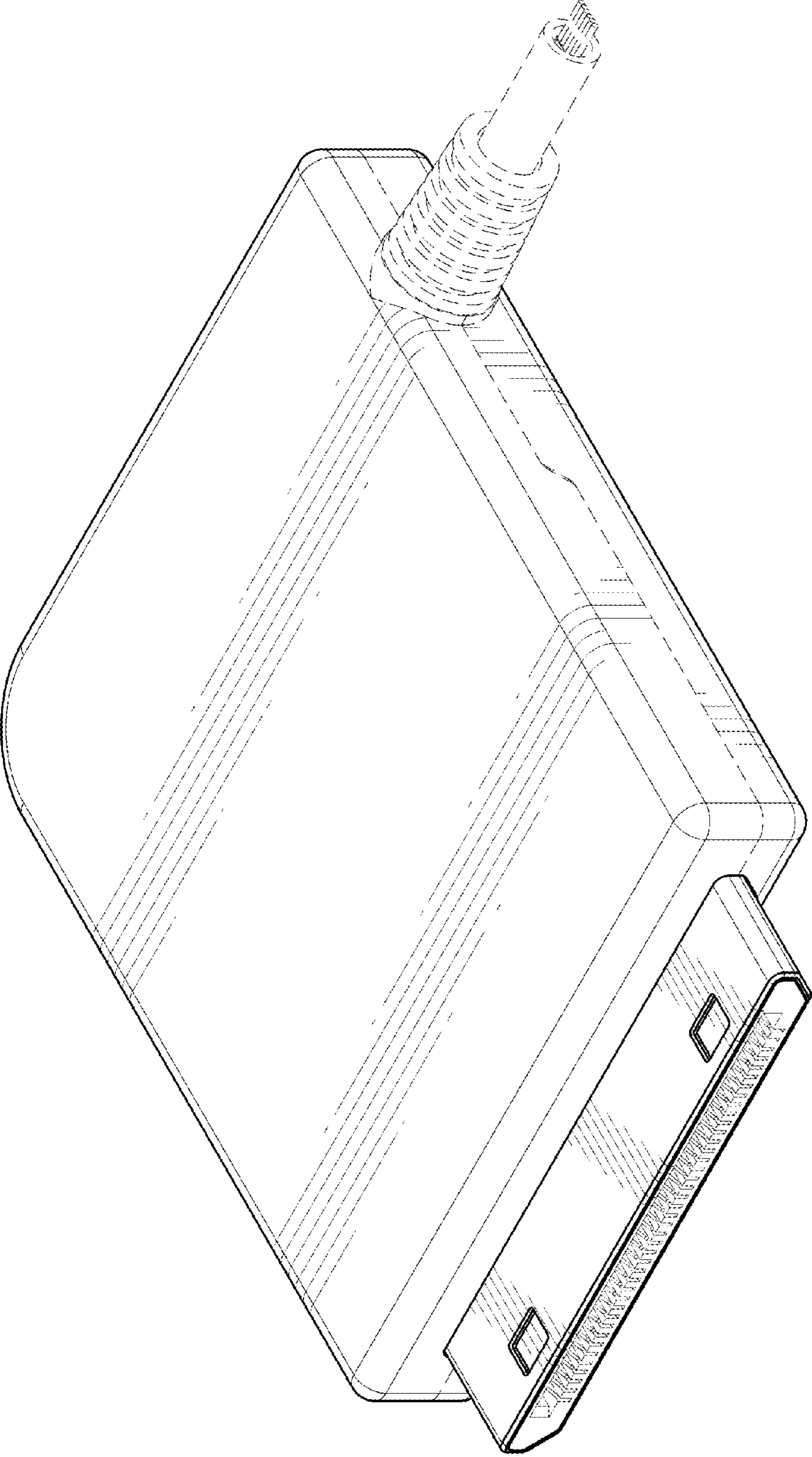


Fig. 1

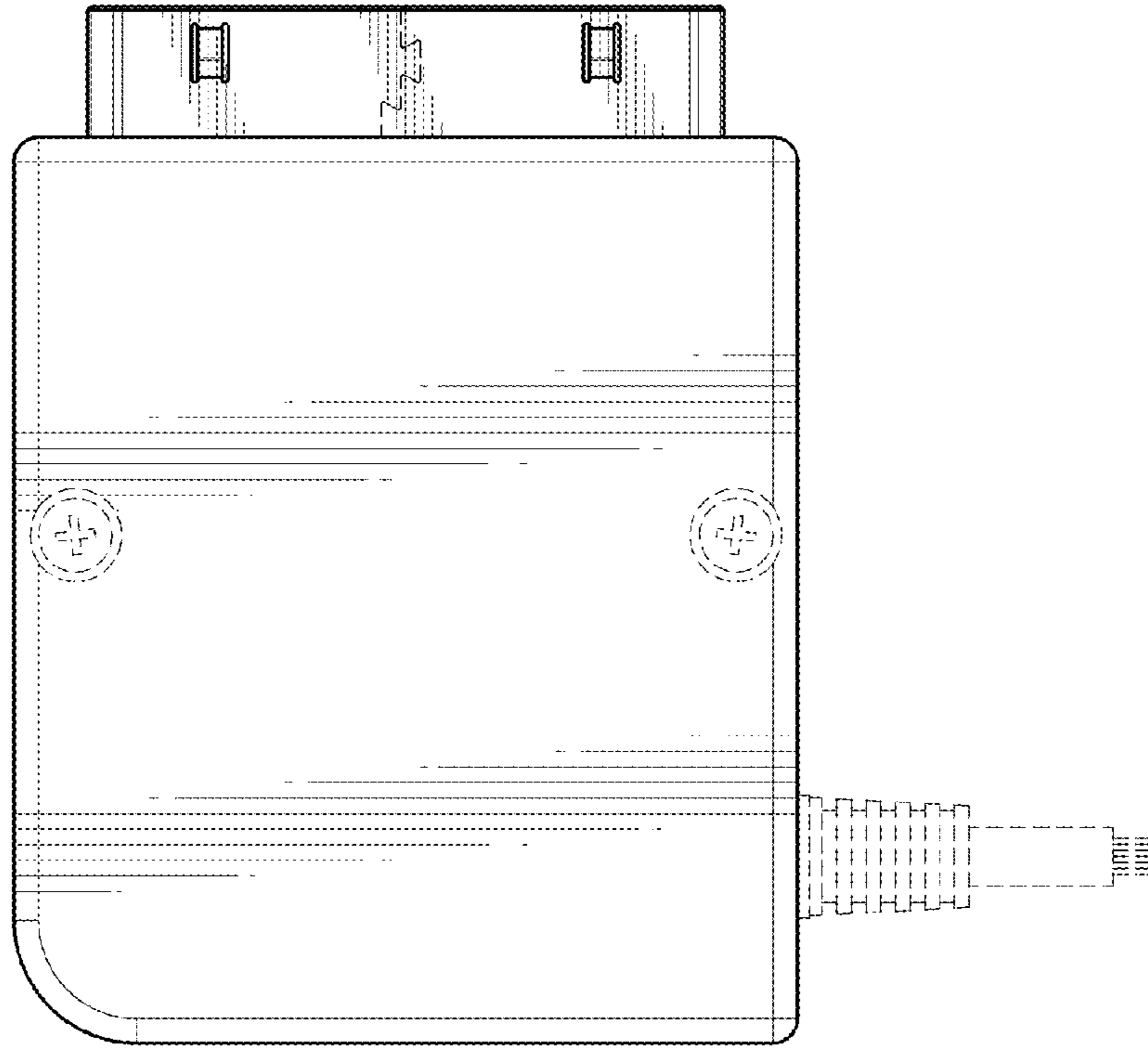


Fig. 3

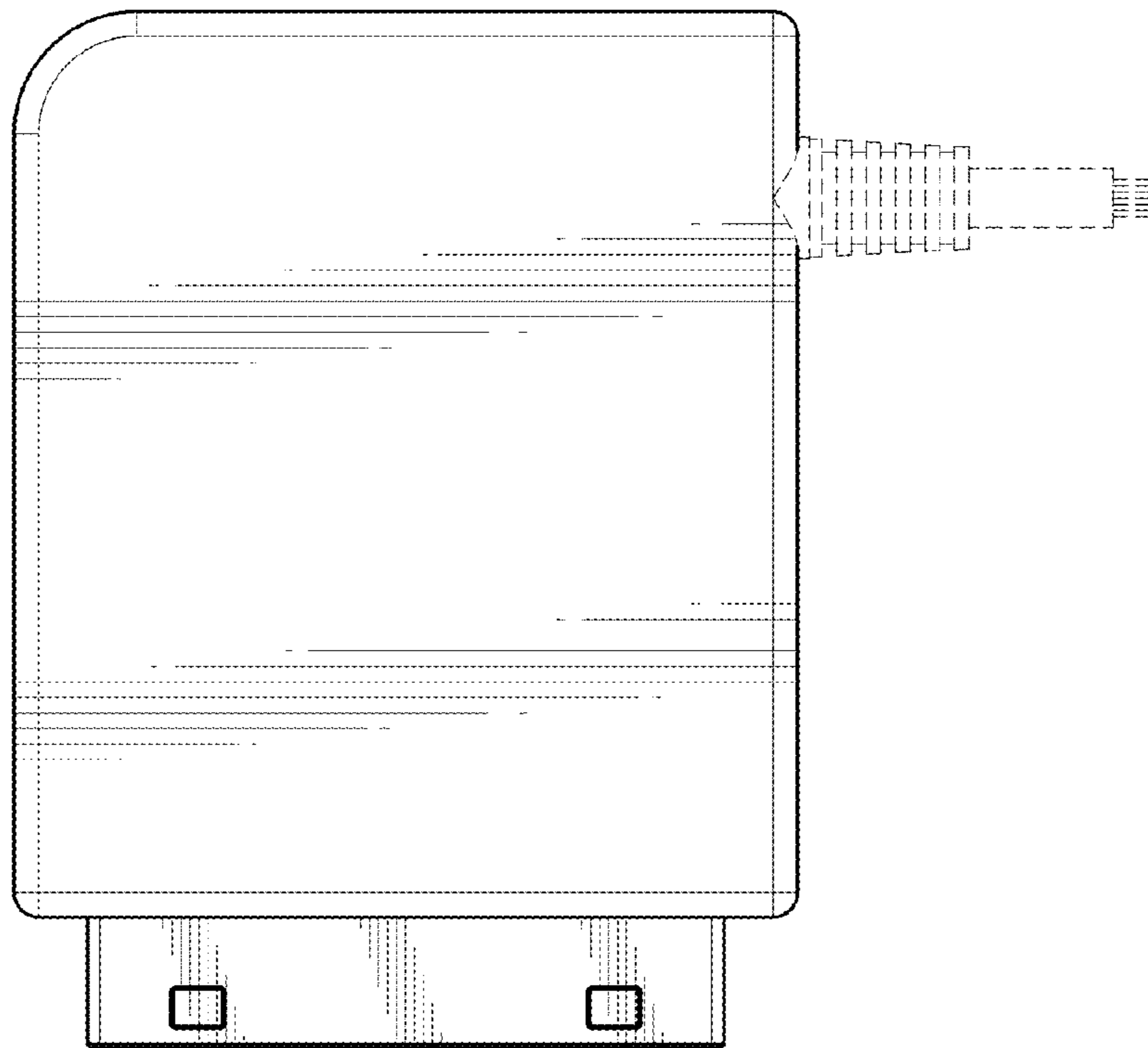


Fig. 2

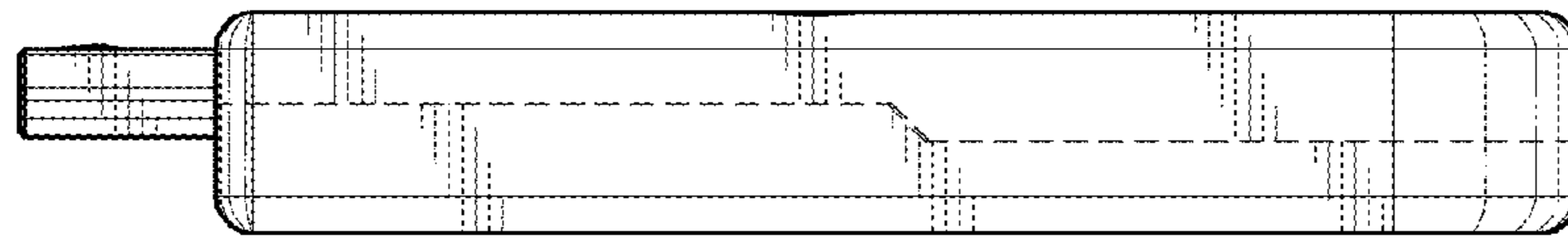


Fig. 4

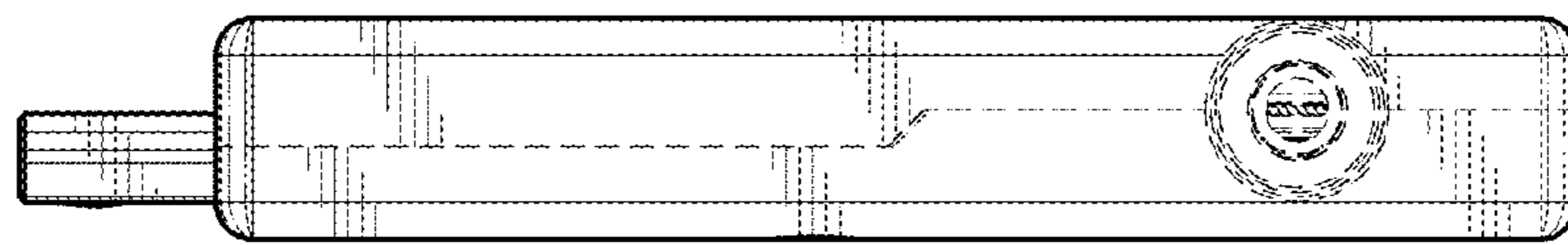


Fig. 5

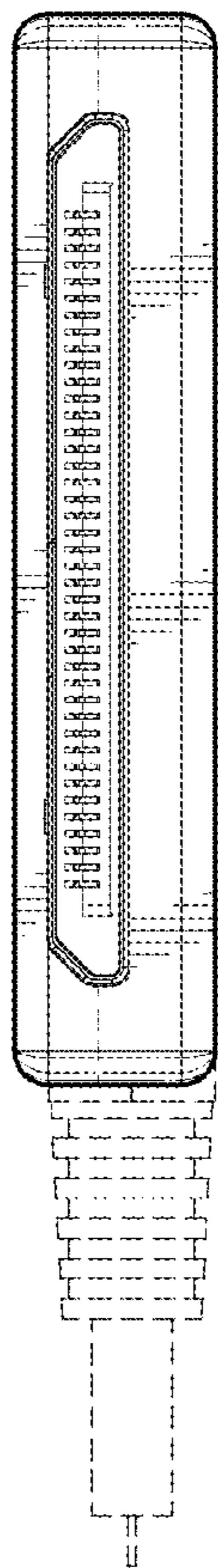


Fig. 6

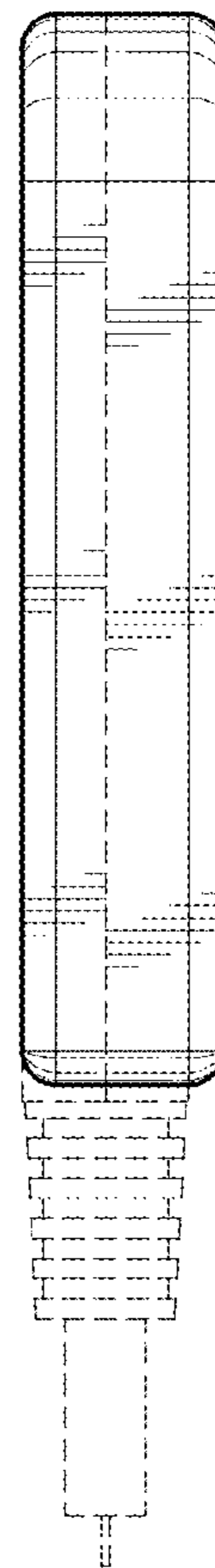


Fig. 7