



US00D722000S

(12) **United States Design Patent**
Kern

(10) **Patent No.:** **US D722,000 S**
(45) **Date of Patent:** **** Feb. 3, 2015**

(54) **FRONT FACE OF A VEHICLE WHEEL**

(71) Applicant: **Vossen Wheels, Inc.**, Miami, FL (US)

(72) Inventor: **Steven Kern**, Miami Beach, FL (US)

(73) Assignee: **Vossen Wheels, Inc.**, Miami, FL (US)

(**) Term: **14 Years**

(21) Appl. No.: **29/499,241**

(22) Filed: **Aug. 13, 2014**

(51) **LOC (10) Cl.** **12-16**

(52) **U.S. Cl.**
USPC **D12/209**

(58) **Field of Classification Search**

CPC B60B 7/00; B60B 7/02; B60B 7/04;
B60B 7/01; B60B 7/06; B60B 3/02; B60B
3/04; B60B 3/06; B60B 3/10; B60B 1/00;
B60B 1/08; B60B 1/10; B60B 1/12

USPC D12/204–213
See application file for complete search history.

(56) **References Cited**

U.S. PATENT DOCUMENTS

D248,295 S *	6/1978	Day et al.	D12/206
D303,242 S *	9/1989	Nakatsuka	D12/211
D396,441 S *	7/1998	Nishida	D12/209
D404,700 S *	1/1999	Celeste	D12/209
D415,991 S *	11/1999	Wang	D12/211
D441,707 S *	5/2001	Hussaini et al.	D12/209
D464,009 S *	10/2002	Laengerer	D12/211
D477,556 S *	7/2003	Koch	D12/211
D508,007 S *	8/2005	Koch	D12/211
D513,728 S *	1/2006	Yazawa et al.	D12/211
D516,493 S *	3/2006	Frizzi	D12/211

D531,952 S *	11/2006	Sands	D12/211
D549,632 S *	8/2007	Sands	D12/209
D593,476 S *	6/2009	Juergens et al.	D12/211
D617,249 S *	6/2010	Juergens et al.	D12/211
D628,948 S *	12/2010	Chung	D12/211
D630,565 S *	1/2011	Ebel et al.	D12/209
D655,662 S *	3/2012	Stucki	D12/211
D673,494 S *	1/2013	Lemke	D12/209
D680,484 S *	4/2013	Zhao	D12/209
D681,531 S *	5/2013	Fetherston et al.	D12/209
D684,913 S *	6/2013	Chen et al.	D12/209
D697,012 S *	1/2014	Starr, Jr.	D12/209
D701,811 S *	4/2014	Hale, Jr.	D12/211
D701,813 S *	4/2014	Kern	D12/211
D706,693 S *	6/2014	Stolz	D12/209
D712,814 S *	9/2014	Starr, Jr.	D12/209
D714,206 S *	9/2014	Starr, Jr.	D12/209
D717,711 S *	11/2014	Kern	D12/211

* cited by examiner

Primary Examiner — Stacia Cadmus

(74) *Attorney, Agent, or Firm* — Berenato & White, LLC

(57) **CLAIM**

The ornamental design for a front face of a vehicle wheel, as shown and described.

DESCRIPTION

FIG. 1 is a front view of a front face of a vehicle wheel, showing my new design;

FIG. 2 is a perspective view thereof;

FIG. 3 is a front view of a second embodiment of a front face of a vehicle wheel, showing my new design; and,

FIG. 4 is a perspective view of FIG. 3.

The broken lines showings are included for the purpose of illustrating environment and form no part of the claimed design.

1 Claim, 4 Drawing Sheets

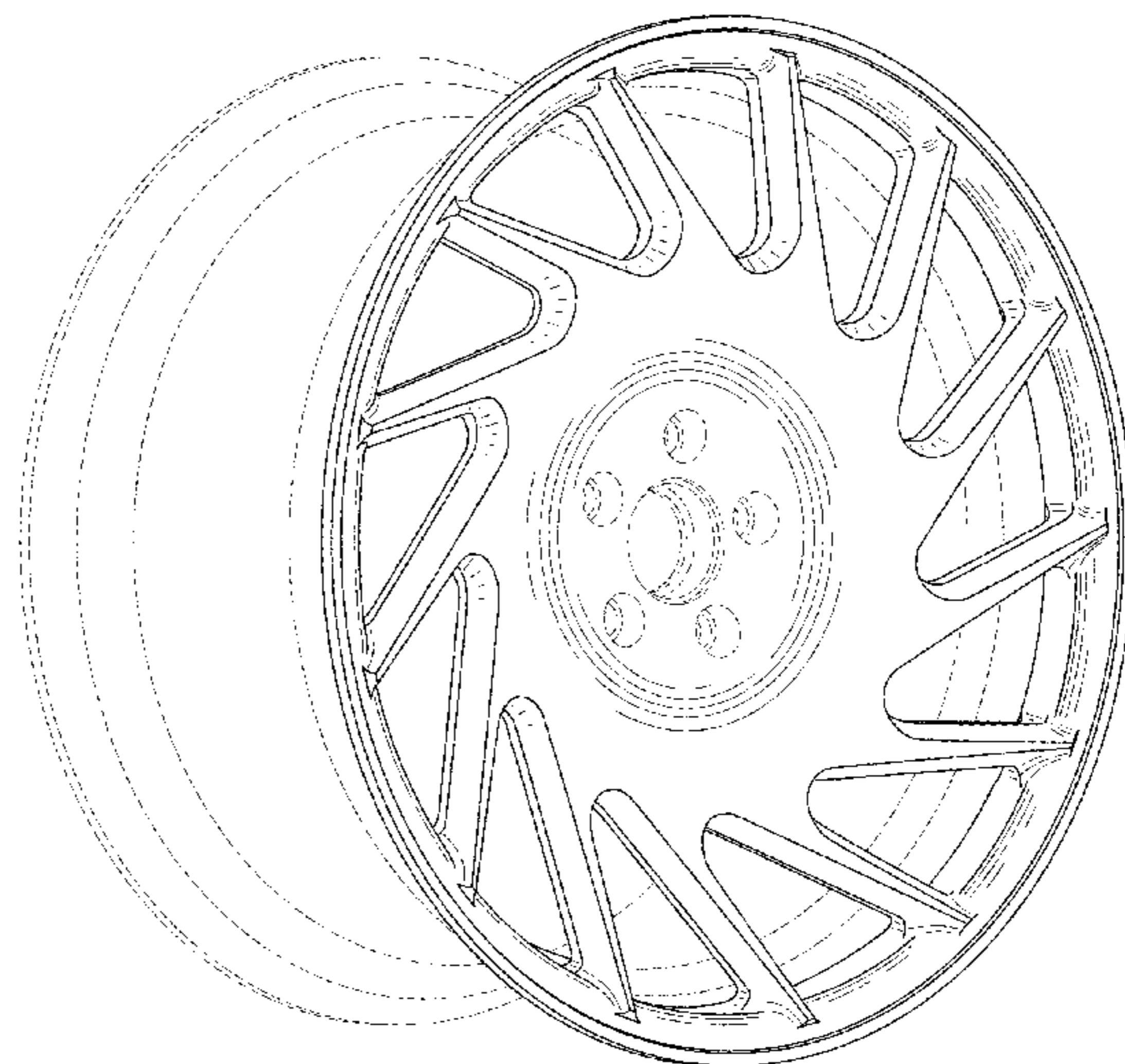
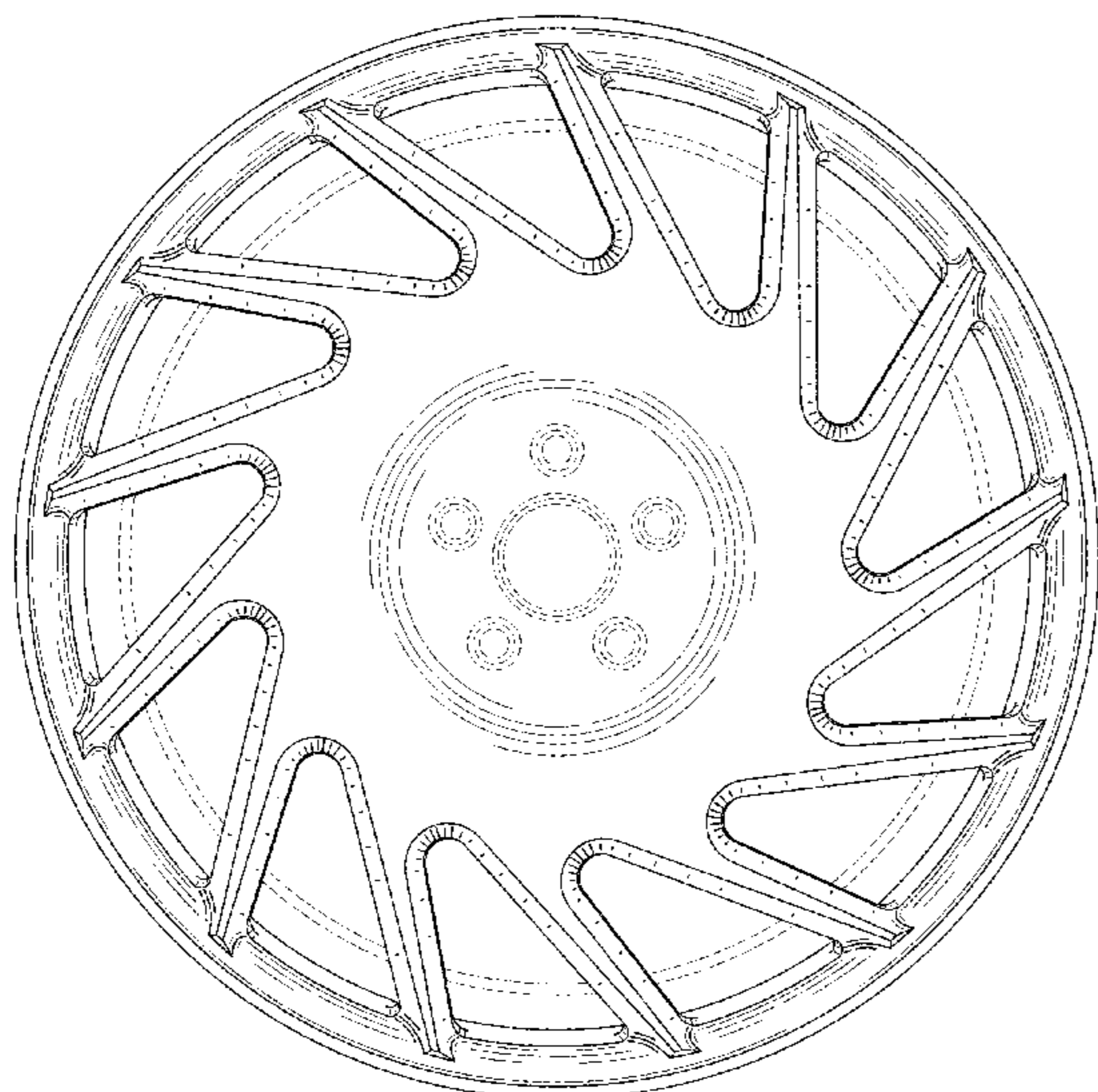


Fig. 1

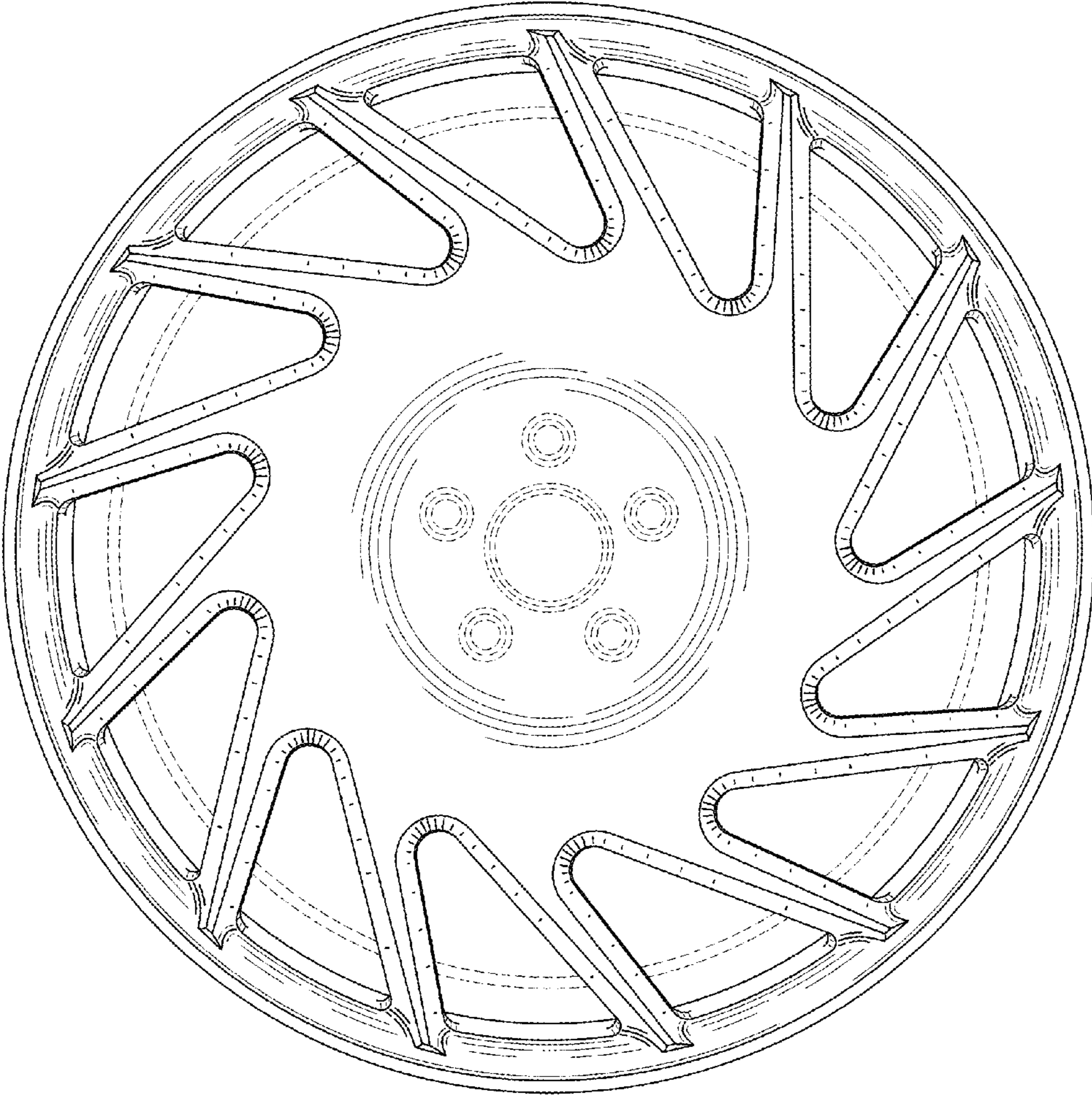


Fig. 2

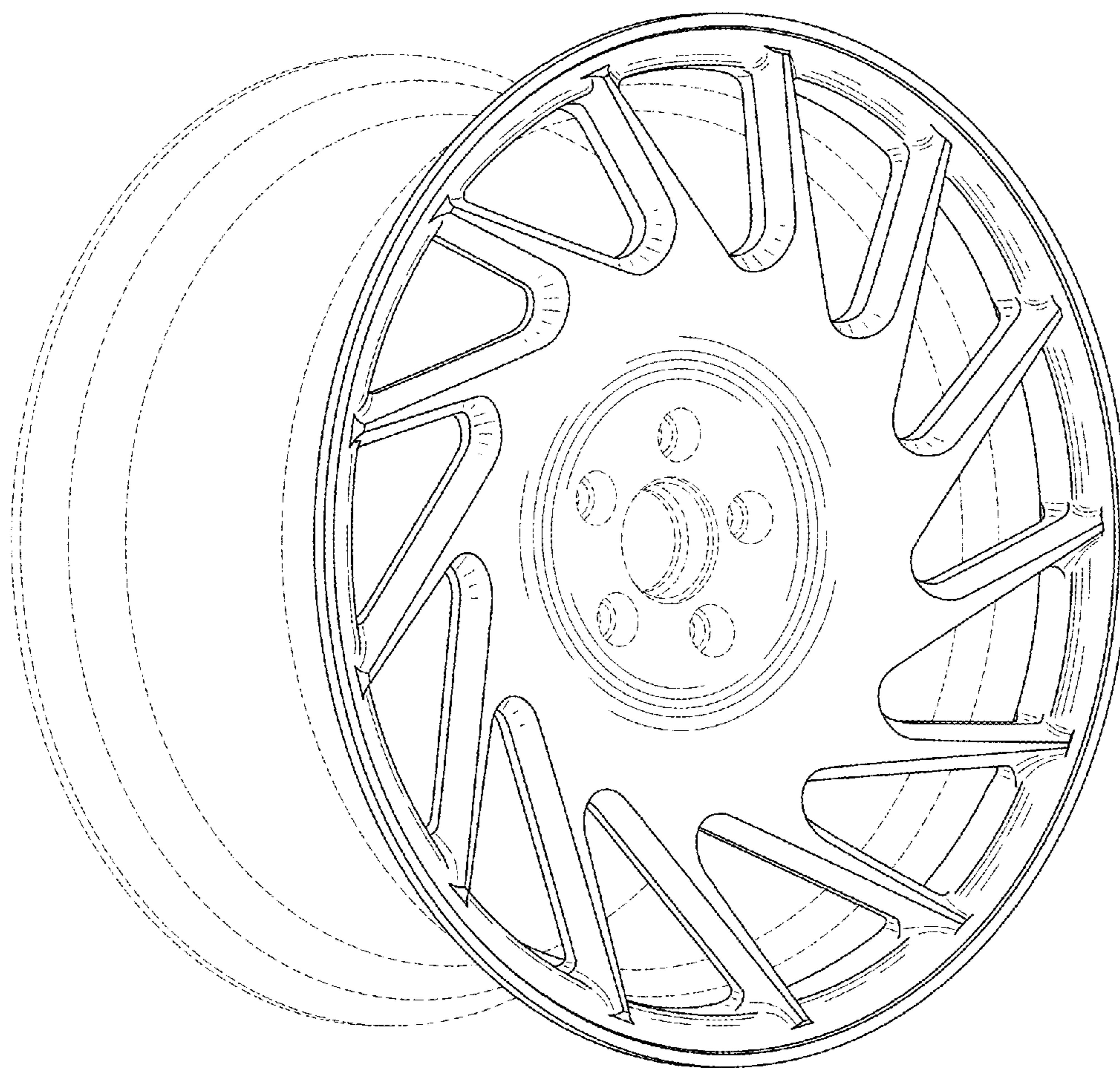


Fig. 3

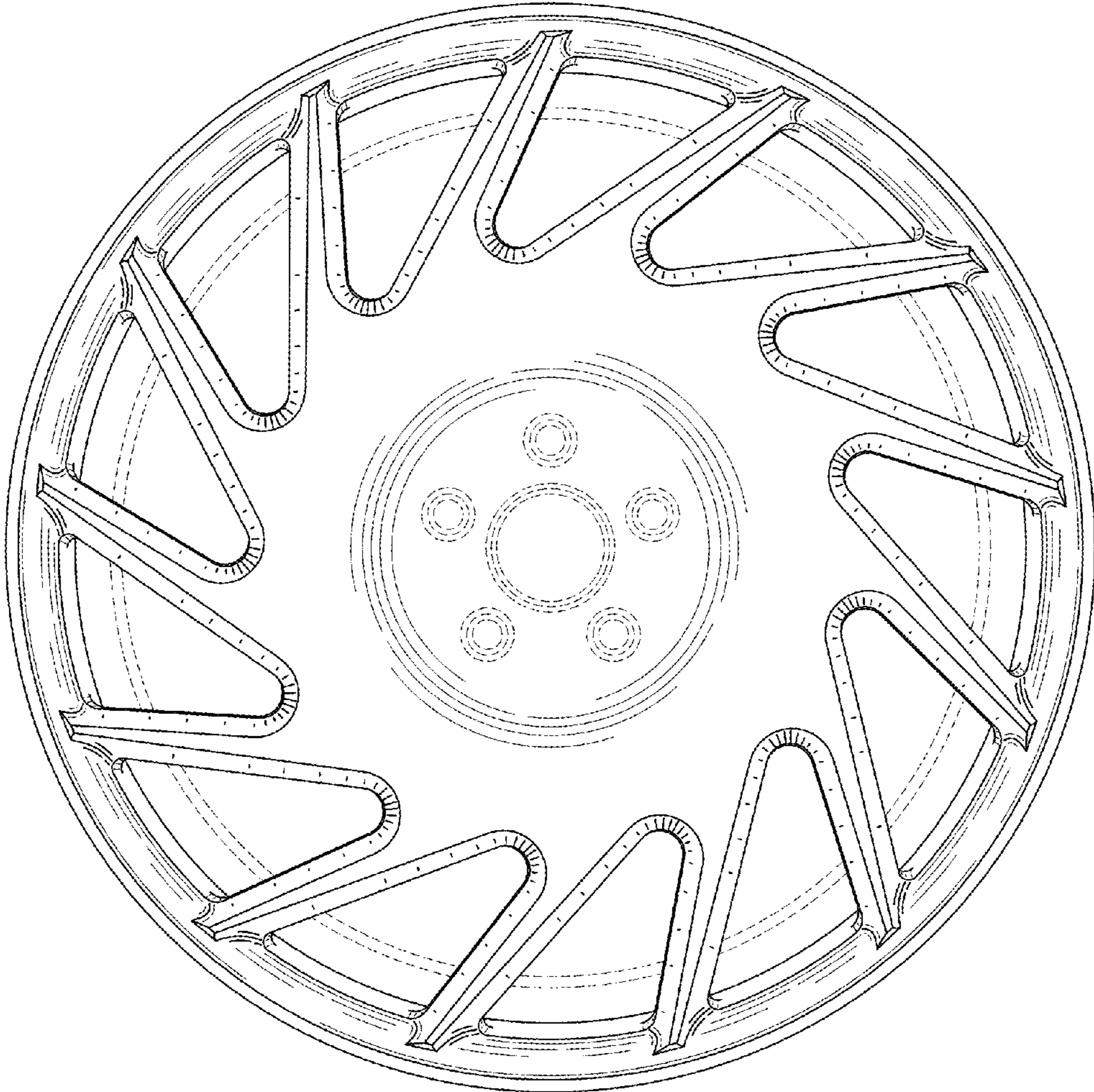


Fig. 4

