



US00D721970S

(12) **United States Design Patent**
Snyder

(10) **Patent No.:** **US D721,970 S**
(45) **Date of Patent:** **** Feb. 3, 2015**

(54) **BOTTLE**

(71) Applicant: **TricorBraun Inc.**, St. Louis, MO (US)

(72) Inventor: **David Snyder**, West Chicago, IL (US)

(73) Assignee: **TricorBraun Inc.**, St. Louis, MO (US)

(**) Term: **14 Years**

(21) Appl. No.: **29/433,109**

(22) Filed: **Sep. 26, 2012**

(51) **LOC (10) Cl.** **09-01**

(52) **U.S. Cl.**

USPC **D9/522**; D9/530; D9/556

(58) **Field of Classification Search**

USPC D9/417, 682, 686-694, 773, 516, 522,
D9/529-530, 537-544, 549, 556, 558, 571,
D9/569, 574-575; 215/379, 381-384;
220/660, 662, 669, 675

See application file for complete search history.

(56) **References Cited**

U.S. PATENT DOCUMENTS

D234,748 S *	4/1975	Catstens	D9/522
D254,710 S *	4/1980	Leger	D9/516
D299,624 S *	1/1989	Rothman et al.	D11/152
D308,334 S *	6/1990	Gormley et al.	D9/549
D322,027 S *	12/1991	Knudsen et al.	D9/516
D336,431 S *	6/1993	Bruno et al.	D9/571 X
D433,337 S *	11/2000	Cautereels	D9/539
D449,534 S *	10/2001	LeCoule	D9/522
D451,028 S *	11/2001	Guseo	D9/522
D460,696 S *	7/2002	Goettner	D9/558
D488,386 S *	4/2004	Hall et al.	D9/550

D542,137 S *	5/2007	Hainaut	D9/522
D548,105 S *	8/2007	Waldner	D9/571
D563,788 S *	3/2008	Reimann et al.	D9/530 X
D576,495 S *	9/2008	Slubski	D9/549 X
D592,967 S *	5/2009	Melrose et al.	D9/556 X
D595,140 S *	6/2009	Reimann et al.	D9/530 X
D610,911 S *	3/2010	Kim et al.	D9/540
7,886,684 B2 *	2/2011	Cooper et al.	215/384 X
D653,952 S *	2/2012	Snyder	D9/522
D655,172 S *	3/2012	Brooks et al.	D9/522
D663,623 S *	7/2012	Slubski	D9/537
D680,437 S *	4/2013	Bartolo et al.	D9/571 X
2009/0134111 A1 *	5/2009	Schroeder	215/383 X
2011/0042399 A1 *	2/2011	Schroeder	220/669

* cited by examiner

Primary Examiner — Carol P Rademaker

(74) *Attorney, Agent, or Firm* — Husch Blackwell LLP

(57) **CLAIM**

I claim the ornamental design for a bottle, as shown and described.

DESCRIPTION

FIG. 1 is a top, front, left side perspective view of a bottle showing the new design;

FIG. 2 is a front elevational view thereof;

FIG. 3 is a rear elevational view thereof;

FIG. 4 is a left side elevational view thereof;

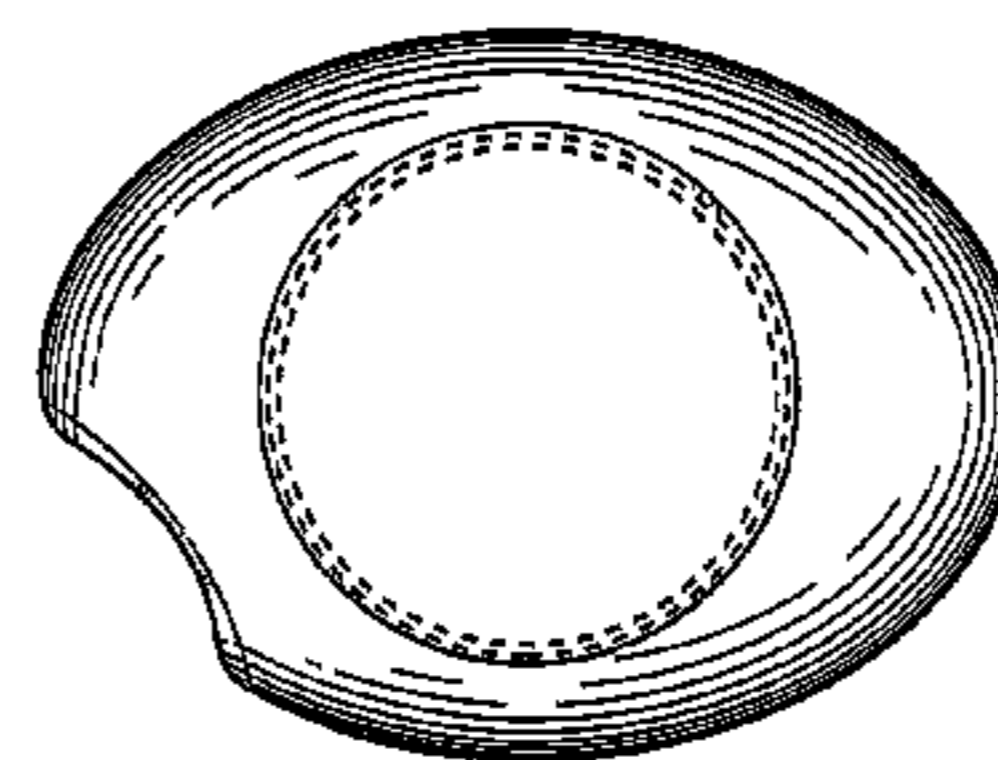
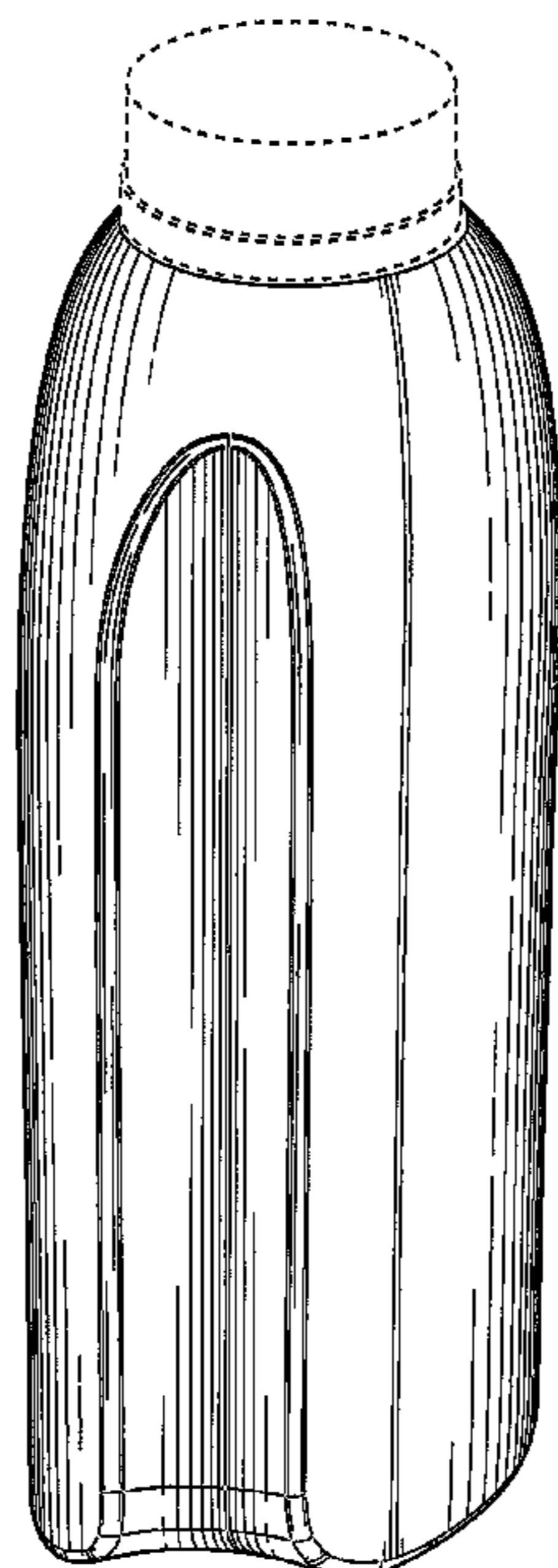
FIG. 5 is a right side elevational view thereof;

FIG. 6 is a top plan view thereof; and,

FIG. 7 is a bottom plan view thereof.

The broken lines shown in the drawing views are included for the purpose of illustrating environmental structure and form no part of the claimed design.

1 Claim, 5 Drawing Sheets



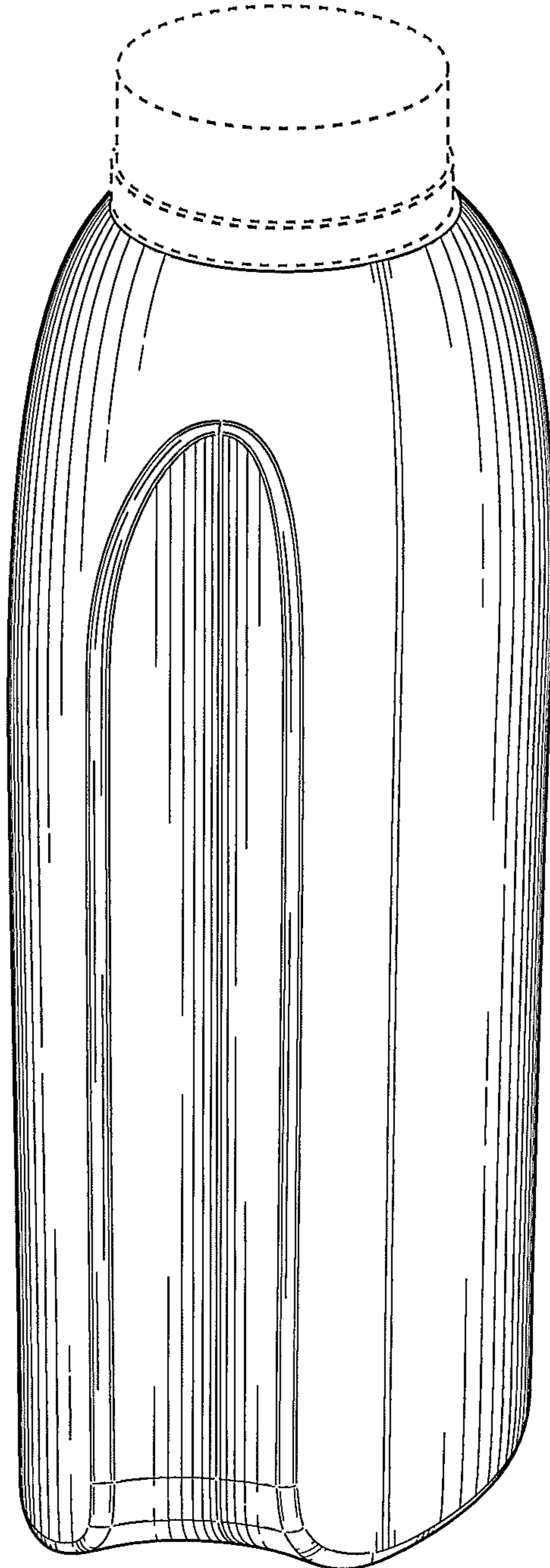


FIG. 1




FIG. 2

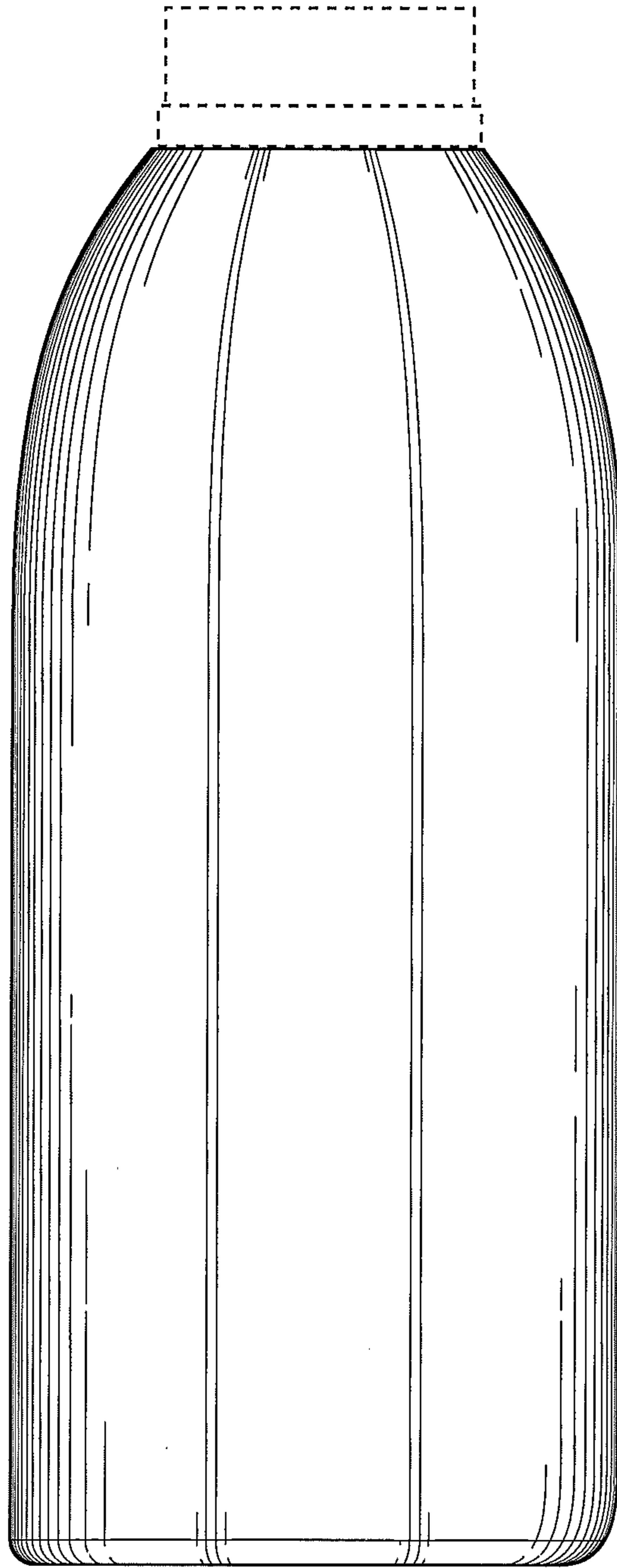


FIG. 3




FIG. 4

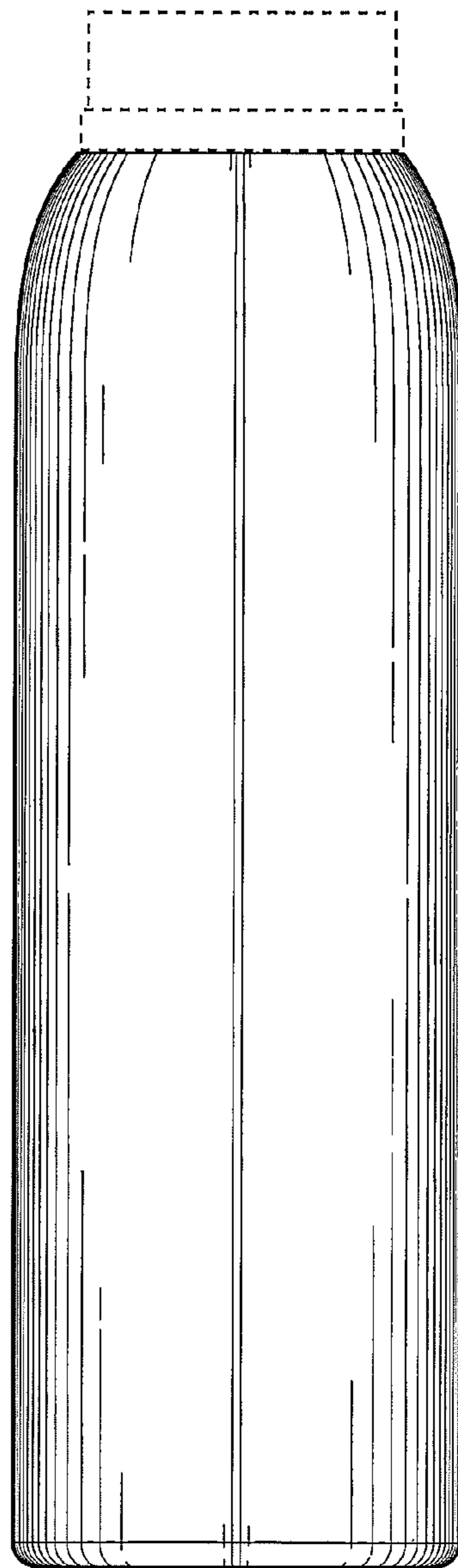


FIG. 5

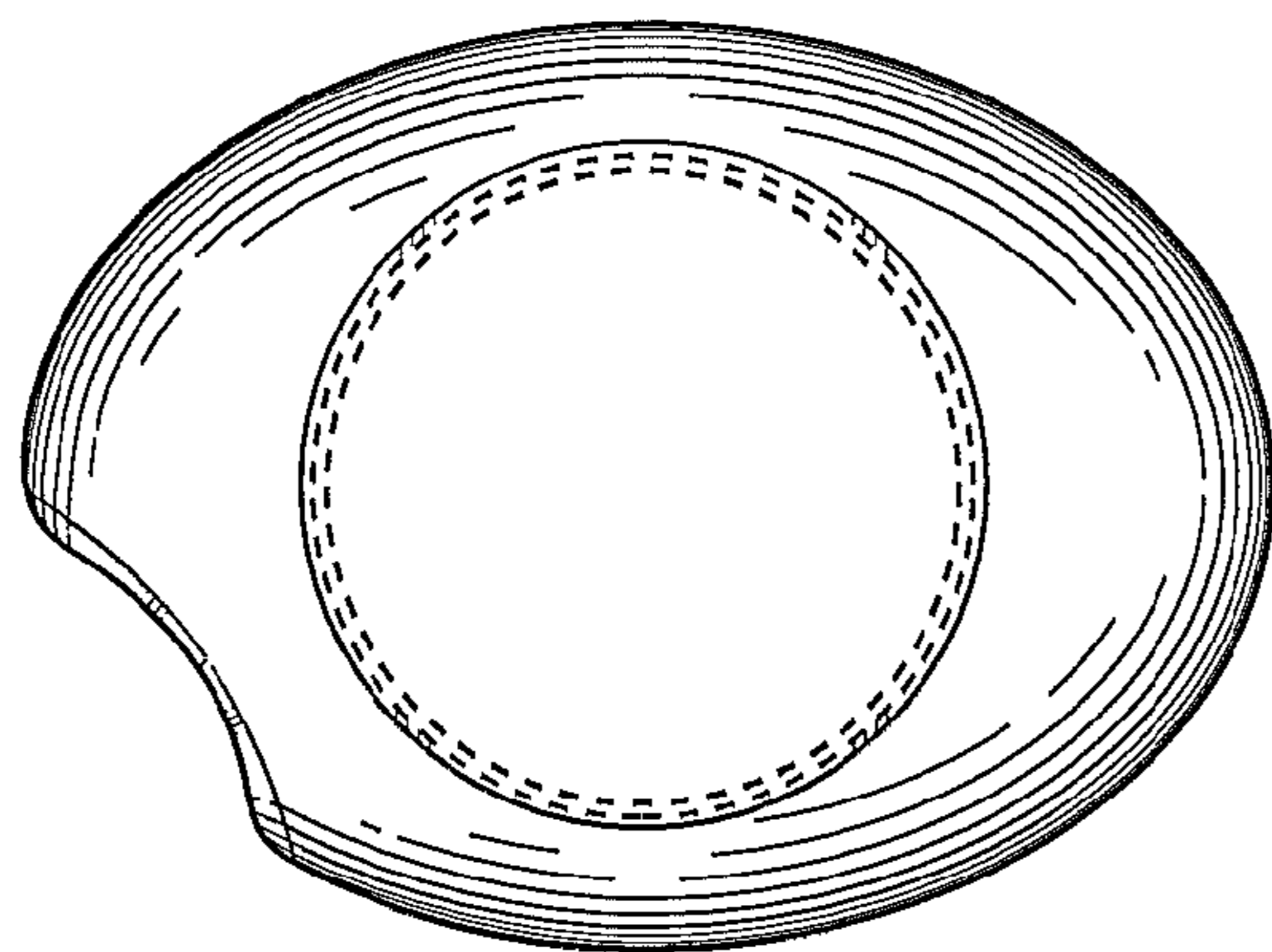


FIG. 6

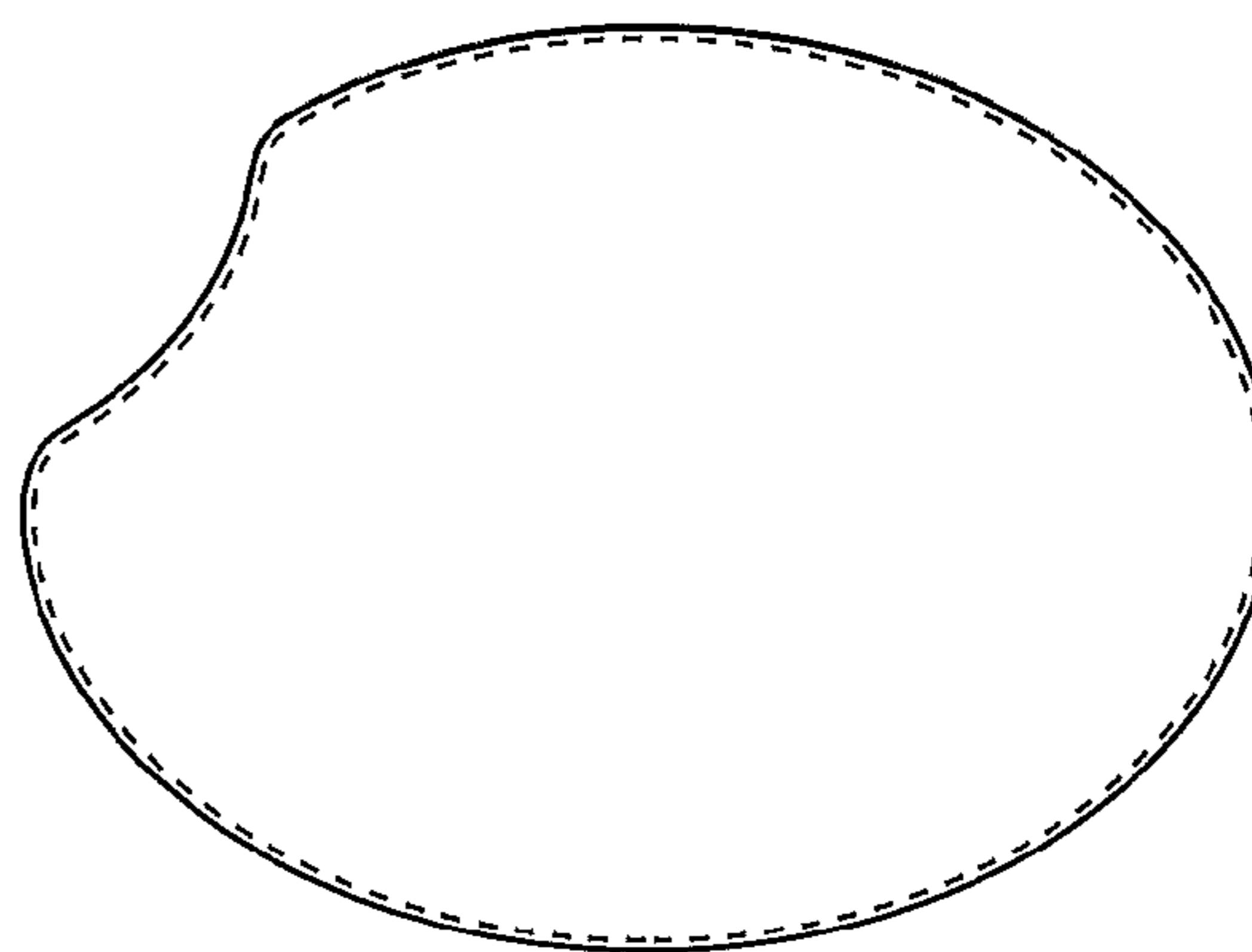


FIG. 7