

US00D721956S

(12) **United States Design Patent**
Katopo et al.

(10) **Patent No.:** **US D721,956 S**
(45) **Date of Patent:** **** Feb. 3, 2015**

(54) **PACKAGING**

(71) Applicants: **Juniwati Katopo**, Elgin, IL (US); **Ava K. Wilson**, Chicago, IL (US); **Brian Palmer**, Highwood, IL (US); **Emily Somers**, Cary, IL (US)

(72) Inventors: **Juniwati Katopo**, Elgin, IL (US); **Ava K. Wilson**, Chicago, IL (US); **Brian Palmer**, Highwood, IL (US); **Emily Somers**, Cary, IL (US)

(73) Assignee: **Medline Industries, Inc.**, Mundelein, IL (US)

(**) Term: **14 Years**

(21) Appl. No.: **29/449,738**

(22) Filed: **Mar. 15, 2013**

(51) **LOC (10) Cl.** **09-03**

(52) **U.S. Cl.**
USPC **D9/432**

(58) **Field of Classification Search**

CPC B65D 5/00; B65D 5/0015; B65D 5/0045;
B65D 5/18; B65D 5/40; B65D 5/2033;
B65D 1/22; B65D 1/225; B65D 1/24; B65D
1/34; B65D 1/38
USPC D9/414-433, 444-445, 456, 711, 715,
D9/718, 748; D7/601, 602, 538, 540,
D7/550.1; D3/203.5, 202, 207, 210;
D4/116

See application file for complete search history.

(56) **References Cited**

U.S. PATENT DOCUMENTS

D357,861 S * 5/1995 Sawa et al. D9/432
D379,759 S * 6/1997 Mulry D9/418
D391,481 S * 3/1998 Oxley D9/432
D396,806 S * 8/1998 Burke et al. D9/434
D527,253 S * 8/2006 Hamuro et al. D9/432
D552,984 S * 10/2007 Baron D9/432

D680,862 S * 4/2013 Thompson et al. D9/432
D707,552 S * 6/2014 Ahn et al. D9/432
D710,687 S * 8/2014 Katopo et al. D9/432

OTHER PUBLICATIONS

Medline VEN6045 Venom Steel Premium Industrial Nitrile Gloves, 50-Pack. [online] Retrieved from URL: <www.amazon.com/Medline-VEN6045-Premium-Industrial-Nitrile/dp/B00ER12NSK>.*

* cited by examiner

Primary Examiner — Susan Bennett Hattan

Assistant Examiner — Vy Koenig

(74) *Attorney, Agent, or Firm* — McAndrews Held & Malloy, Ltd.

(57) **CLAIM**

The ornamental design for packaging, as shown and described.

DESCRIPTION

The application file contains at least one drawing executed in color. Copies of this patent application with color drawing(s) will be provided by the Office upon request and payment of the necessary fee.

FIG. 1 is a front perspective view of packaging showing our new design;

FIG. 2 is a front elevation view thereof;

FIG. 3 is a rear elevation view thereof;

FIG. 4 is a right side elevation view thereof;

FIG. 5 is a left side elevation view thereof;


FIG. 6 is a top plan view thereof; and,

FIG. 7 is a bottom plan view thereof.

The vertical and horizontal shade lines in the Figures are used to show that the surfaces are substantially planar and not to be interpreted as surface ornamentation.

The dotted lines shown in FIGS. 1 and 4 represent perforations and form no part of the claimed design.

1 Claim, 4 Drawing Sheets
(4 of 4 Drawing Sheet(s) Filed in Color)






FIG. 1




FIG. 3




FIG. 2




FIG. 5



FIG. 4




FIG. 6




FIG. 7