



US00D721932S

(12) **United States Design Patent**
Azevedo

(10) **Patent No.:** **US D721,932 S**
(45) **Date of Patent:** **** Feb. 3, 2015**

(54) **CHAIN TOOL**

(71) Applicant: **Kenneth C. Azevedo**, White City, OR
(US)

(72) Inventor: **Kenneth C. Azevedo**, White City, OR
(US)

(**) Term: **14 Years**

(21) Appl. No.: **29/461,516**

(22) Filed: **Jul. 24, 2013**

(51) **LOC (10) Cl.** **08-05**

(52) **U.S. Cl.**
USPC **D8/14**

(58) **Field of Classification Search**
USPC D8/12, 21, 28, 81, 88, 89, 105; 7/100;
254/113, 120; 81/177.1, 177.5-177.9
See application file for complete search history.

(56) **References Cited**

U.S. PATENT DOCUMENTS

1,534,284	A *	4/1925	Pelletier	81/15.8
2,549,910	A *	4/1951	Hinds	81/177.5
2,592,096	A *	4/1952	Young	81/15.8
3,872,527	A *	3/1975	Tregoning	7/100
4,210,036	A *	7/1980	Nakata	81/15.8

4,607,406	A *	8/1986	Davis, Jr.	7/100
4,733,583	A *	3/1988	Lewis	81/177.2
7,007,572	B2 *	3/2006	Woodworth et al.	81/15.8
7,059,220	B1 *	6/2006	Liou	81/124.5
D573,424	S *	7/2008	Mitchell	D8/14
D631,309	S *	1/2011	Patti	D8/21
D715,611	S *	10/2014	Stamm et al.	D8/24

* cited by examiner

Primary Examiner — Phillip S Hyder

(74) *Attorney, Agent, or Firm* — Jerry Haynes Law

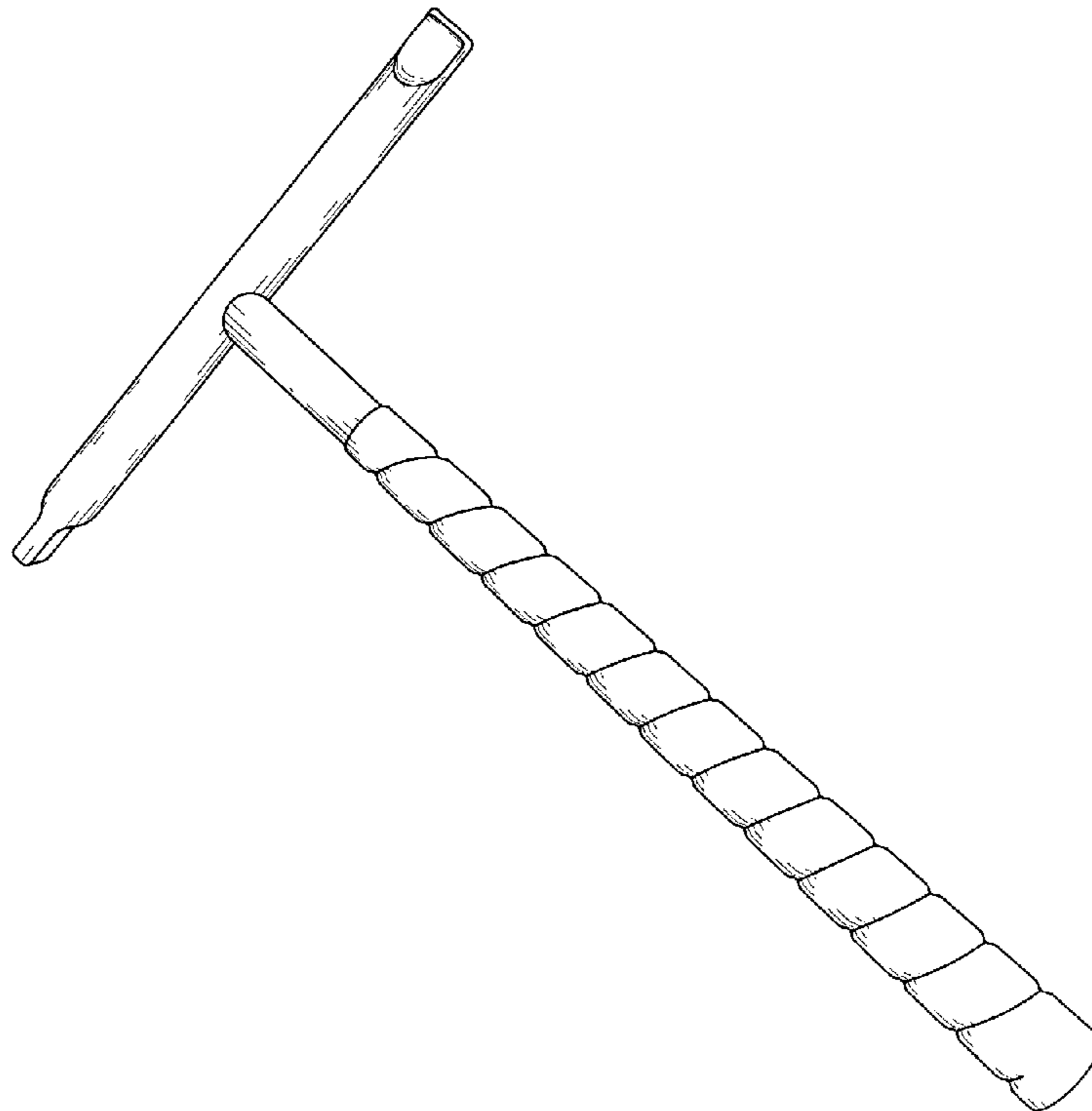
(57) **CLAIM**

The ornamental design for a chain tool, as shown and described.

DESCRIPTION

FIG. 1 is a left side perspective view of a chain tool showing the new design;
FIG. 2 is a top view thereof;
FIG. 3 is a bottom view thereof;
FIG. 4 is a left side view thereof;
FIG. 5 is a right side view thereof;
FIG. 6 is a rear view thereof; and,
FIG. 7 is front view thereof.

1 Claim, 2 Drawing Sheets



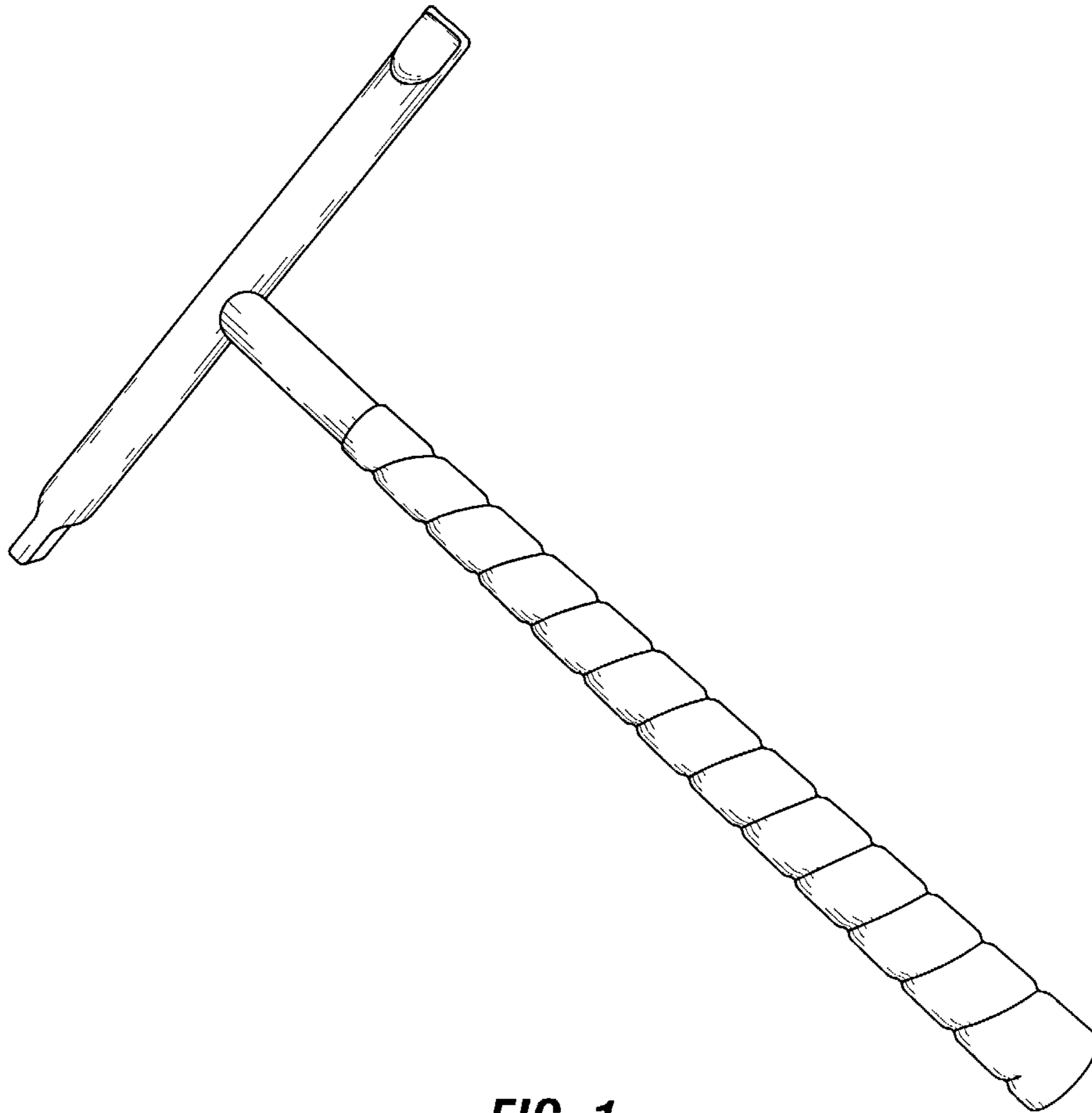


FIG. 1

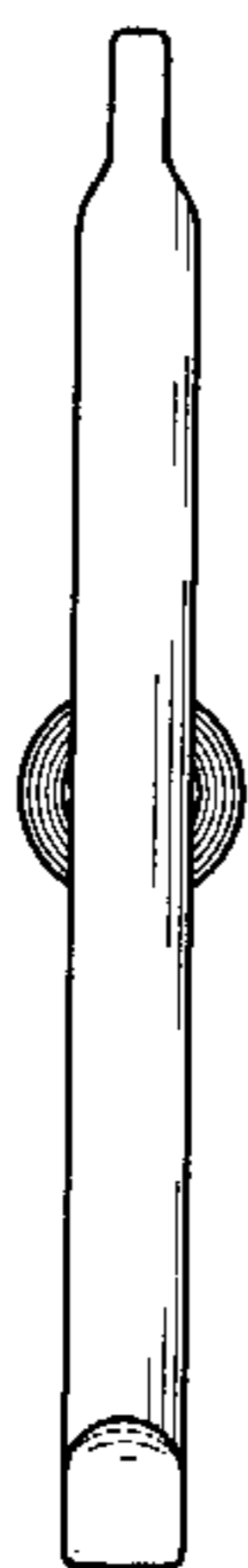


FIG. 2

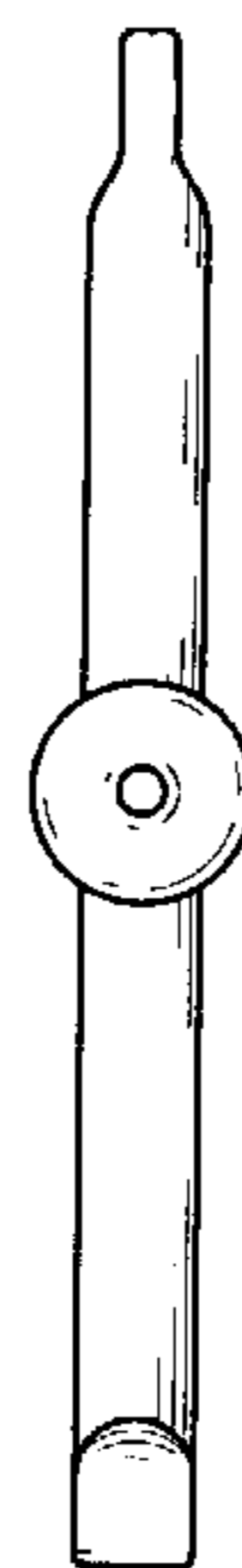


FIG. 3

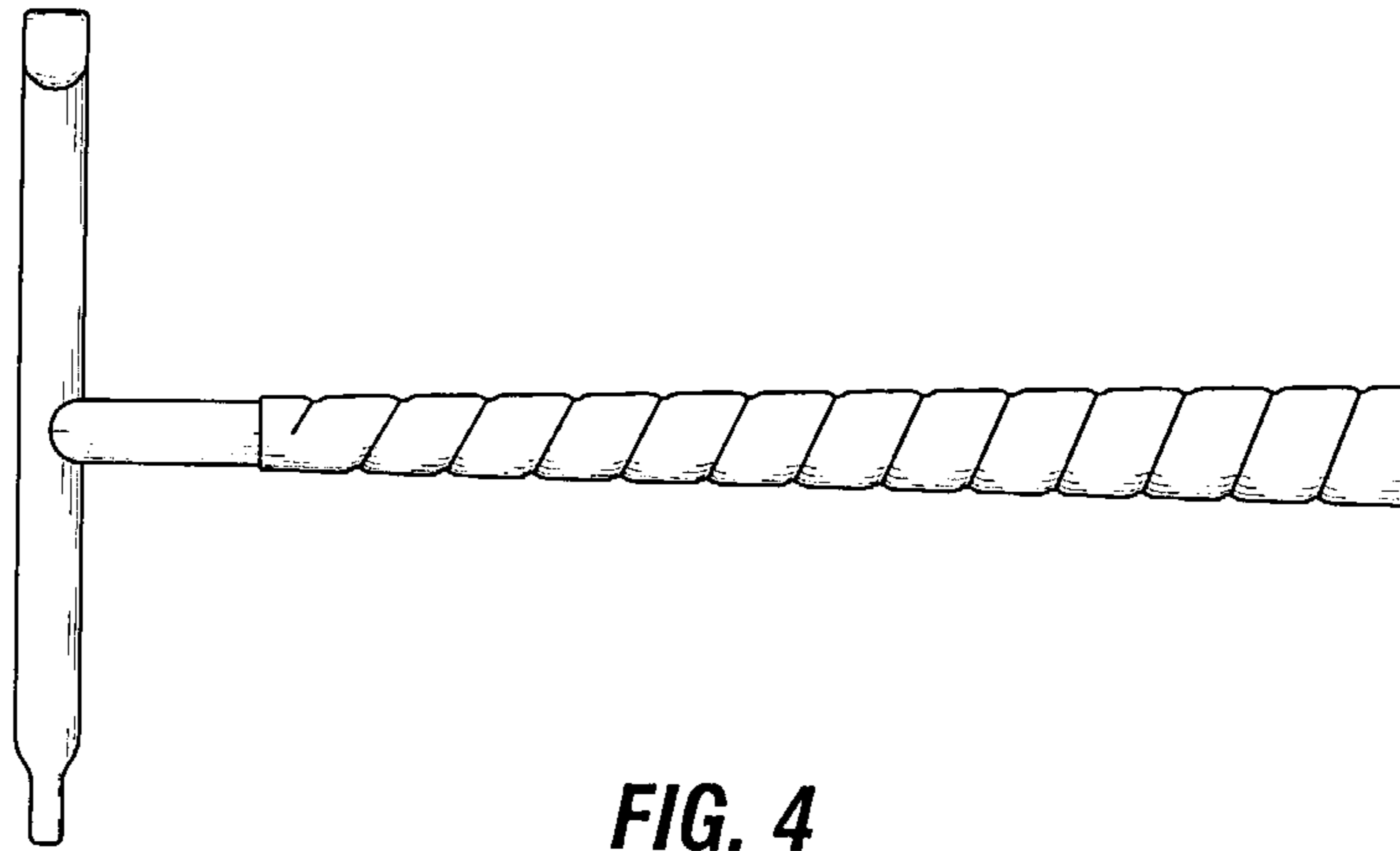


FIG. 4

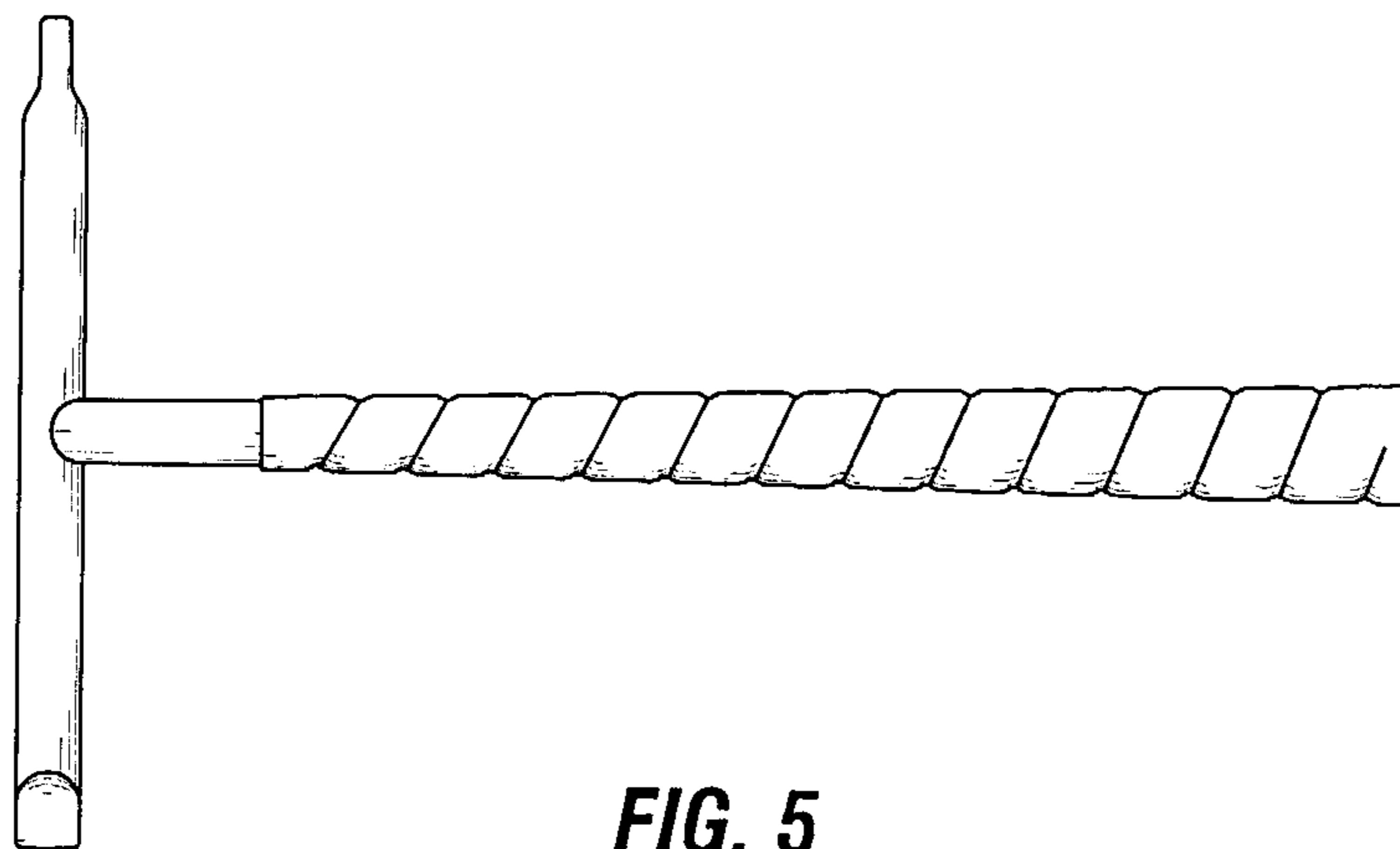


FIG. 5



FIG. 6



FIG. 7