



US00D721905S

(12) **United States Design Patent**
Breeden, III et al.

(10) **Patent No.:** **US D721,905 S**
(45) **Date of Patent:** **** Feb. 3, 2015**

(54) **GRAVITY FED DISPLAY RACK FOR MULTI-BALL MOUNTS**

(71) Applicant: **Winston Products LLC**, Cleveland, OH (US)

(72) Inventors: **Winston Breeden, III**, Chagrin Falls, OH (US); **Thaddeus T. Brej**, Rocky River, OH (US)

(73) Assignee: **Winston Products LLC**, Cleveland, OH (US)

(**) Term: **14 Years**

(21) Appl. No.: **29/484,808**

(22) Filed: **Mar. 13, 2014**

(51) **LOC (10) Cl.** **06-06**

(52) **U.S. Cl.**
USPC **D6/682.4**

(58) **Field of Classification Search**
USPC D6/396-397, 513-514, 566-567, 574, D6/672-673, 675-675.2, 705, 682.4, 683, D6/683.1, 705.2, 705.6; 211/1, 10, 13.1, 211/27, 44, 50-53, 59.2, 59.3, 70, 70.1, 211/86.01, 119.003, 133.5, 134; 312/348.3
See application file for complete search history.

(56) **References Cited**

U.S. PATENT DOCUMENTS

3,007,580	A *	11/1961	Dickson, Jr.	211/59.3
3,092,047	A *	6/1963	Chesley	108/137
D241,994	S *	10/1976	Shaner et al.	D6/431
4,416,380	A *	11/1983	Flum	211/59.2
D313,916	S *	1/1991	Ballard	D6/572
D317,094	S *	5/1991	Weinberg et al.	D6/463
D323,440	S *	1/1992	Bustos	D6/574
5,351,842	A *	10/1994	Remmers	211/90.03
D369,037	S *	4/1996	Wyatt et al.	D6/465
D375,860	S *	11/1996	Coretti et al.	D6/566
D382,133	S *	8/1997	Messina et al.	D6/409

5,865,326	A *	2/1999	Spamer et al.	211/181.1
D410,805	S *	6/1999	Ludviksson	D6/464
D416,722	S *	11/1999	Hartwall	D6/511
D423,857	S *	5/2000	Shea	D6/566
D455,295	S *	4/2002	Miller	D6/462
D457,014	S *	5/2002	Miller	D6/462
6,394,288	B1 *	5/2002	Hartwall	211/74
6,631,812	B2 *	10/2003	Ruiz	211/85.29
D485,109	S *	1/2004	Oberhaus	D6/574
D489,205	S *	5/2004	Droppers et al.	D6/511
D521,286	S *	5/2006	Colmenares	D6/511
D544,250	S *	6/2007	Daugherty et al.	D6/463
D547,955	S *	8/2007	Johnson et al.	D6/566
D585,216	S *	1/2009	Colin	D6/462
D592,427	S *	5/2009	Meyer et al.	D6/462
7,810,440	B2 *	10/2010	Ward	108/90
D627,989	S *	11/2010	Geoffrey	D6/464
7,896,171	B2 *	3/2011	Battaglia	211/59.2
D655,542	S *	3/2012	Baingo	D6/511
D657,171	S *	4/2012	Chapman et al.	D6/510
D676,694	S *	2/2013	Daily	D6/707.22

(Continued)

Primary Examiner — Kelley Donnelly

(74) Attorney, Agent, or Firm — Cooper Legal Group, LLC

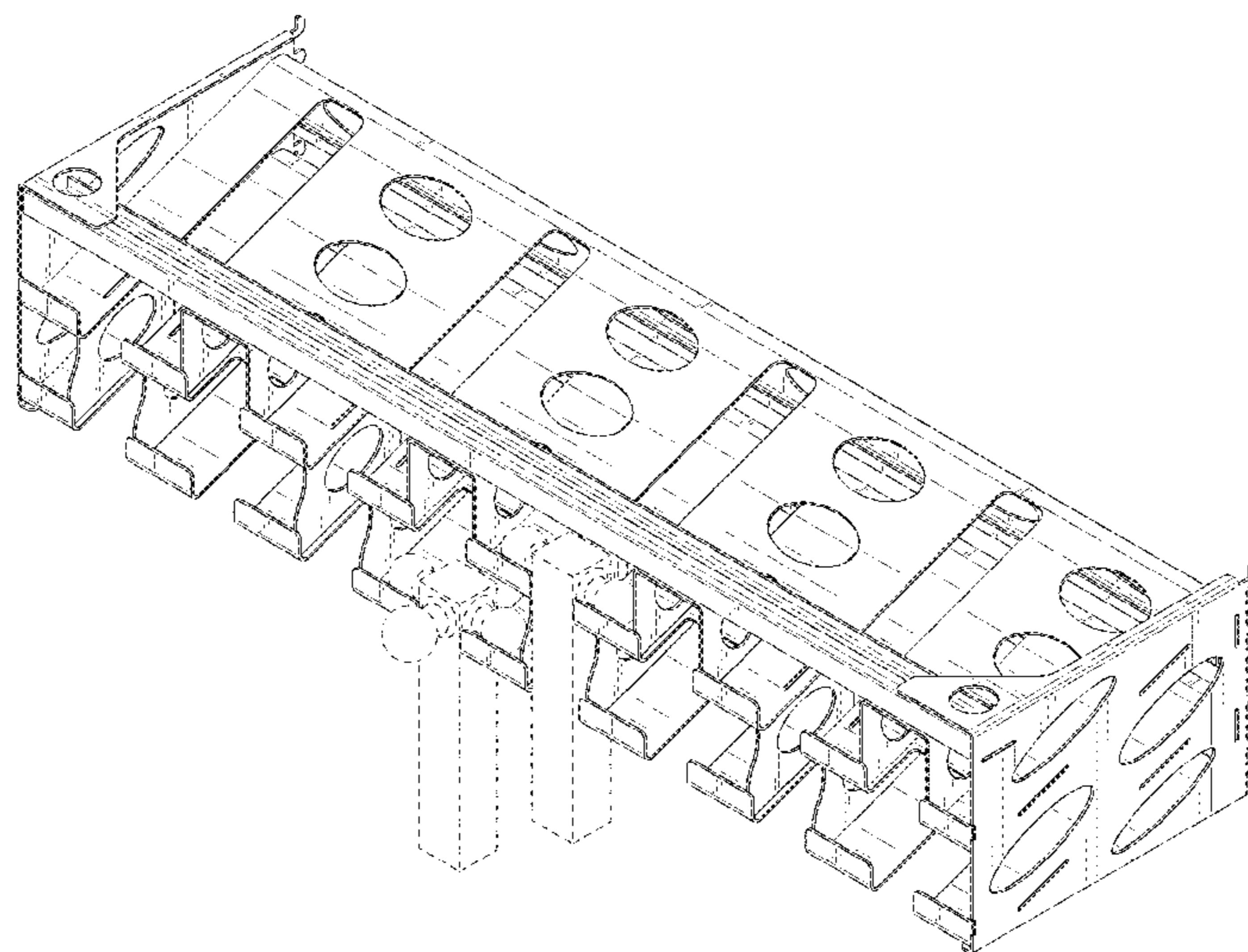
(57) **CLAIM**

The ornamental design for gravity fed display rack for multi-ball mounts, as shown and described.

DESCRIPTION

FIG. 1 is a perspective view of a gravity fed display rack for multi-ball mounts showing the new design; FIG. 2 is a front-side view thereof; FIG. 3 is a rear-side view thereof; FIG. 4 is a left-side view thereof; FIG. 5 is a right-side view thereof; FIG. 6 is a top-side view thereof; and, FIG. 7 is a bottom-side view thereof. The broken lines are for the purpose of illustrating the environment of the article only and form no part of the claimed design.

1 Claim, 6 Drawing Sheets



US D721,905 S

Page 2

(56)

References Cited

U.S. PATENT DOCUMENTS

D680,361 S * 4/2013 Zobel et al. D6/705
D681,981 S * 5/2013 Sharpe et al. D6/707.22

D687,253 S * 8/2013 McIntyre D6/705.6
D699,986 S * 2/2014 Tsai D6/675.4
D701,408 S * 3/2014 Mason et al. D6/705.7
D709,719 S * 7/2014 Hsu D6/683.1

* cited by examiner

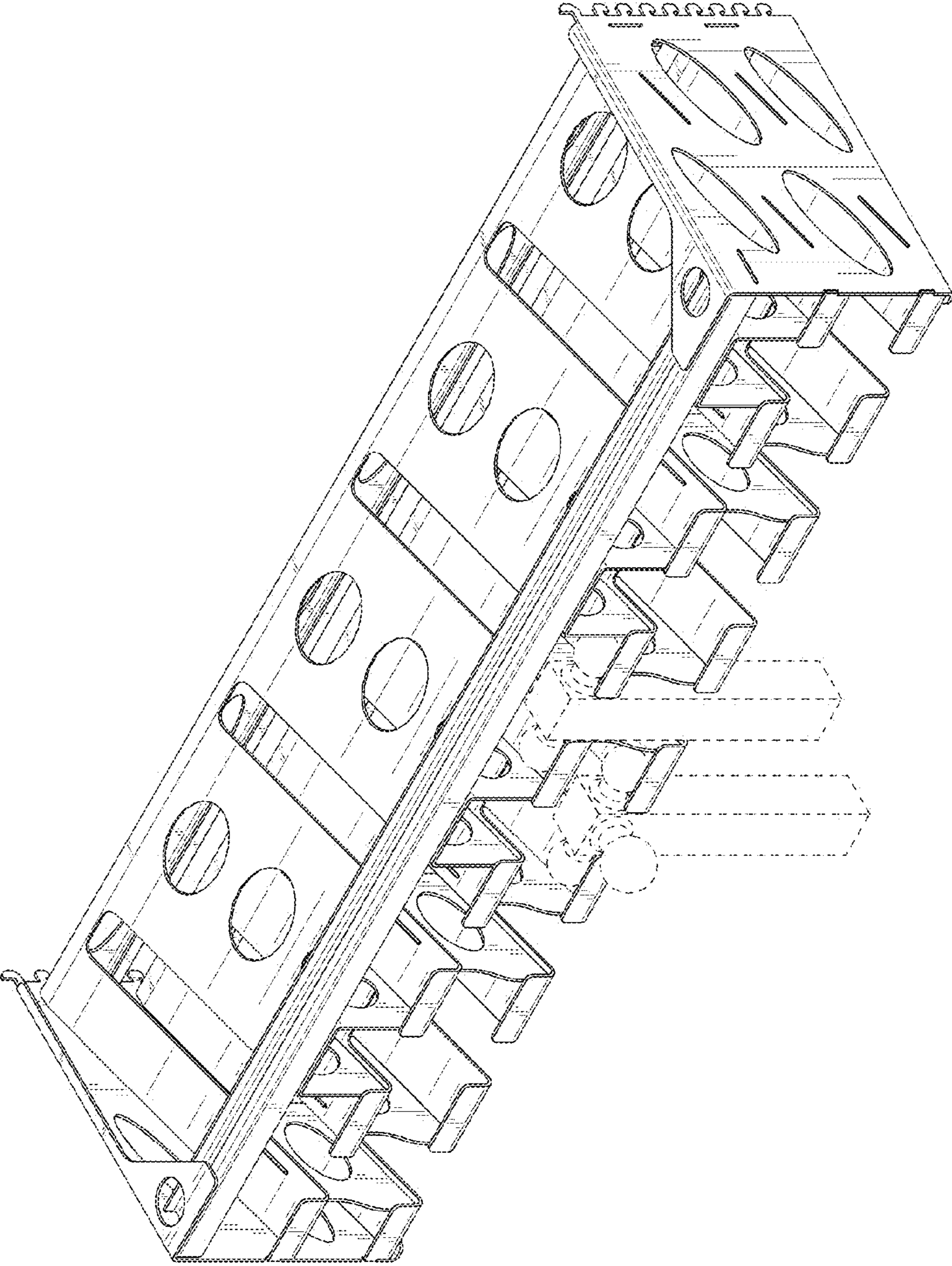


FIG. 1

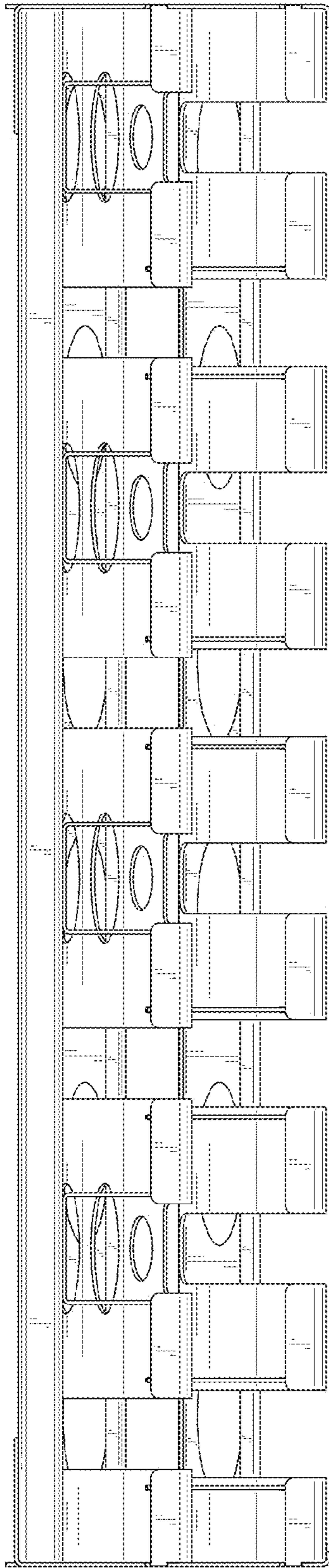


FIG. 2

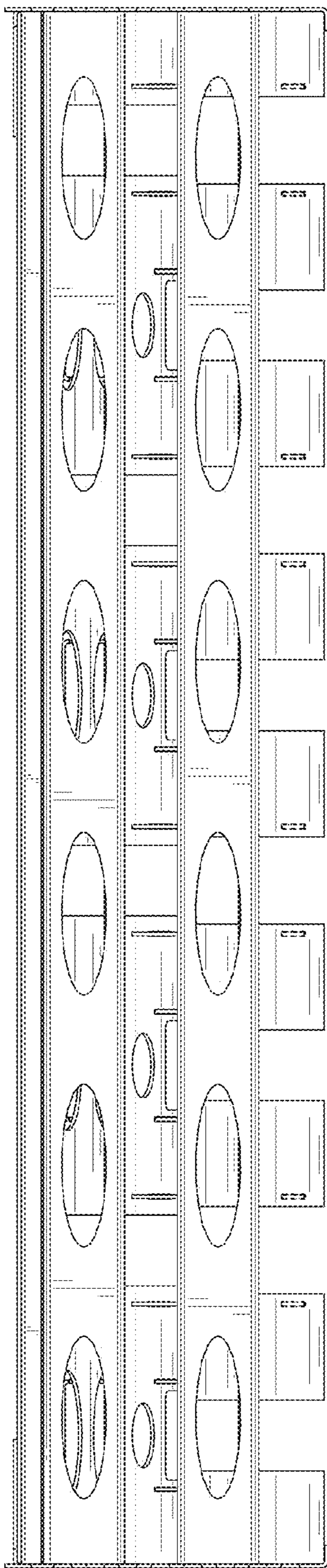


FIG. 3

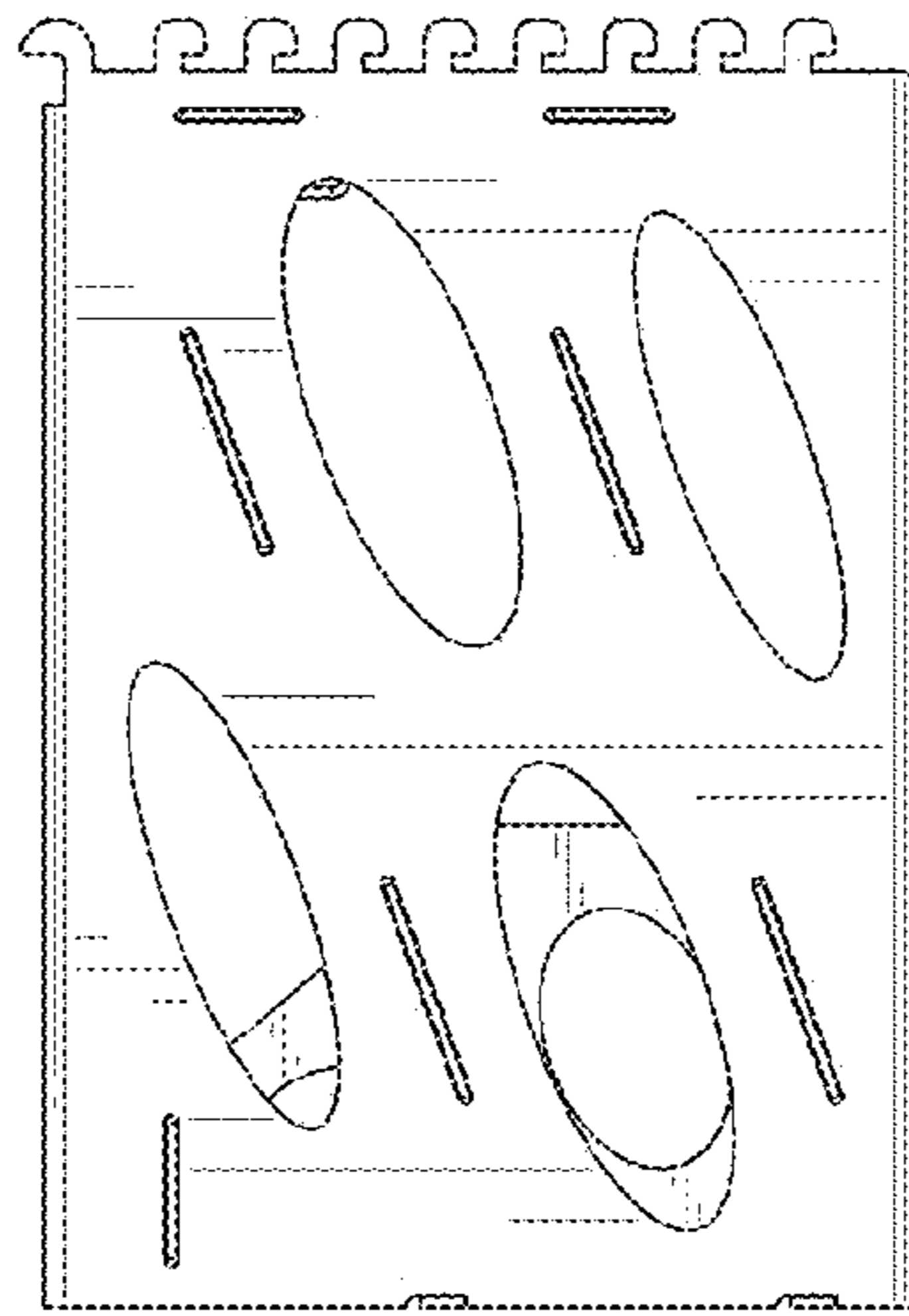


FIG. 5




FIG. 4

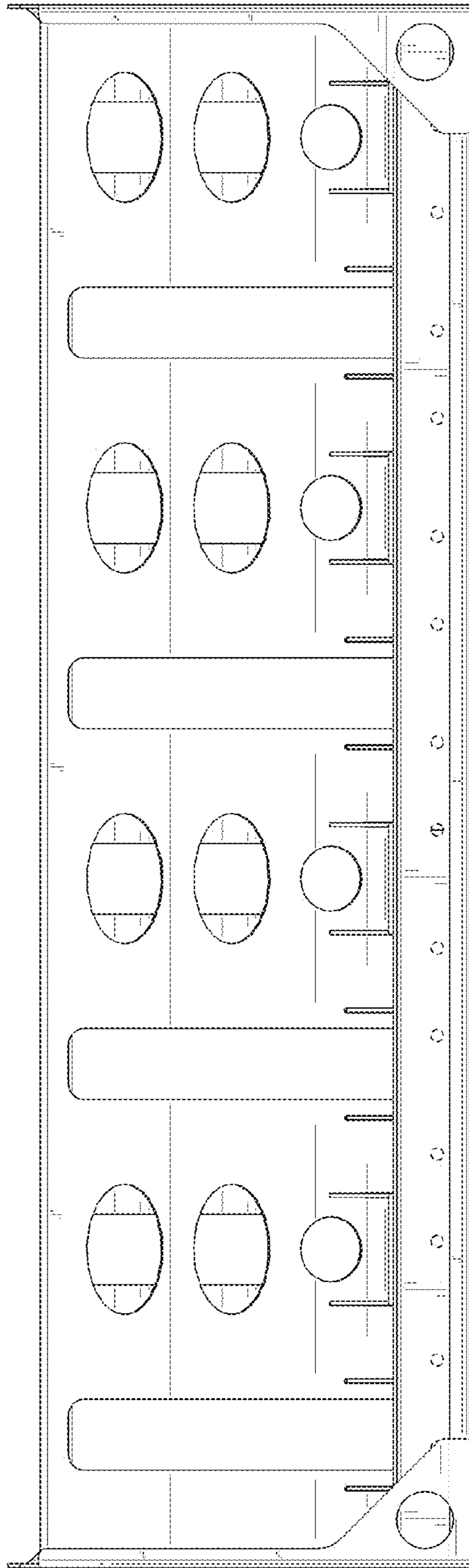


FIG. 6

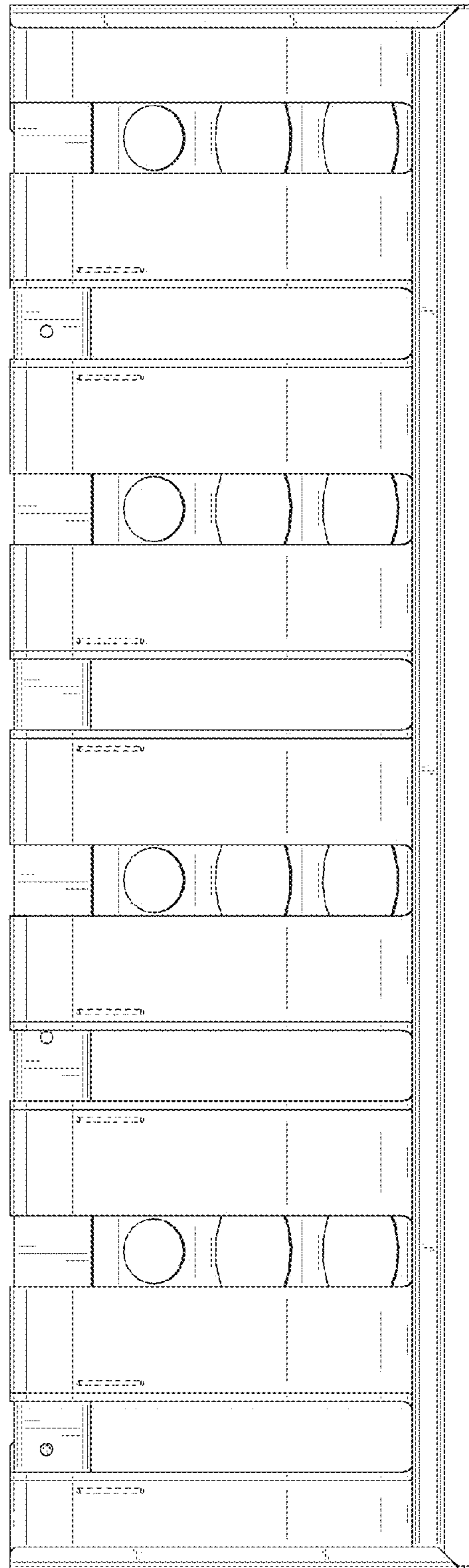


FIG. 7