



US00D721895S

(12) **United States Design Patent**  
**Beermann et al.**

(10) **Patent No.:** **US D721,895 S**  
(45) **Date of Patent:** **\*\* Feb. 3, 2015**

(54) **VEHICLE SEAT**

(56) **References Cited**

(71) Applicant: **Recaro Automotive Ltd. & Co. KG**,  
Kirchheim/Teck (DE)

U.S. PATENT DOCUMENTS

(72) Inventors: **Frank Beermann**, Kirchheim/Teck  
(DE); **Michael Ritzel**, Stuttgart (DE);  
**Dieter Armbrrecht**, Kirchheim/Teck  
(DE)

D396,152 S *	7/1998	Beermann et al. ....	D6/356
D453,425 S *	2/2002	Clarke .....	D6/356
D509,077 S *	9/2005	Beermann et al. ....	D6/356
D534,732 S *	1/2007	Chen .....	D6/356
D536,185 S *	2/2007	Ritzel .....	D6/356
D665,181 S *	8/2012	Crepeau .....	D6/356
D680,340 S *	4/2013	van Soolingen et al. ....	D6/356
D694,031 S *	11/2013	Ritzel .....	D6/356
D696,035 S *	12/2013	Hatter .....	D6/356

(73) Assignee: **Recaro Automotive Ltd. & Co. KG**,  
Kirchheim/Teck (DE)

\* cited by examiner

(\*\*) Term: **14 Years**

*Primary Examiner* — Mimosa De

(21) Appl. No.: **29/480,500**

(74) *Attorney, Agent, or Firm* — Muncy, Geissler, Olds &  
Lowe, P.C.

(22) Filed: **Jan. 27, 2014**

(57) **CLAIM**

The ornamental design for a vehicle seat, as shown and  
described.

(30) **Foreign Application Priority Data**

**DESCRIPTION**

Jul. 25, 2013 (EM) ..... 002281147-0001

(51) **LOC (10) Cl.** ..... **06-01**

(52) **U.S. Cl.**  
USPC ..... **D6/356**

(58) **Field of Classification Search**  
CPC ..... B60N 2/48; B60N 2/22; B60N 2/449;  
B60N 2/4882; A47C 7/40; A47C 7/022;  
A47C 7/18  
USPC ..... D6/334-336, 356, 367, 368, 374, 375,  
D6/716, 716.1, 716.2, 716.3, 716.4;  
297/396, 353, 354.1, 452.21, 452.24,  
297/452.26, 452.29, 452.34, 452.35

FIG. 1 is a perspective view of a vehicle seat showing my new  
design;

FIG. 2 is a front elevational view thereof;

FIG. 3 is a rear elevational view thereof;

FIG. 4 is a right side view thereof;

FIG. 5 is a left side view thereof; and,

FIG. 6 is a top plan view thereof.

The dashed lines shown throughout the various figures rep-  
resent stitching.

The broken line showing is for the purpose of illustrating  
environment structure only and forms no part of the claimed  
design.

See application file for complete search history.

**1 Claim, 6 Drawing Sheets**

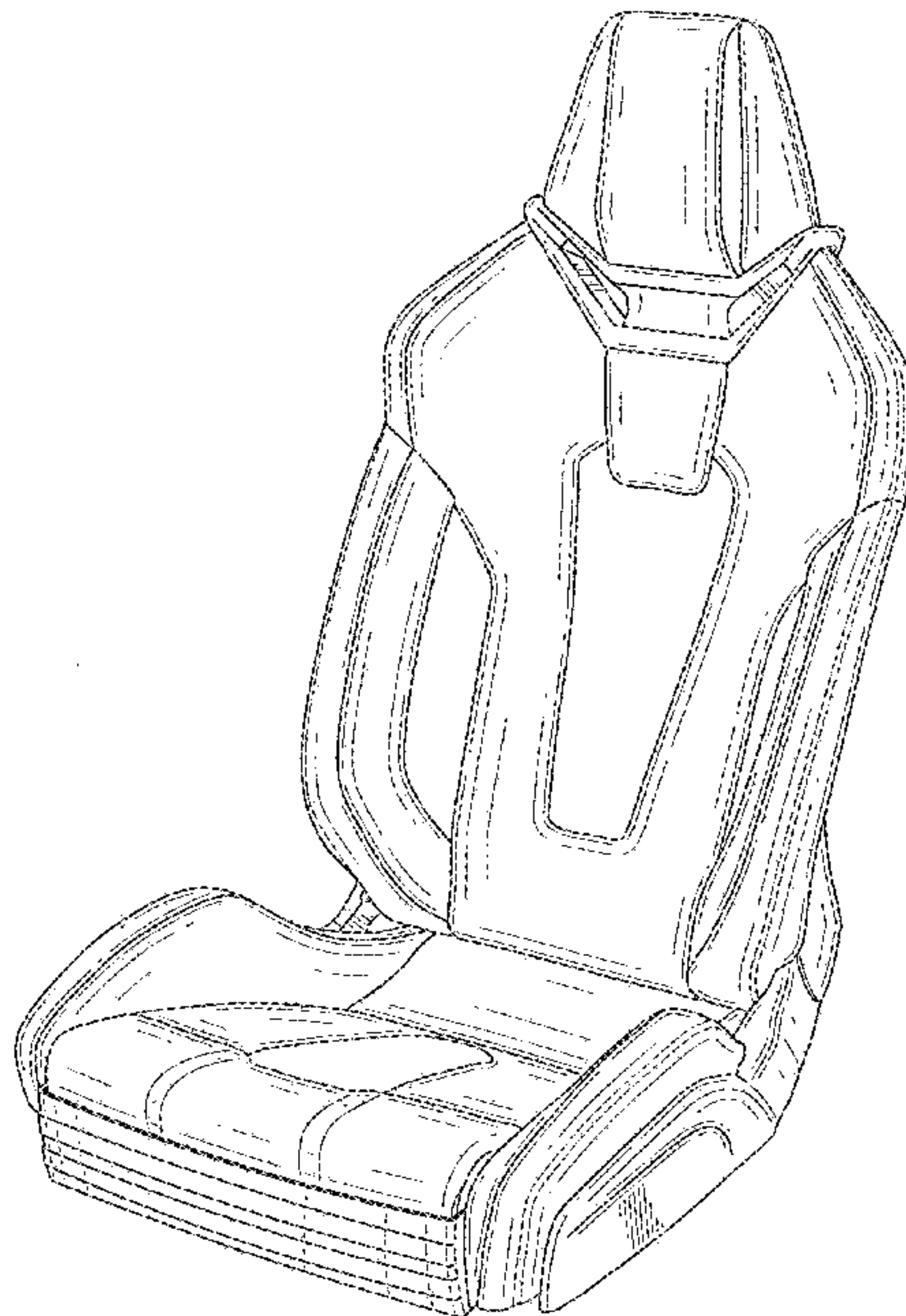




FIG. 1



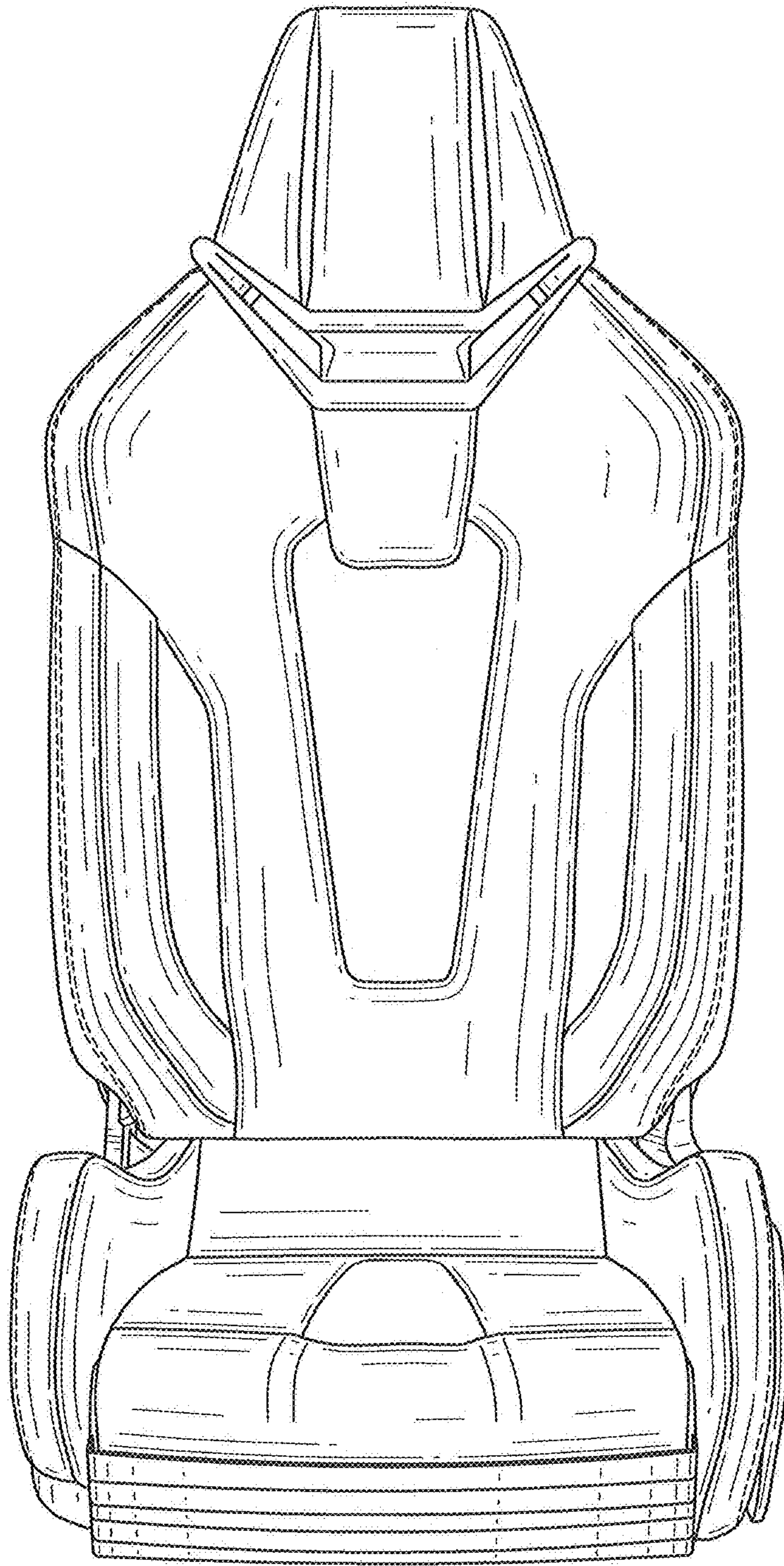


FIG.2

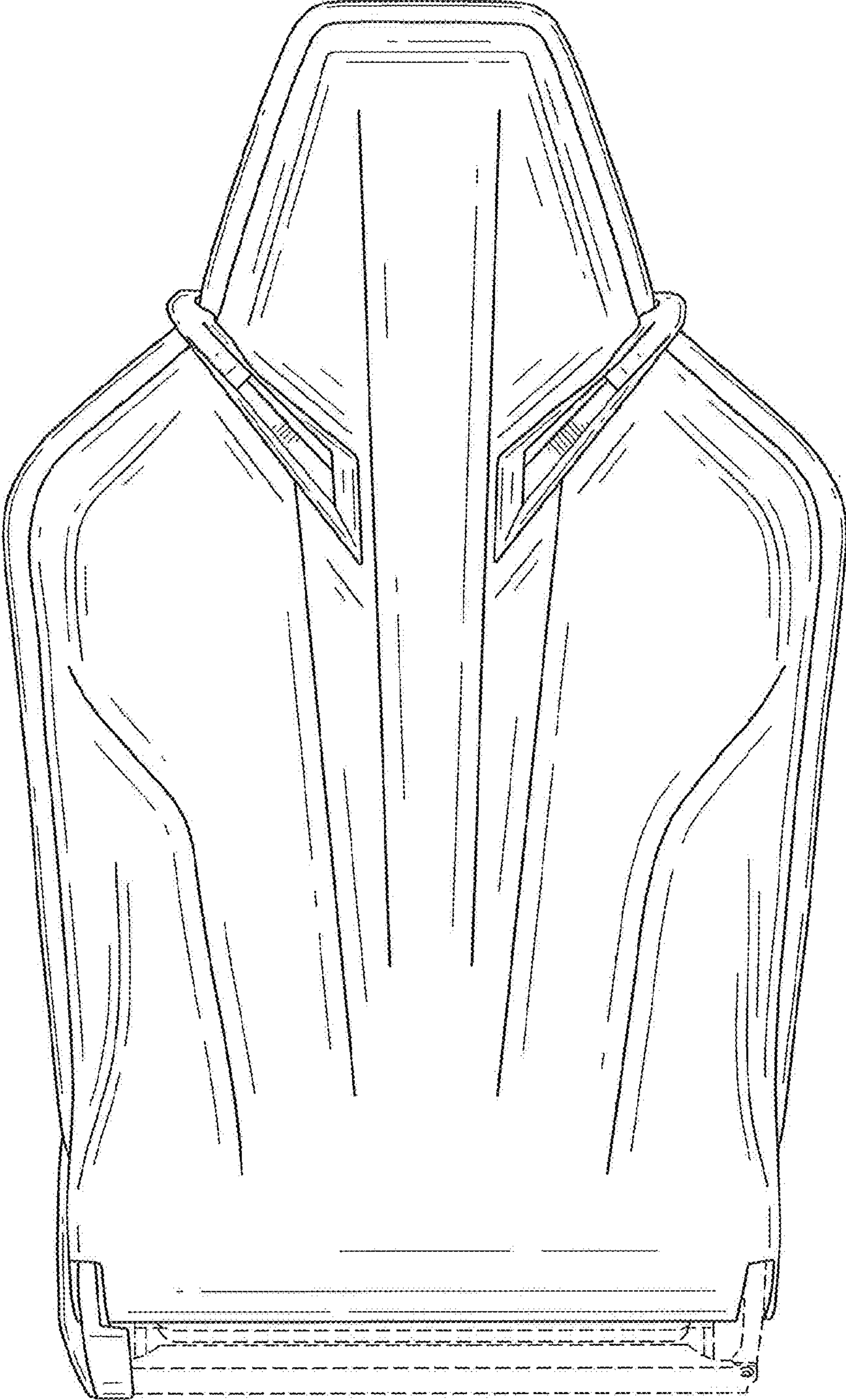


FIG.3

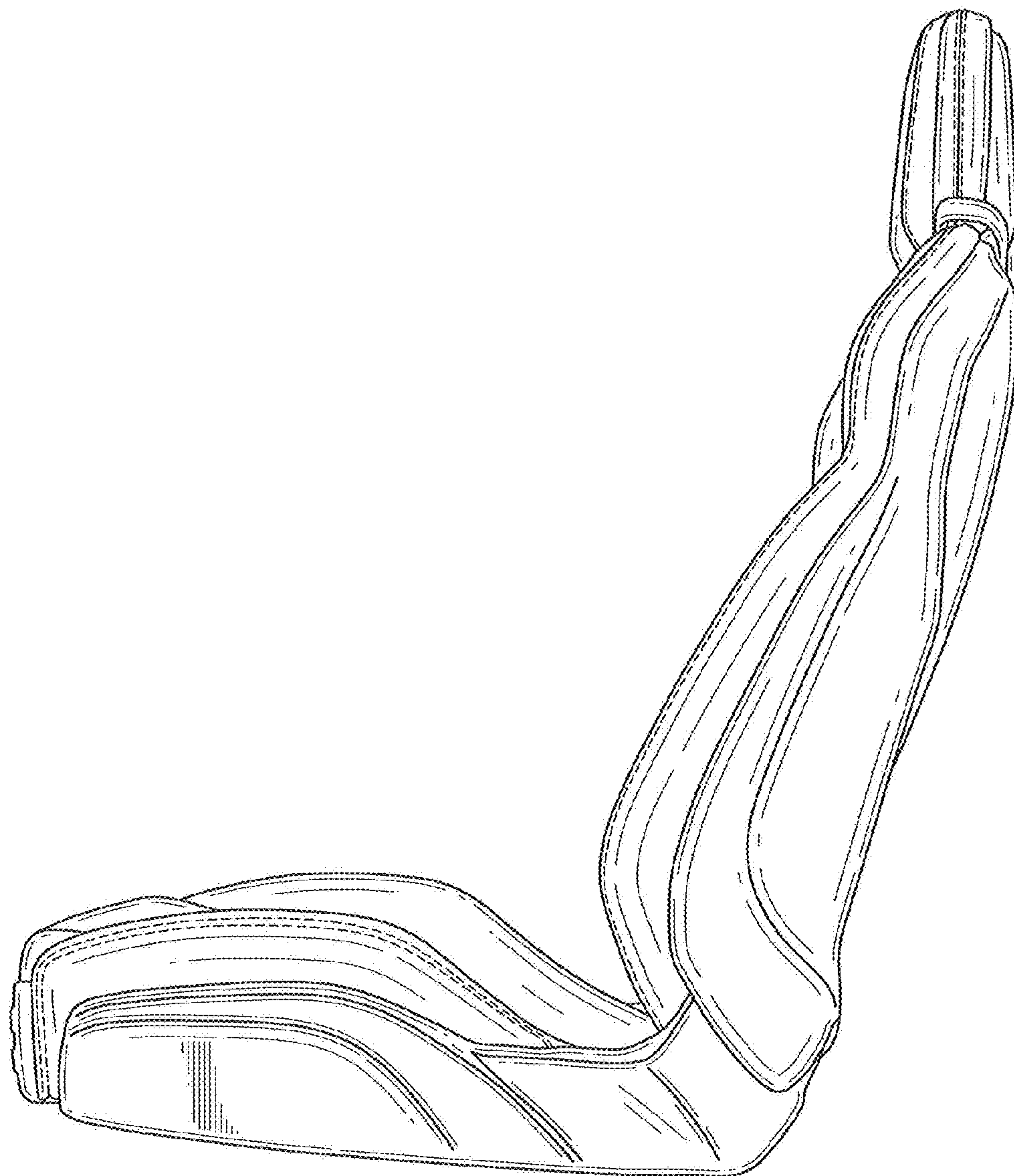


FIG.4



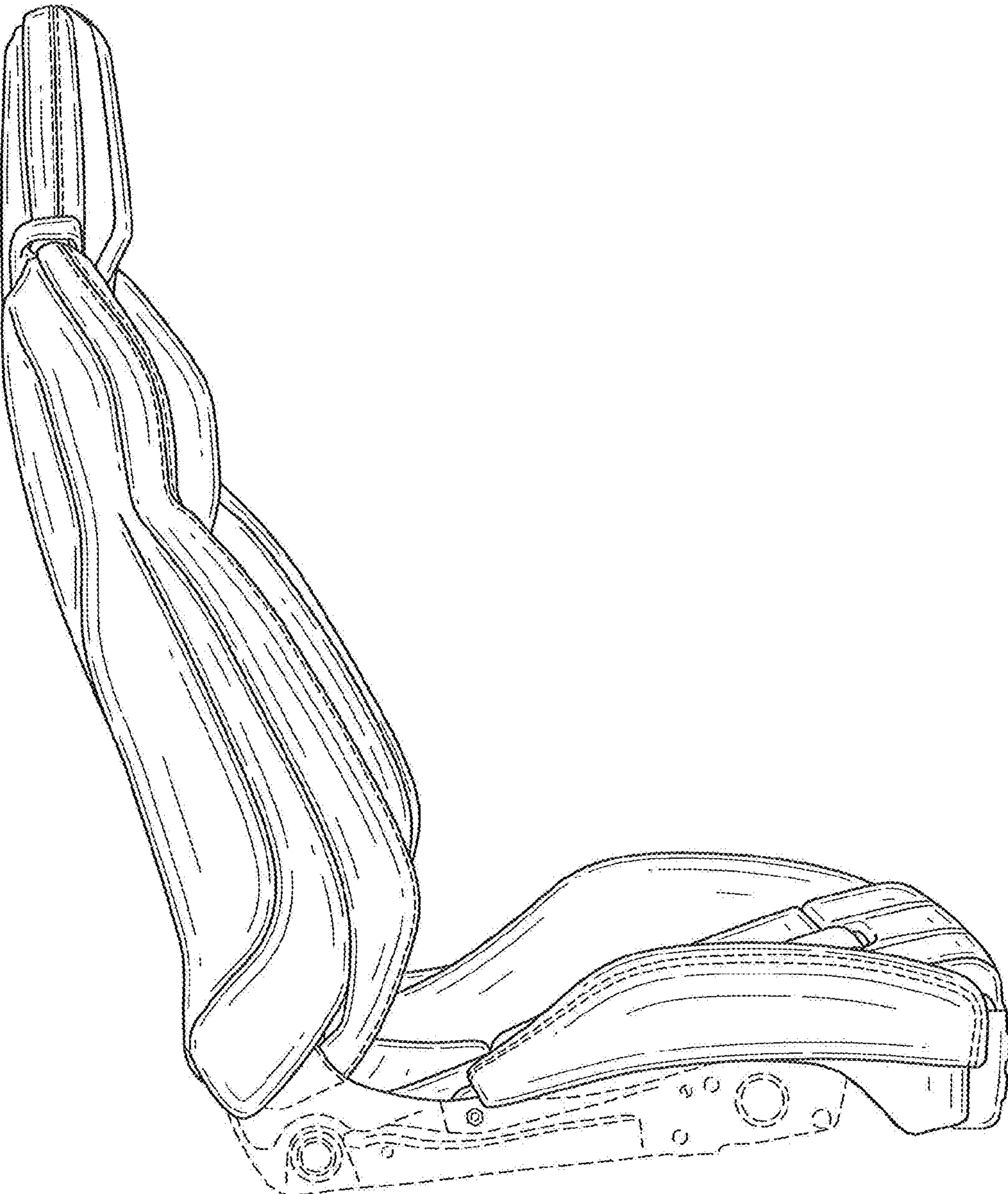


FIG.5

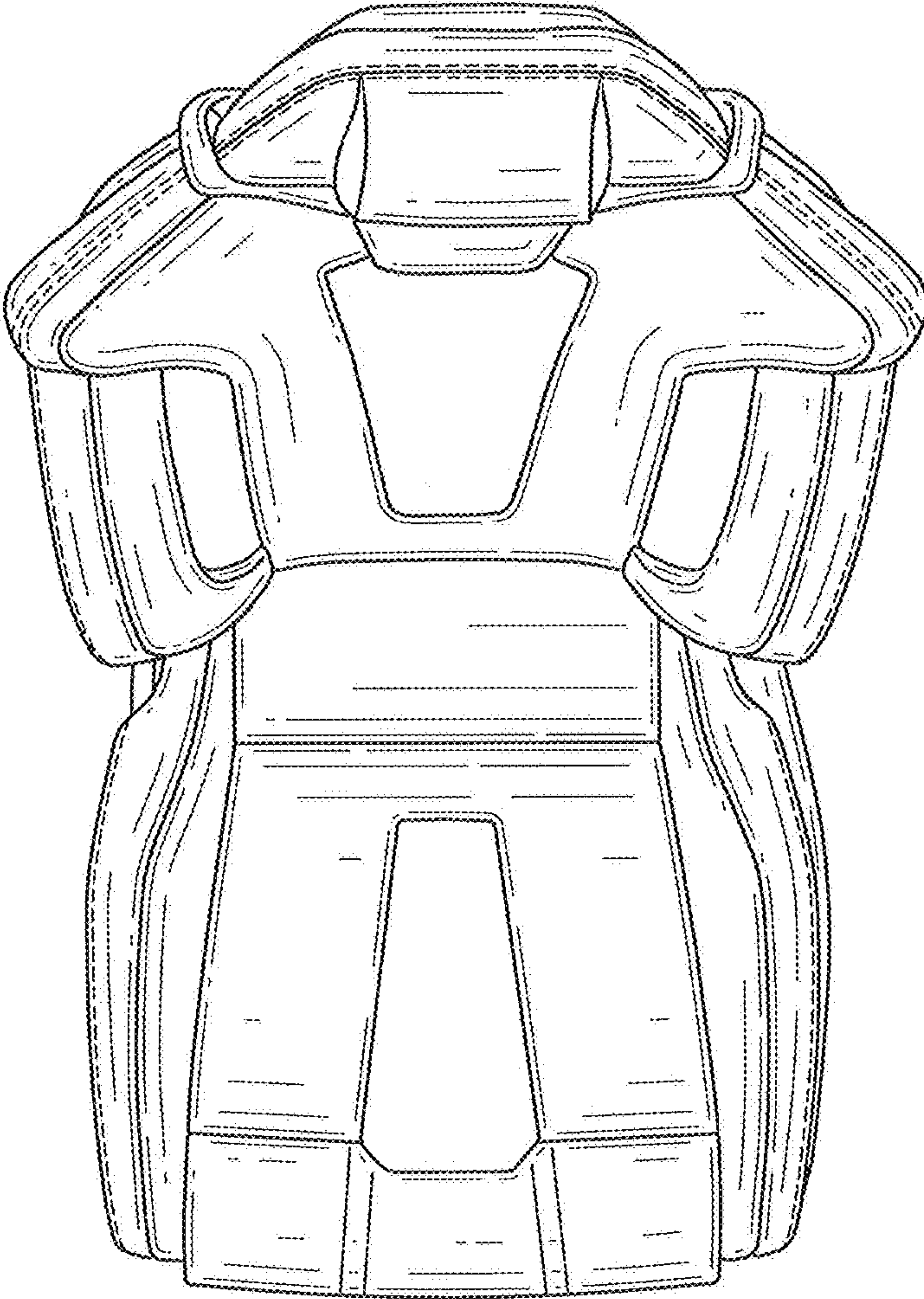


FIG.6