

US00D721885S

(12) **United States Design Patent**
Ranginwala

(10) **Patent No.:** **US D721,885 S**
(45) **Date of Patent:** **** Feb. 3, 2015**

- (54) **UMBRELLA**
- (76) Inventor: **Asif L. Ranginwala**, Vienna, VA (US)
- (**) Term: **14 Years**
- (21) Appl. No.: **29/417,088**
- (22) Filed: **Mar. 29, 2012**
- (51) **LOC (10) Cl.** **03-03**
- (52) **U.S. Cl.**
USPC **D3/5; D3/16**
- (58) **Field of Classification Search**
USPC **D3/5, 6, 10; 135/15.1, 33.2**
See application file for complete search history.

D587,447 S *	3/2009	You	D3/5
D591,947 S *	5/2009	Williams	D3/5
D593,744 S *	6/2009	Williams	D3/5
D624,303 S *	9/2010	Jones	D3/7
D652,203 S *	1/2012	Blauer	D3/5
D662,312 S *	6/2012	Kutz	D3/5
D668,443 S *	10/2012	Sims, II	D3/5
D674,179 S *	1/2013	Joo	D3/5

* cited by examiner

Primary Examiner — John Windmuller

(57) **CLAIM**
The ornamental design for an umbrella, as shown and described.


DESCRIPTION

FIG. 1 is a perspective view of an umbrella;
 FIG. 2 is a front elevational view thereof;
 FIG. 3 is a rear elevational view thereof;
 FIG. 4 is a left-side elevational view thereof;
 FIG. 5 is a right-side elevational view thereof;
 FIG. 6 is a top plan view thereof; and,
 FIG. 7 is a bottom plan view thereof.

The broken line showing of a plurality of ornaments in FIGS. 1-6 is included for the purpose of showing environmental portions of the umbrella and forms no part of the claimed design.

- (56) **References Cited**
U.S. PATENT DOCUMENTS
- | | | | |
|---------------|---------|------------------------|---------|
| D19,957 S * | 7/1890 | Bertoldo | D3/16 |
| D19,983 S * | 7/1890 | Carr | D3/16 |
| D73,948 S * | 11/1927 | Soriente | D3/7 |
| 2,435,650 A * | 2/1948 | Greene | 362/102 |
| D199,720 S * | 12/1964 | Wainerdi | D3/16 |
| 3,739,792 A * | 6/1973 | Holland | 135/16 |
| D325,670 S * | 4/1992 | Champigny | D3/7 |
| D326,184 S * | 5/1992 | Sadowski et al. | D3/16 |
| D336,981 S * | 7/1993 | Smith | D3/5 |
| D351,942 S * | 11/1994 | Shaw | D3/13 |
| D411,343 S * | 6/1999 | Brightbill et al. | D3/16 |
| D465,914 S * | 11/2002 | Hayden et al. | D3/7 |

1 Claim, 7 Drawing Sheets






FIG. 1




FIG. 2




FIG. 3




FIG. 4




FIG. 5

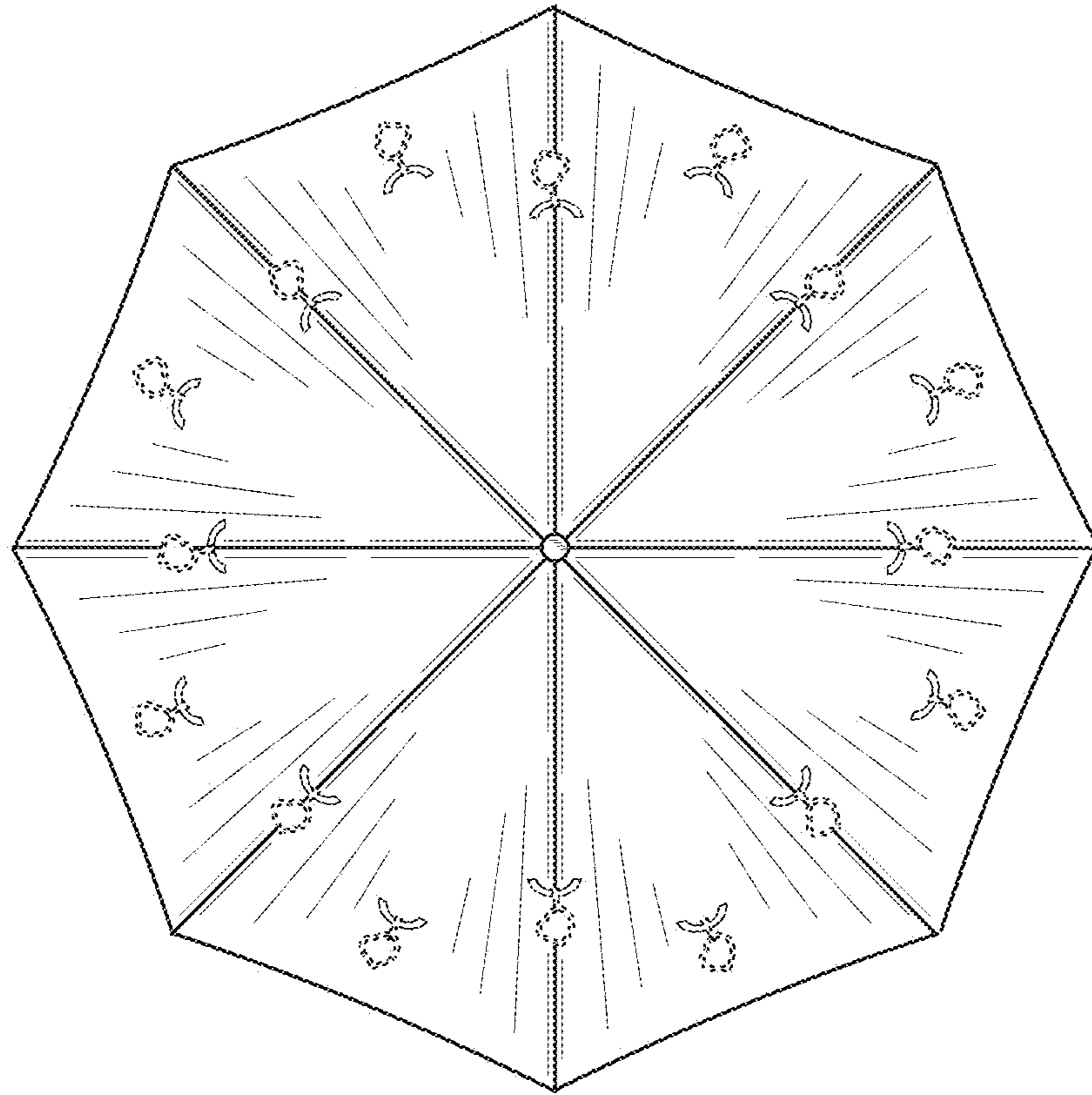


FIG. 6

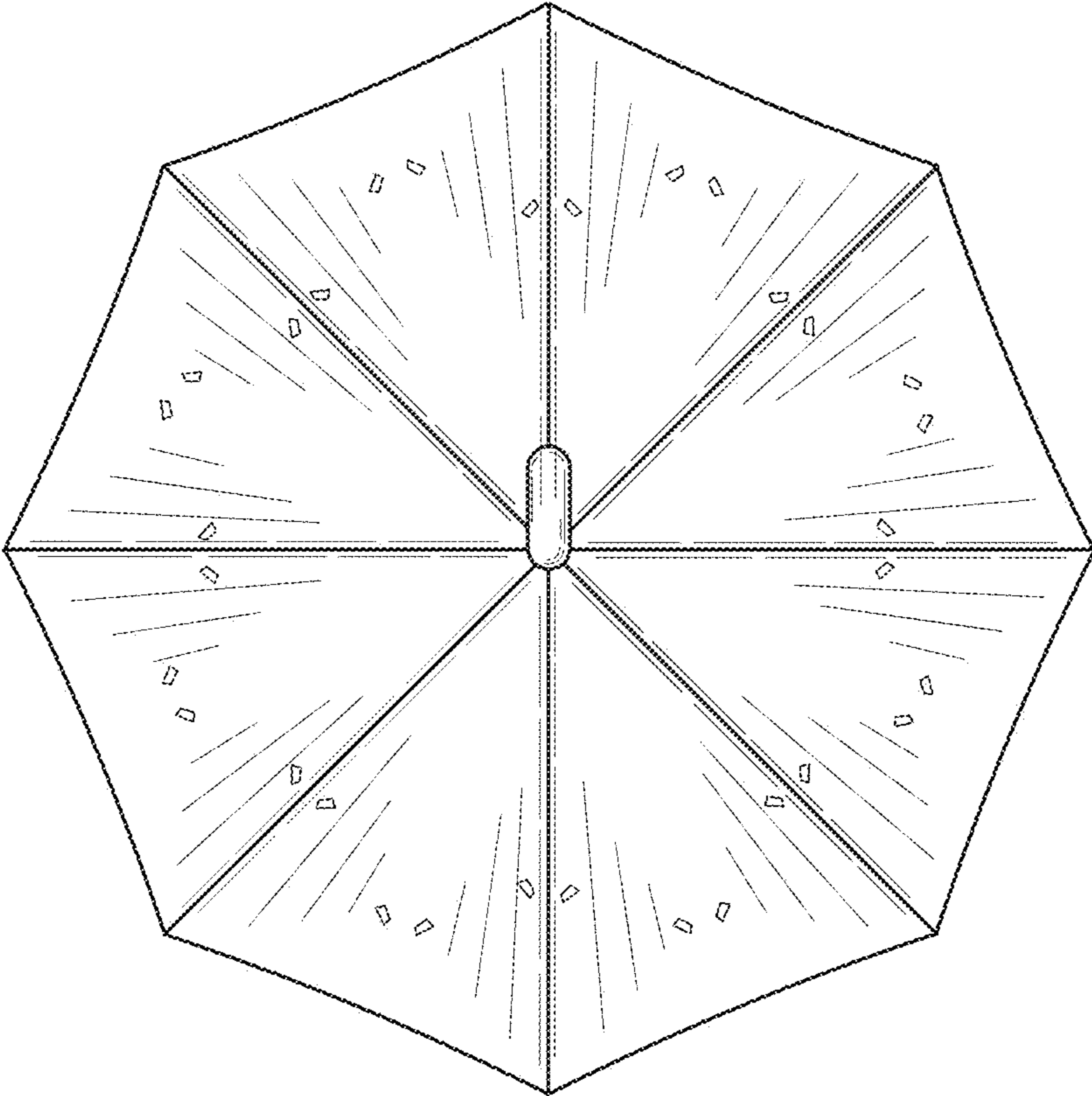


FIG. 7