



US00D721881S

(12) **United States Design Patent**
Avent

(10) **Patent No.:** **US D721,881 S**

(45) **Date of Patent:** **** Feb. 3, 2015**

- (54) **INSOLE**
- (71) Applicant: **MSD Consumer Care, Inc.**, Memphis, TN (US)
- (72) Inventor: **Richard T. Avent**, Memphis, TN (US)
- (73) Assignee: **MSD Consumer Care, Inc.**, Memphis, TN (US)
- (**) Term: **14 Years**
- (21) Appl. No.: **29/464,251**
- (22) Filed: **Aug. 14, 2013**
- (51) **LOC (10) Cl.** **02-04**
- (52) **U.S. Cl.**
USPC **D2/961**
- (58) **Field of Classification Search**
USPC D2/914, 946-962; 36/43, 44, 71, 88,
36/91-94, 100, 101, 126, 136, 145, 154,
36/173
See application file for complete search history.

- 5,845,418 A * 12/1998 Chi 36/3 B
- 6,598,321 B2 7/2003 Crane et al.
- D515,293 S * 2/2006 Maguire D2/961
- D595,942 S * 7/2009 White et al. D2/961
- D595,943 S * 7/2009 Cai D2/961
- D617,087 S * 6/2010 Avent et al. D2/961
- D664,754 S * 8/2012 Klein et al. D2/961

* cited by examiner

Primary Examiner — Stella Reid

Assistant Examiner — Janice Lim

(74) *Attorney, Agent, or Firm* — Dianne Pecoraro; Catherine D. Fitch

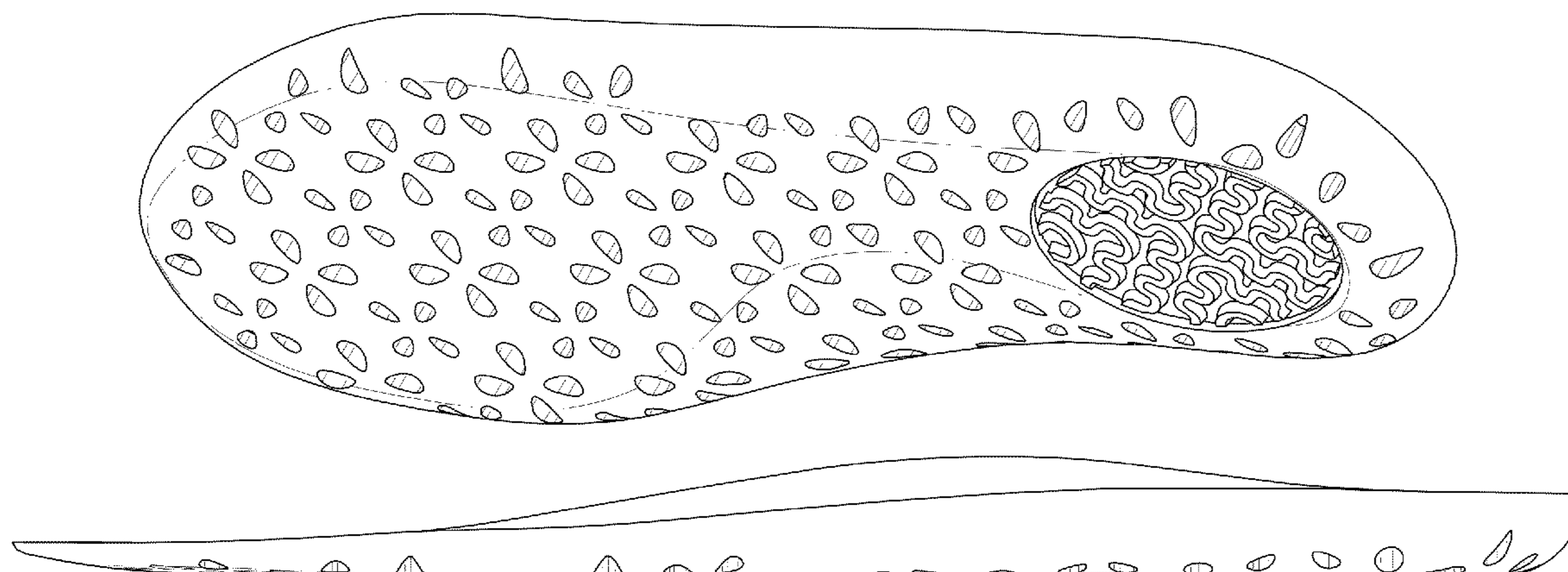
(57) **CLAIM**
The ornamental design for an insole, as shown and described.

DESCRIPTION

FIG. 1 is a bottom elevational view of an insole, showing my new design;
FIG. 2 is a bottom perspective view thereof;
FIG. 3 is a front elevational view thereof;
FIG. 4 is a rear elevational view thereof;
FIG. 5 is a right side elevational view thereof;
FIG. 6 is a left side elevational view thereof;
FIG. 7 is a top plan view thereof; and,
FIG. 8 is a top perspective view thereof.

1 Claim, 6 Drawing Sheets

- (56) **References Cited**
U.S. PATENT DOCUMENTS
D199,300 S * 10/1964 Martin D2/961
D254,818 S * 4/1980 Jones D2/961
4,896,441 A * 1/1990 Galasso 36/43
5,551,173 A 9/1996 Chambers
5,685,094 A * 11/1997 Lin 36/141






FIG. 1

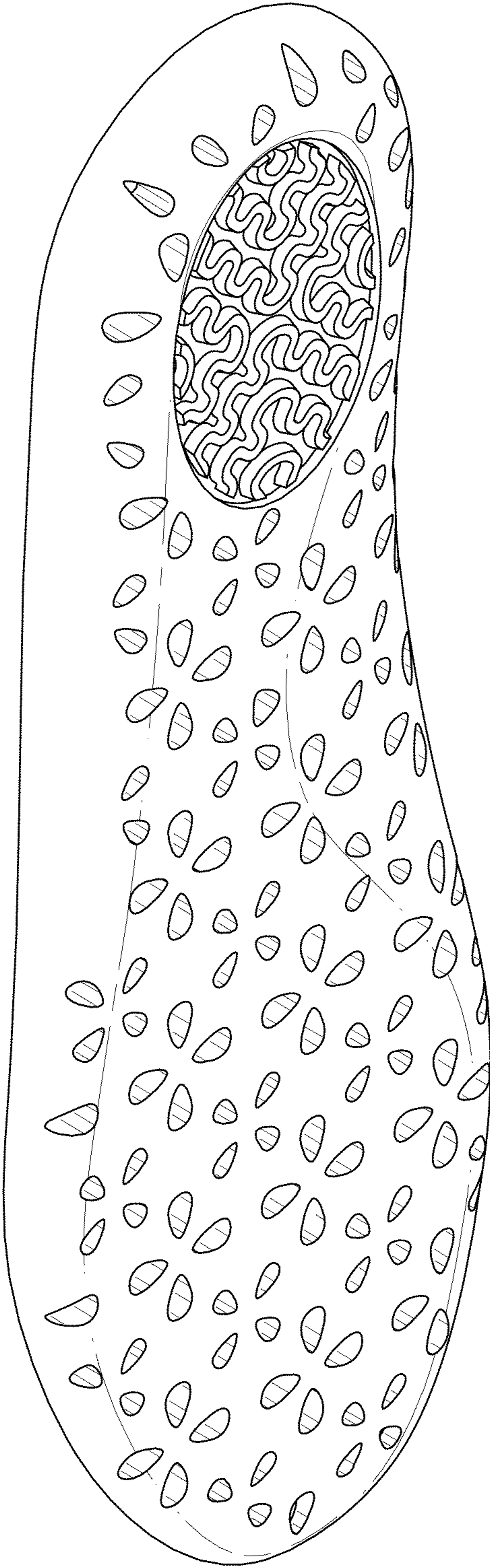


FIG. 2

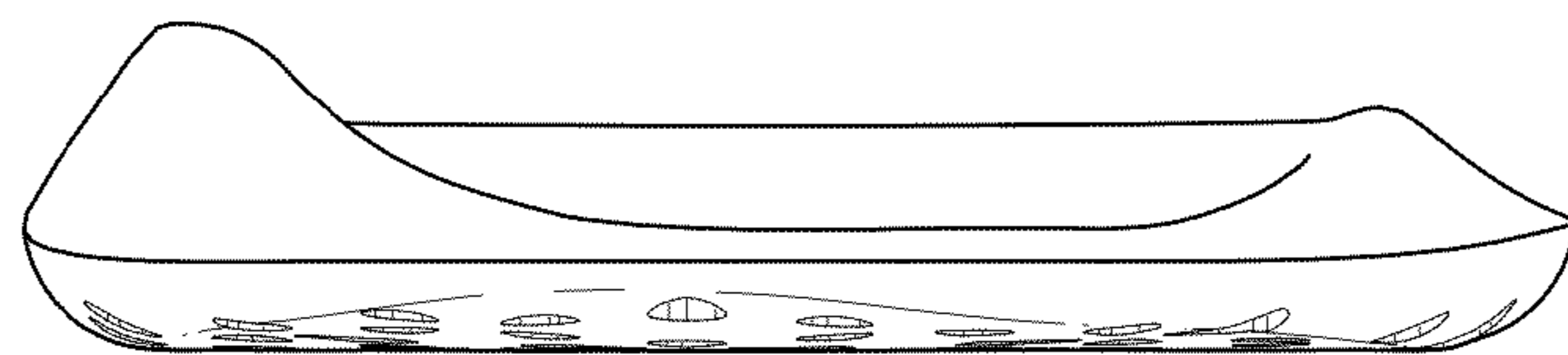


FIG. 3

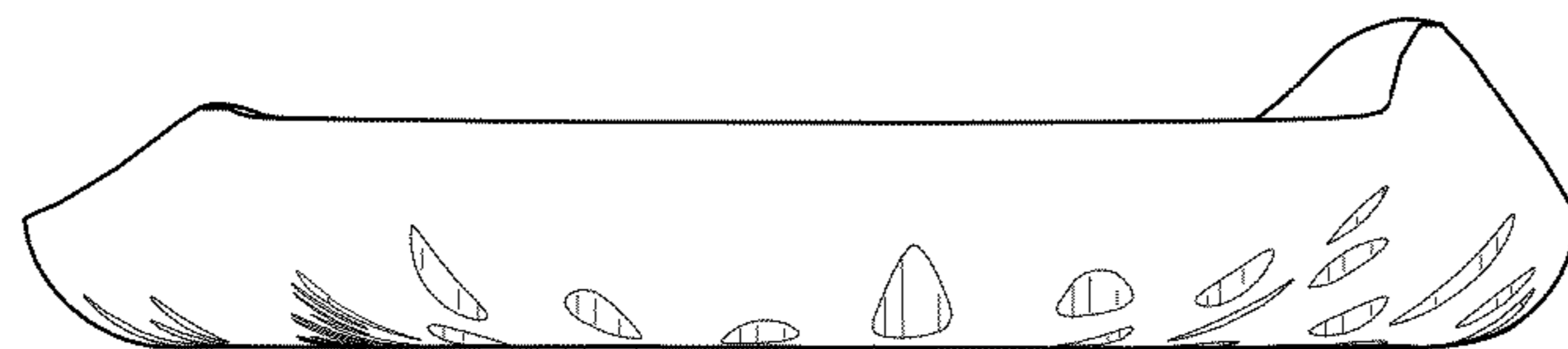


FIG. 4

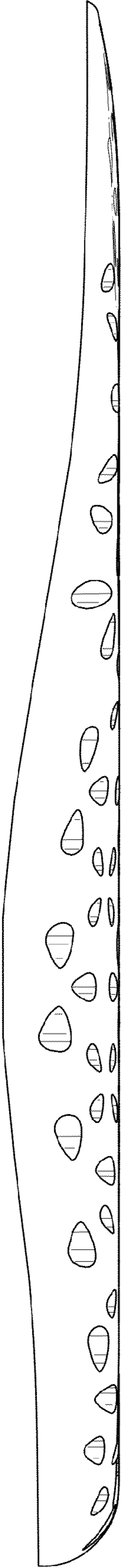


FIG. 5




FIG. 6




FIG. 7

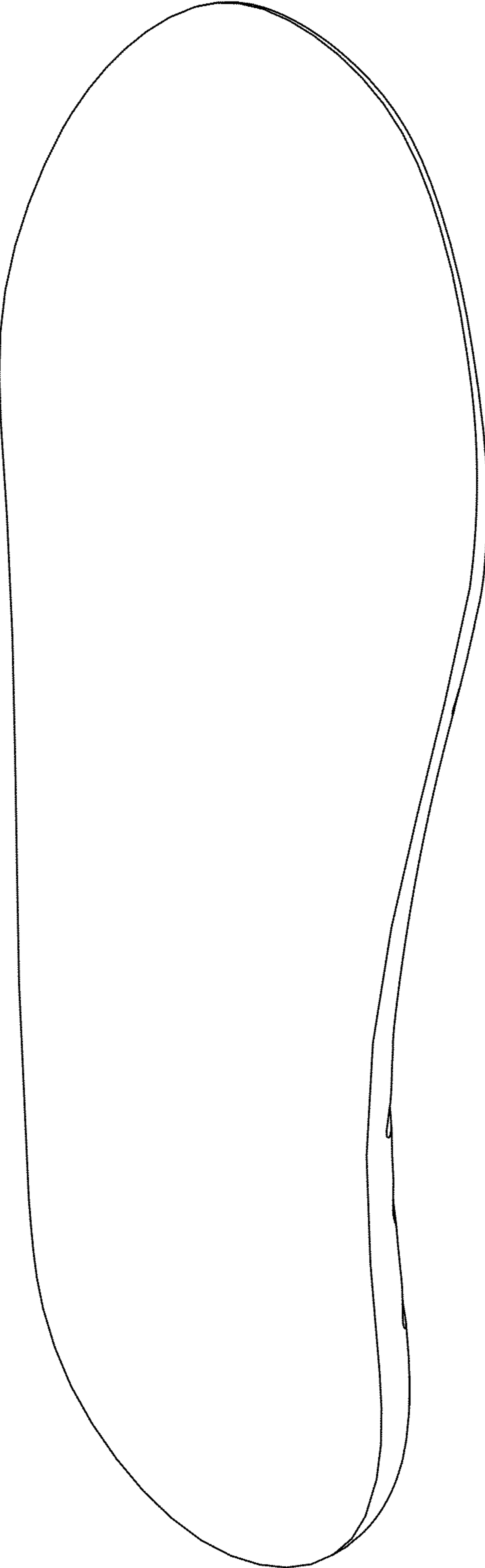


FIG. 8