



US00D721856S

(12) **United States Design Patent**  
**Villarreal et al.**

(10) **Patent No.:** **US D721,856 S**  
(45) **Date of Patent:** **\*\* Jan. 27, 2015**

(54) **CURVED SLIDE COMPACT**

(71) Applicant: **HCT Group Holdings Limited**, Santa Monica, CA (US)

(72) Inventors: **Armando Villarreal**, Santa Monica, CA (US); **Megan Rene Langdon**, Santa Monica, CA (US)

(73) Assignee: **HCT Group Holdings Limited**, Santa Monica, CA (US)

(\*\*) Term: **14 Years**

(21) Appl. No.: **29/484,620**

(22) Filed: **Mar. 11, 2014**

(51) **LOC (10) Cl.** ..... **28-03**

(52) **U.S. Cl.**  
USPC ..... **D28/83**

(58) **Field of Classification Search**  
CPC ..... A45D 33/006; A45D 33/003; A45D 33/04-33/16; A45D 33/025; A45D 33/02; A45D 33/20; A45D 33/22; A45D 33/24; A45D 33/26; A45D 33/28; A45D 33/18; A45D 40/22; A45D 40/222; A45D 40/24; A45D 42/02  
USPC ..... D28/64.1-64.7, 76-84; 206/581, 823; 132/286-318; D9/503-505, 421, 428, D9/447; D3/901  
See application file for complete search history.

(56) **References Cited**

**U.S. PATENT DOCUMENTS**

D293,612 S \* 1/1988 Bulwik ..... D28/83  
D428,209 S \* 7/2000 Kudo et al. .... D28/78

D539,481 S \* 3/2007 Lui ..... D28/83  
D566,899 S \* 4/2008 De Baschmakoff ..... D28/76  
D576,354 S \* 9/2008 Dominski et al. .... D28/83  
D600,857 S \* 9/2009 Maddy et al. .... D28/83  
D611,657 S \* 3/2010 Maddy et al. .... D28/83  
8,590,545 B2 11/2013 Won  
2010/0288299 A1\* 11/2010 Won ..... 132/293  
2012/0136748 A1\* 5/2012 Shasteen et al. .... 206/459.5

\* cited by examiner

*Primary Examiner* — Jennifer Rivard

(74) *Attorney, Agent, or Firm* — Lee & Hayes, PLLC

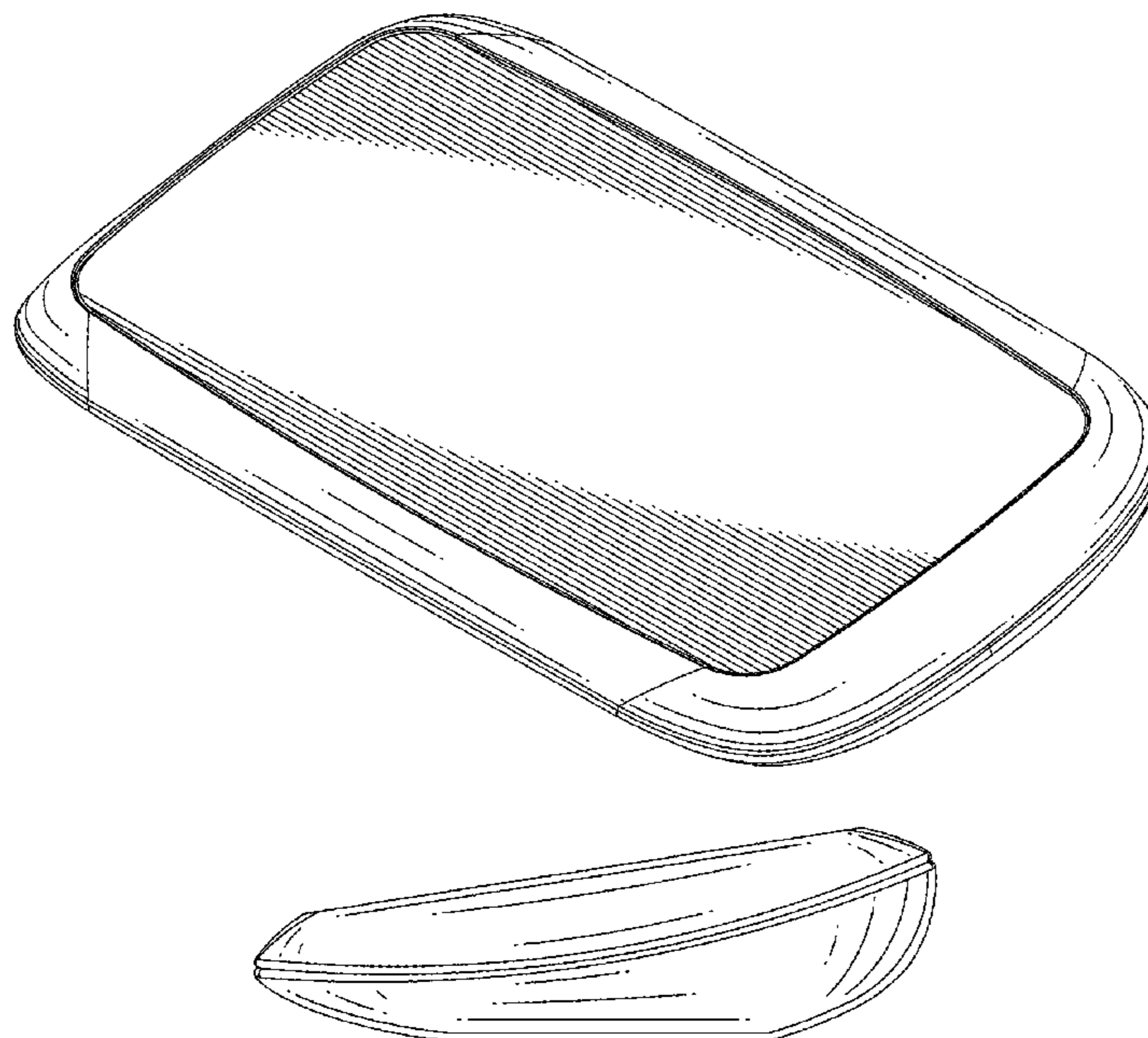
(57) **CLAIM**

The ornamental design for a curved slide compact, as shown and described.

**DESCRIPTION**

FIG. 1 is a perspective view of a curved slide compact; FIG. 2 is a front elevation view of the curved slide compact of FIG. 1; FIG. 3 is a top plan view of the curved slide compact of FIG. 1; FIG. 4 is a back elevation view of the curved slide compact of FIG. 1; FIG. 5 is a bottom plan view of the curved slide compact of FIG. 1; and, FIG. 6 is a right-side elevation view of the curved slide compact of FIG. 1, the left-side elevation view being a mirror image of the right-side elevation view. The broken lines form no part of the claimed design. The claimed design extends to the broken line boundary in FIG. 5, but does not include the boundary or the area within the boundary.

**1 Claim, 3 Drawing Sheets**



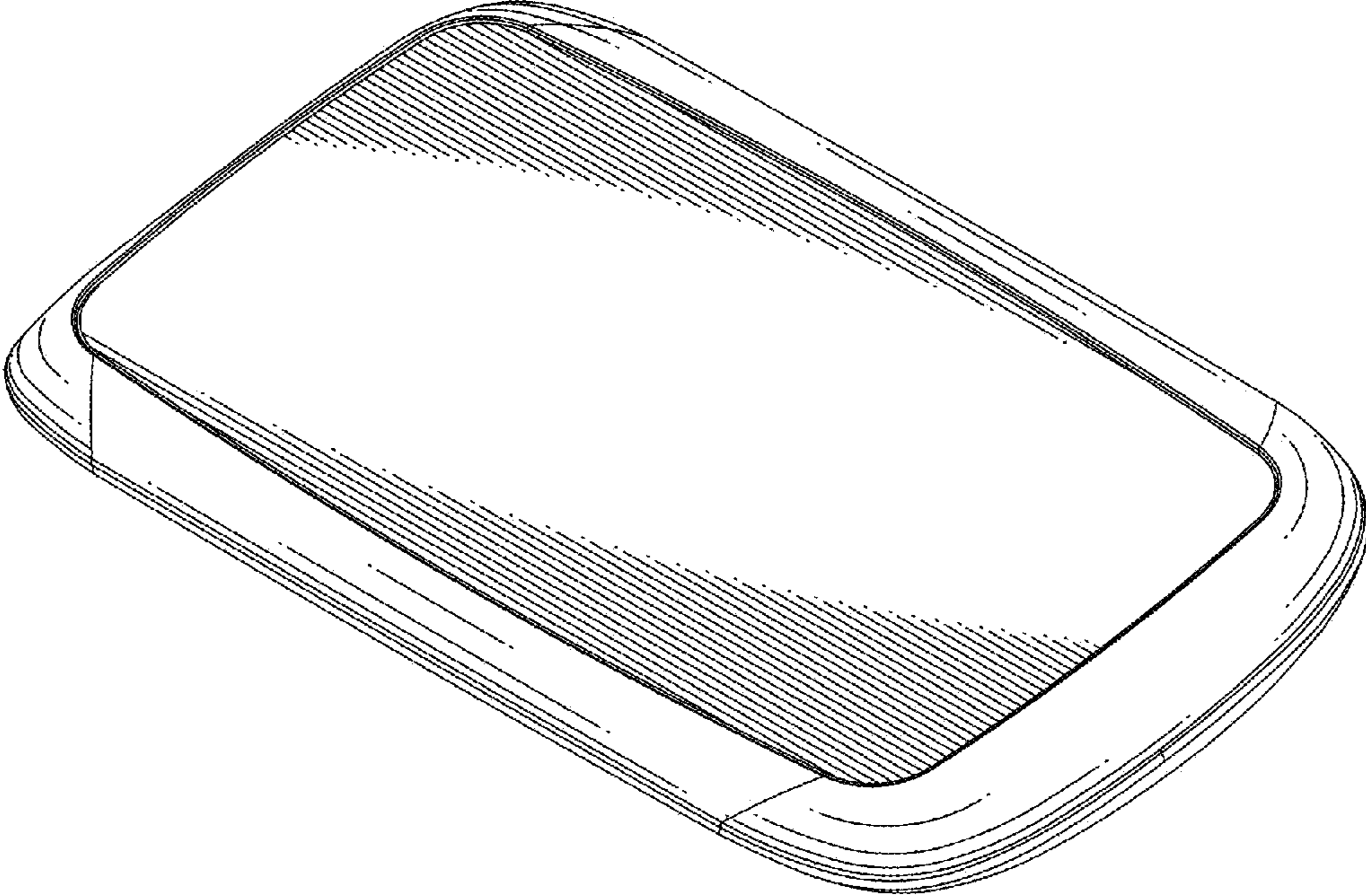


FIG. 1




FIG. 2




FIG. 3

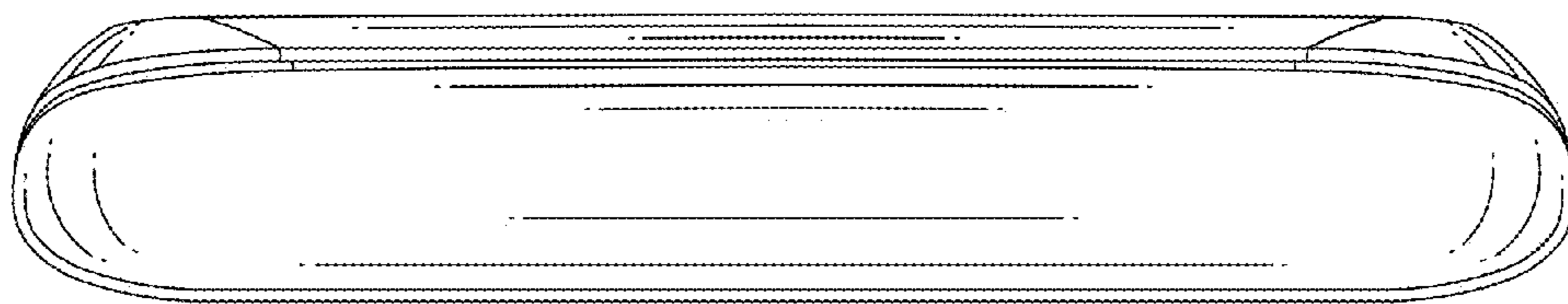


FIG. 4

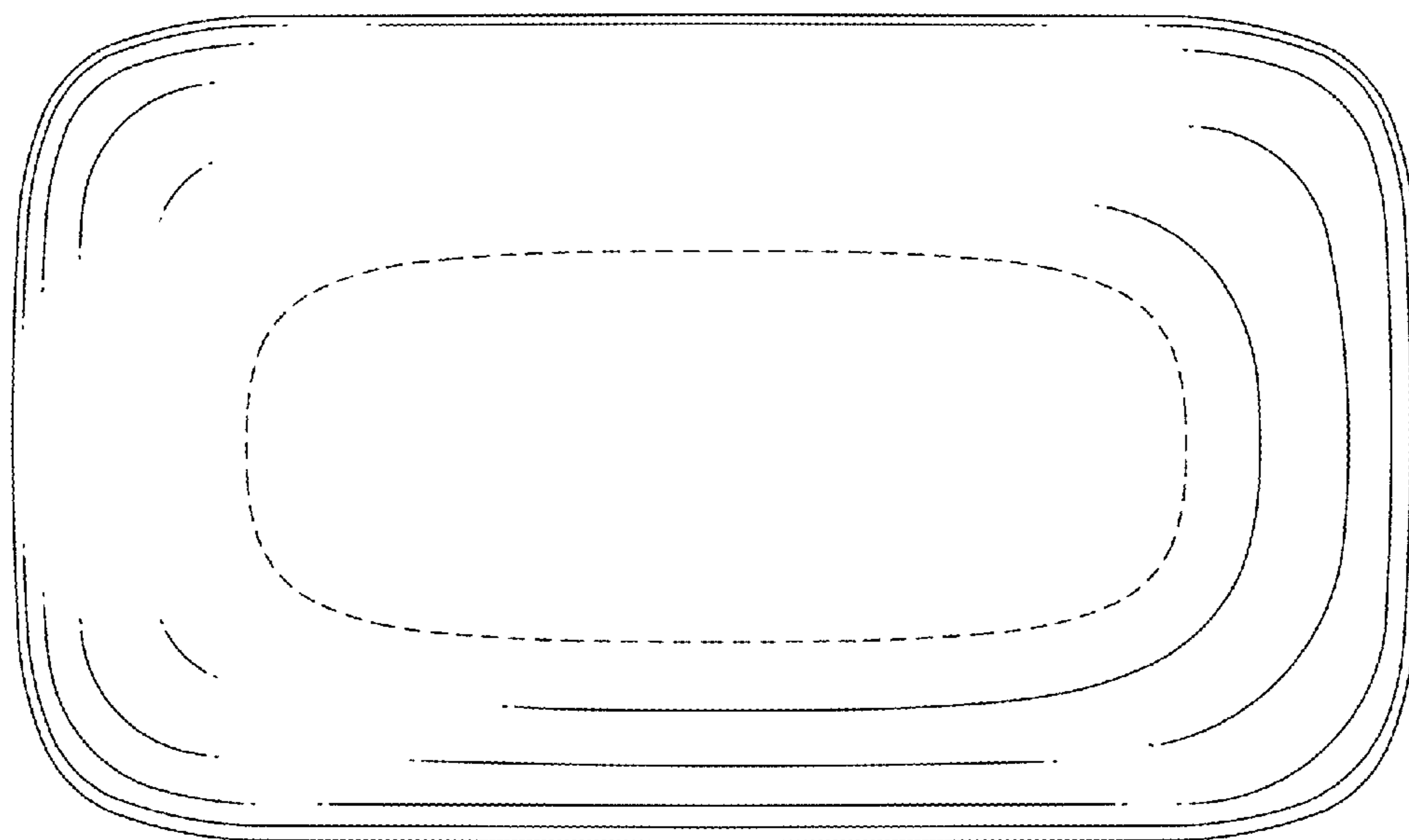


FIG. 5




FIG. 6