



US00D721841S

(12) **United States Design Patent**  
**Kwon et al.**

(10) **Patent No.:** **US D721,841 S**  
(45) **Date of Patent:** **\*\* Jan. 27, 2015**

(54) **PORTABLE LAMP**

(71) Applicant: **Koninklijke Philips Electronics N.V.**,  
Eindhoven (NL)

(72) Inventors: **Jin Cherl Kwon**, Shanghai (CN); **Justin Jiwei Hu**, Wuhan (CN); **Liwei Gu**, Shanghai (CN); **Johnson Cheng Zhou**, Shanghai (CN)

(73) Assignee: **Koninklijke Philips N.V.**, Eindhoven (NL)

(\*\*) Term: **14 Years**

(21) Appl. No.: **29/447,440**

(22) Filed: **Mar. 4, 2013**

(30) **Foreign Application Priority Data**

Sep. 4, 2012 (EM) ..... 002096834-0001

(51) **LOC (10) Cl.** ..... **26-02**

(52) **U.S. Cl.**  
USPC ..... **D26/37**

(58) **Field of Classification Search**  
USPC ..... D26/37, 38, 40, 42, 46, 49, 50;  
362/157, 158, 183, 184, 194-196,  
362/202-208  
See application file for complete search history.

(56) **References Cited**

U.S. PATENT DOCUMENTS

D335,756 S \* 5/1993 Gaynor ..... D26/42  
D389,931 S \* 1/1998 Kovacic et al. .... D26/37  
D438,656 S \* 3/2001 Lupica ..... D26/37

D485,364 S \* 1/2004 Lee ..... D24/217  
D520,164 S \* 5/2006 Brass et al. .... D26/44  
D540,484 S \* 4/2007 Bayat et al. .... D26/42  
D543,301 S \* 5/2007 Chen ..... D26/42  
D567,430 S \* 4/2008 Kingston et al. .... D26/104  
D604,435 S \* 11/2009 Kingston et al. .... D26/37  
D618,831 S \* 6/2010 Pennington ..... D26/26  
D622,431 S \* 8/2010 Bayat et al. .... D26/46  
D643,560 S \* 8/2011 Tompkin ..... D26/40  
D648,054 S \* 11/2011 Zhuang ..... D26/37  
D649,275 S \* 11/2011 Crawford et al. .... D26/49  
D655,026 S \* 2/2012 Schrimmer ..... D26/46  
D684,283 S \* 6/2013 Zhou et al. .... D26/49  
D691,310 S \* 10/2013 Zhou et al. .... D26/37

\* cited by examiner

*Primary Examiner* — Ian Simmons

*Assistant Examiner* — Carissa C Fitts

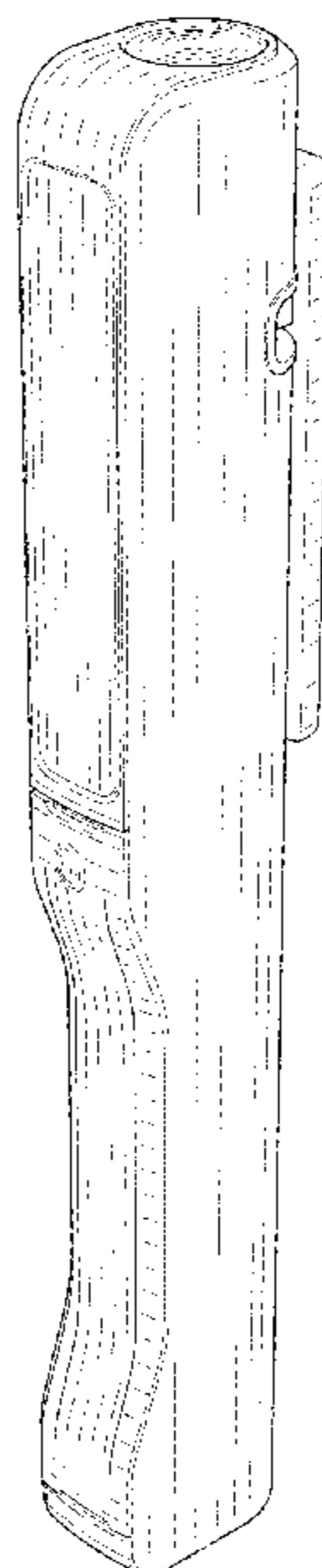
(57) **CLAIM**

The ornamental design for a portable lamp, as shown and described.

**DESCRIPTION**

FIG. 1 is a perspective view showing my design;  
FIG. 2 is a front elevational view thereof;  
FIG. 3 is a rear elevational view thereof;  
FIG. 4 is a right side elevational view thereof;  
FIG. 5 is a left side elevational view thereof;  
FIG. 6 is a top plan view thereof; and,  
FIG. 7 is a bottom plan view thereof.  
The broken lines shown are included for the purpose of illustrating the unclaimed portions of the portable lamp and form no part of the claim.

**1 Claim, 4 Drawing Sheets**



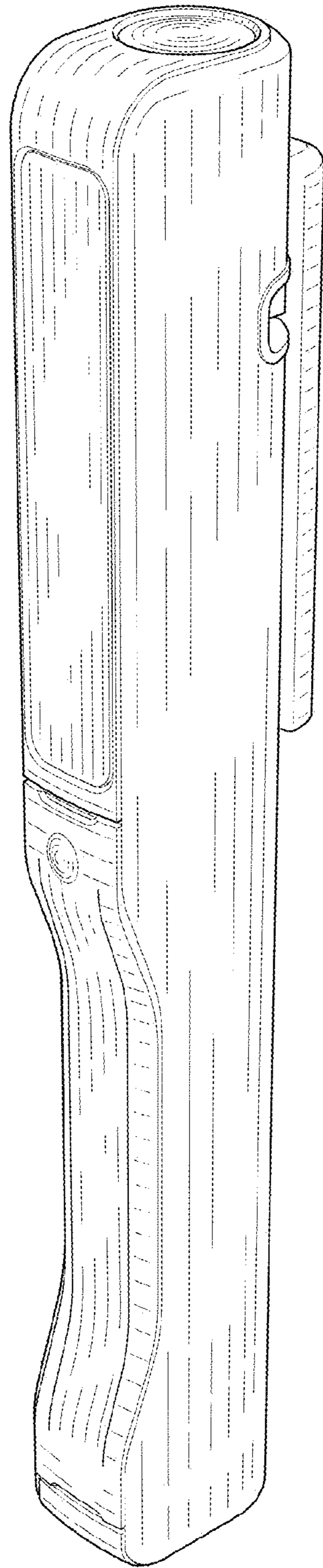


FIG. 1

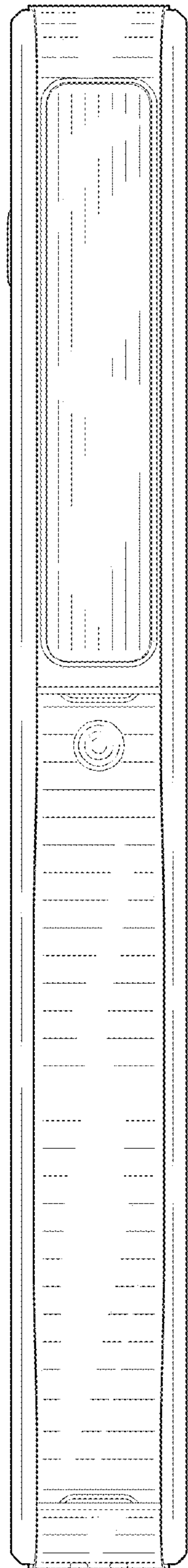


FIG. 2

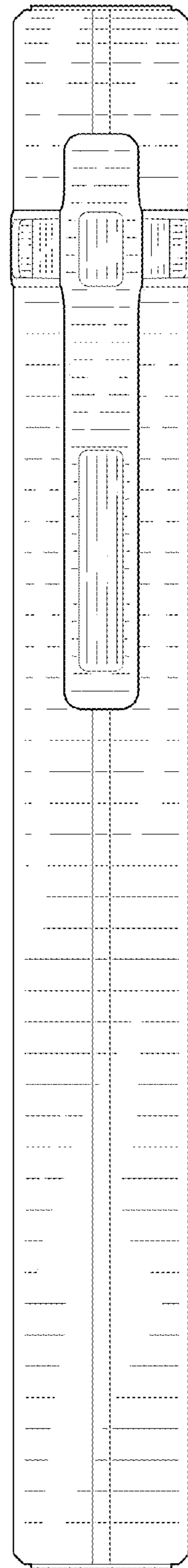


FIG. 3

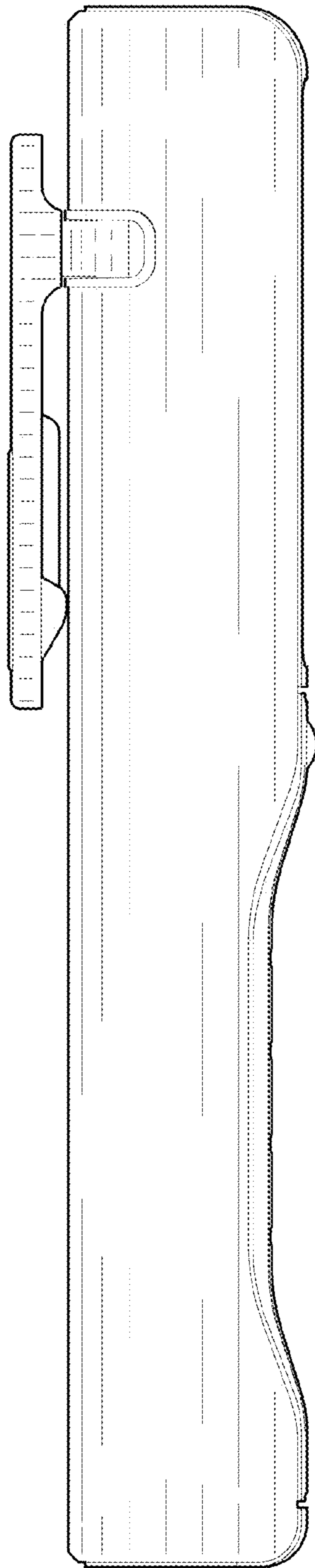


FIG. 4

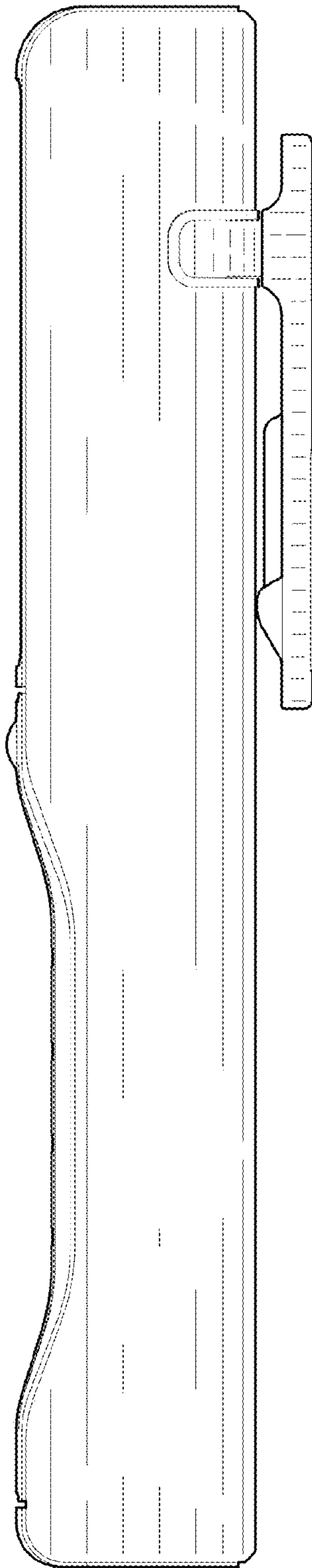


FIG. 5

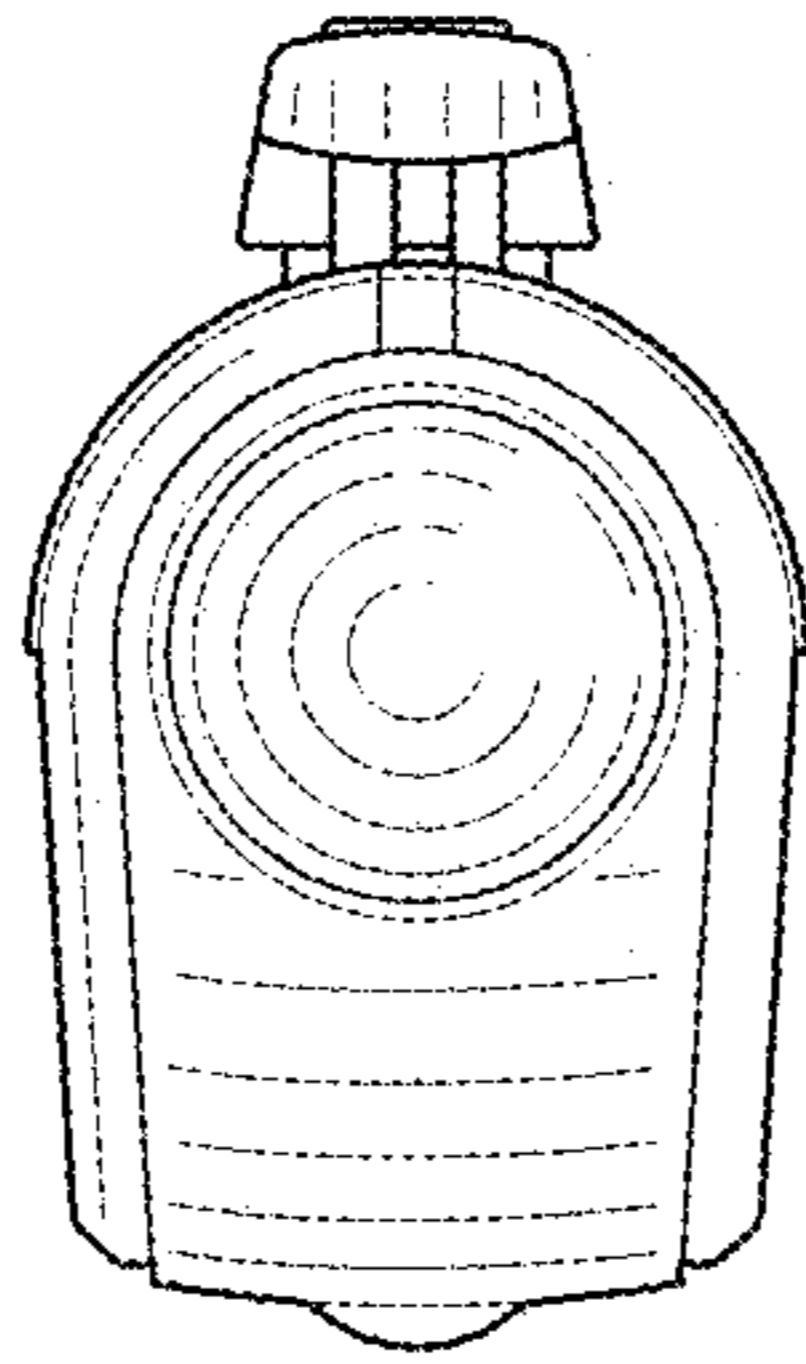


FIG. 6

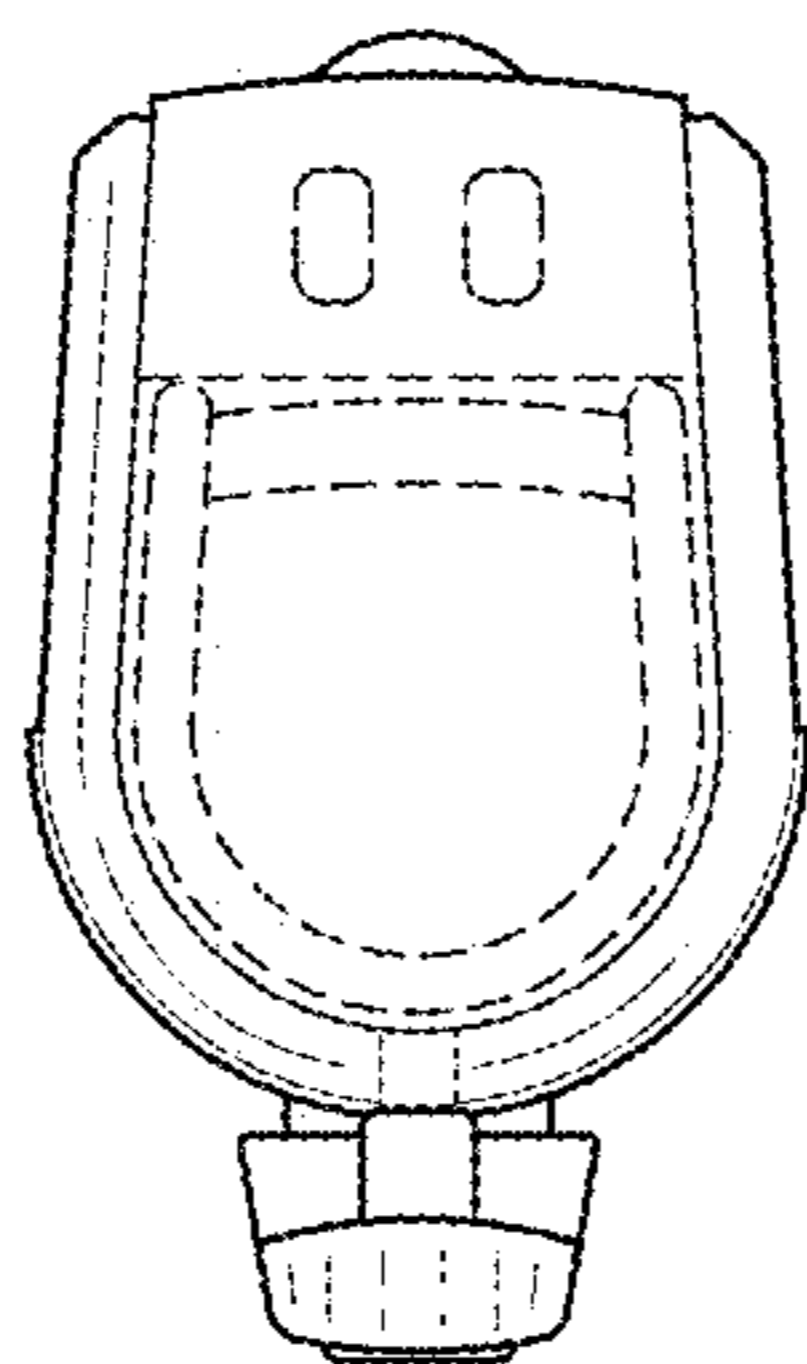


FIG. 7