



US00D721840S

(12) **United States Design Patent**  
**Futschik et al.**

(10) **Patent No.:** **US D721,840 S**  
(45) **Date of Patent:** **\*\* Jan. 27, 2015**

- (54) **TAILLIGHT FOR A VEHICLE**
- (71) Applicant: **Daimler AG**, Stuggart (DE)
- (72) Inventors: **Hans-Dieter Futschik**, Gechingen (DE); **Stefan Handt**, Stuttgart (DE); **Robert Lesnik**, Leonberg (DE); **Gorden Wagener**, Gaeufelden (DE)
- (73) Assignee: **Daimler AG**, Stuttgart (DE)
- (\*\*) Term: **14 Years**

D574,524 S *	8/2008	Tomatsu .....	D26/28
D596,078 S *	7/2009	Pfeiffer et al. ....	D12/92
D605,793 S *	12/2009	Weil .....	D26/28
D691,299 S *	10/2013	Binder et al. ....	D26/28

\* cited by examiner

*Primary Examiner* — Marcus Jackson  
(74) *Attorney, Agent, or Firm* — Crowell & Moring LLP

- (21) Appl. No.: **29/468,657**
- (22) Filed: **Oct. 2, 2013**
- (30) **Foreign Application Priority Data**  
Apr. 26, 2013 (WO) ..... DM/080 819
- (51) **LOC (10) Cl.** ..... **26-06**
- (52) **U.S. Cl.**  
USPC ..... **D26/28**
- (58) **Field of Classification Search**  
USPC ..... D26/28–36; 362/459–468, 475–478,  
362/485–487  
See application file for complete search history.

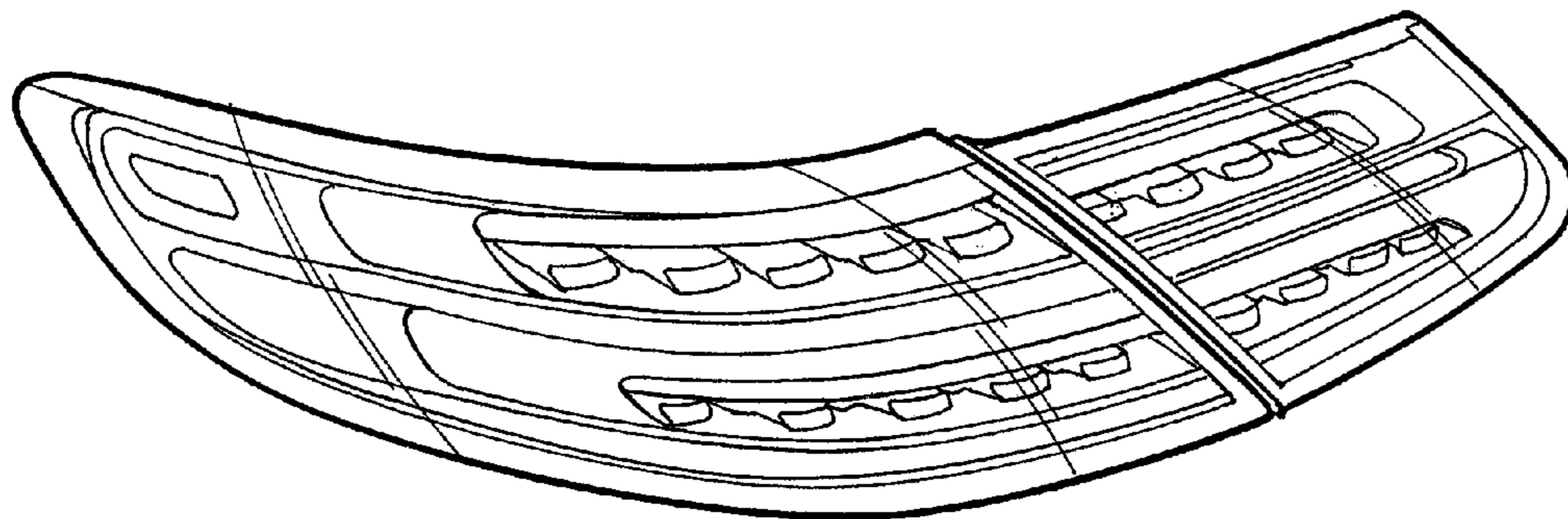
(57) **CLAIM**  
The ornamental design for a taillight for a vehicle, as shown and described.

**DESCRIPTION**

This application contains subject matter related to the following co-pending U.S. design patent applications: Application Ser. No. 29/468,653, filed herewith and entitled “Vehicle, Toy, and/or Replicas Thereof”; and Application Ser. No. 29/468,655, filed herewith and entitled “Rear Portion of a Vehicle, Toy, and/or Replicas Thereof”. FIG. 1 is a left perspective view of a first embodiment of a taillight for a vehicle according to the design; FIG. 2 is a front view thereof; FIG. 3 is a left side view thereof; and, FIG. 4 is a top view thereof; FIG. 5 is a right perspective view of of the taillight for a vehicle according to the design, with the taillight for a vehicle for the opposite side of the vehicle being depicted in the first embodiment; FIG. 6 is a front view thereof; FIG. 7 is a right side view thereof; and, FIG. 8 is a top view thereof. The broken lines are for illustrative purposes only and form no part of the claimed design.

- (56) **References Cited**  
U.S. PATENT DOCUMENTS  
D535,763 S 1/2007 Pfeiffer  
D549,363 S \* 8/2007 Pfeiffer ..... D26/28  
D552,015 S 10/2007 Pfeiffer  
D552,769 S \* 10/2007 Leclercq ..... D26/28  
D553,269 S \* 10/2007 Pfeiffer et al. .... D26/28  
D570,015 S \* 5/2008 Hsu ..... D26/28

**1 Claim, 4 Drawing Sheets**



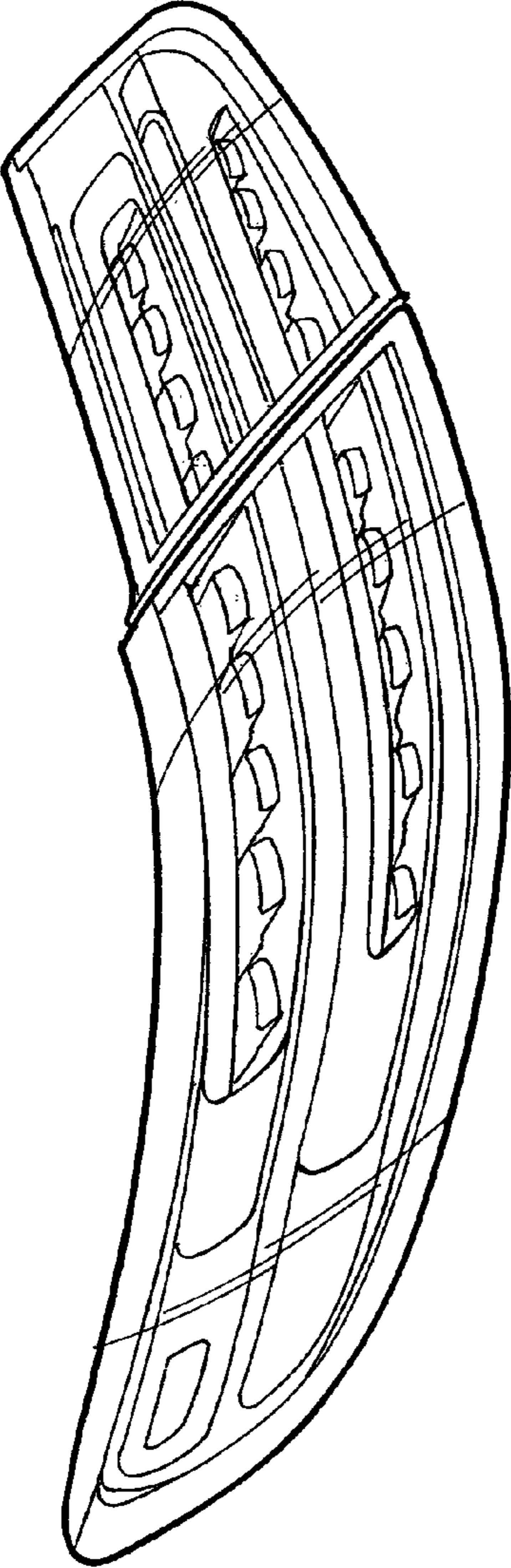


FIG. 1




FIG. 2




FIG. 3

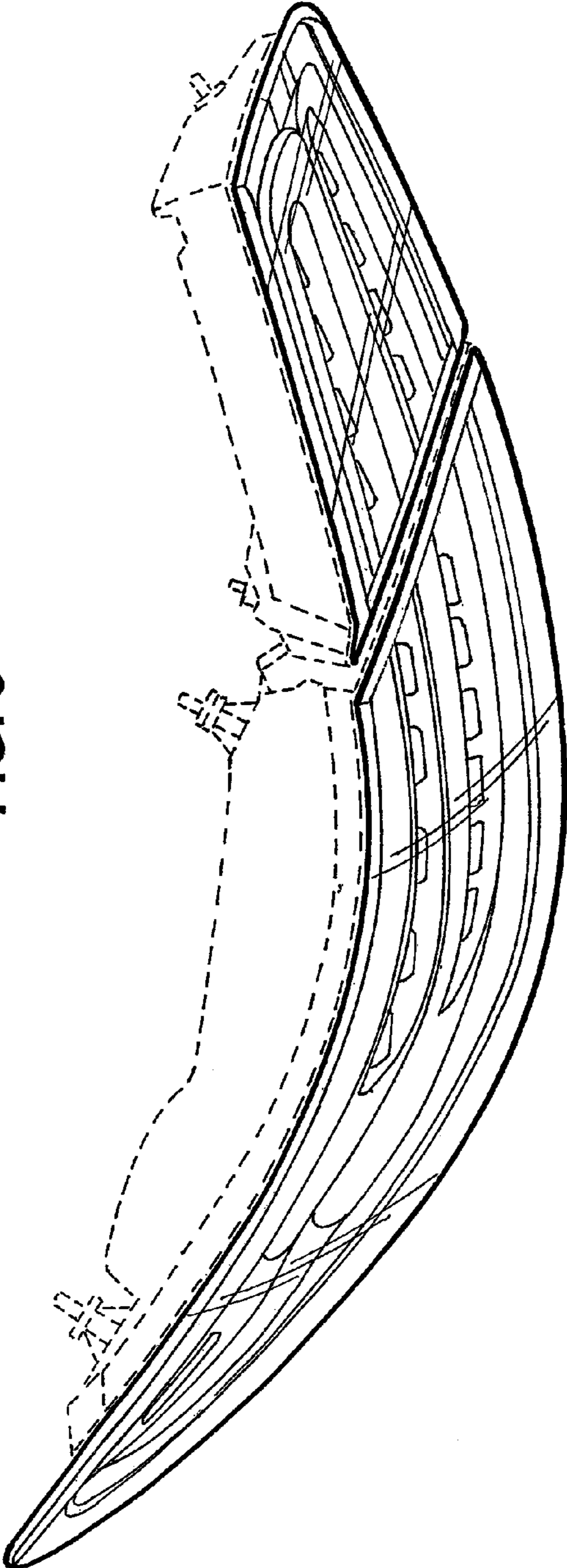


FIG. 4

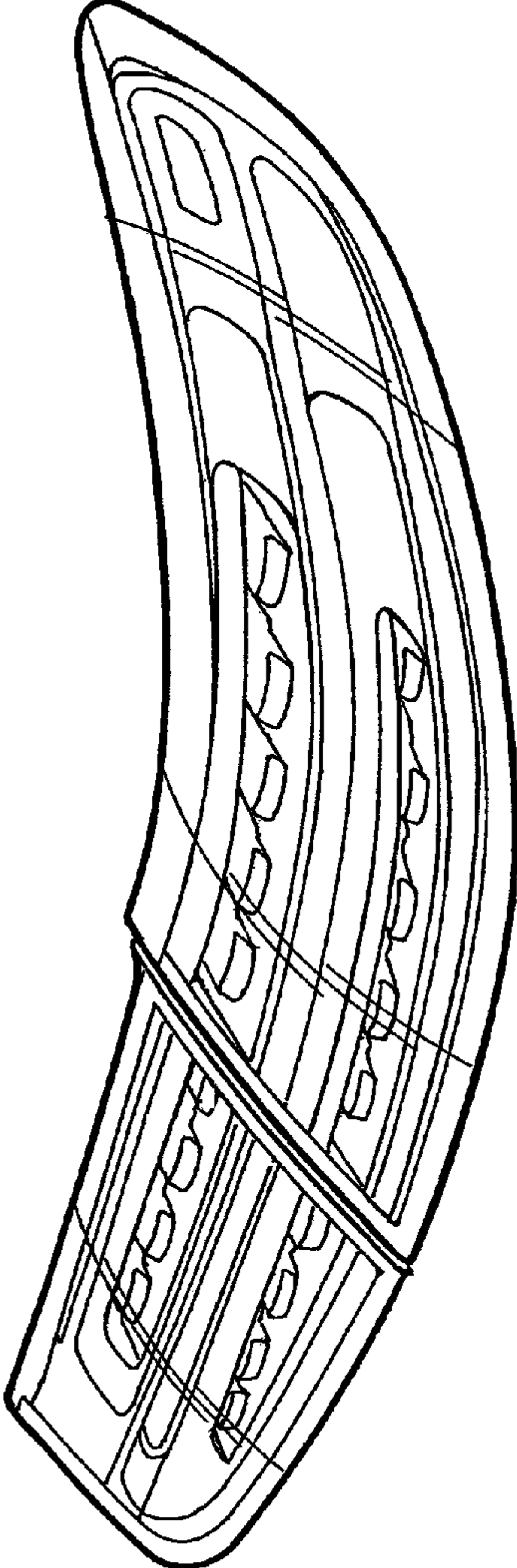


FIG. 5

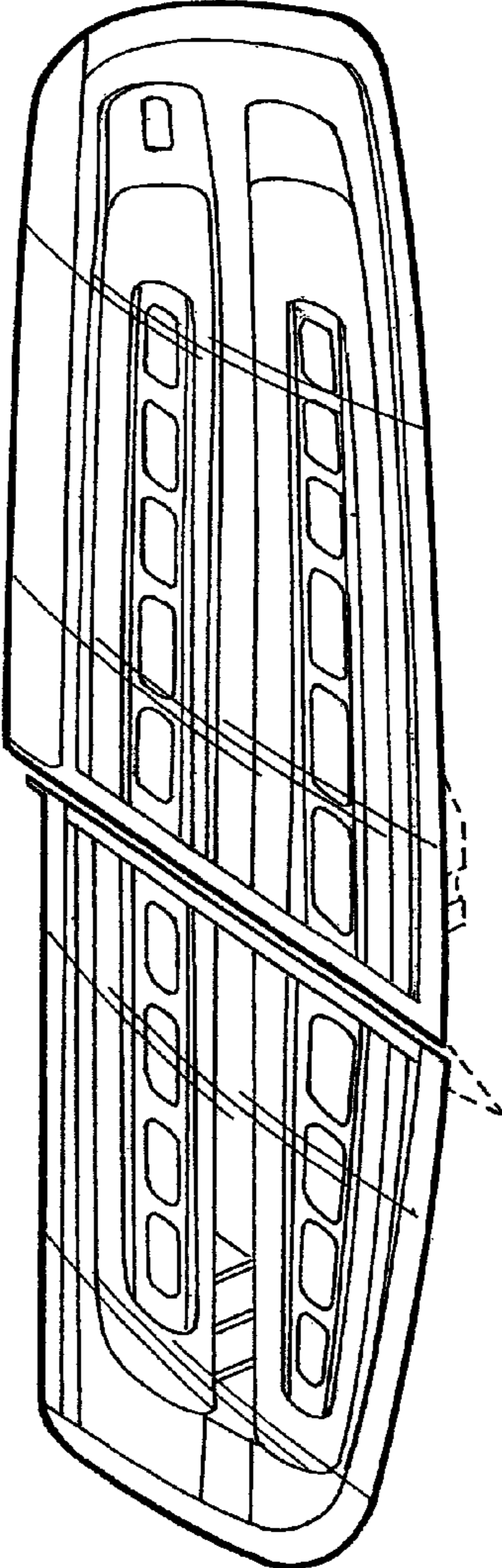


FIG. 6




FIG. 7

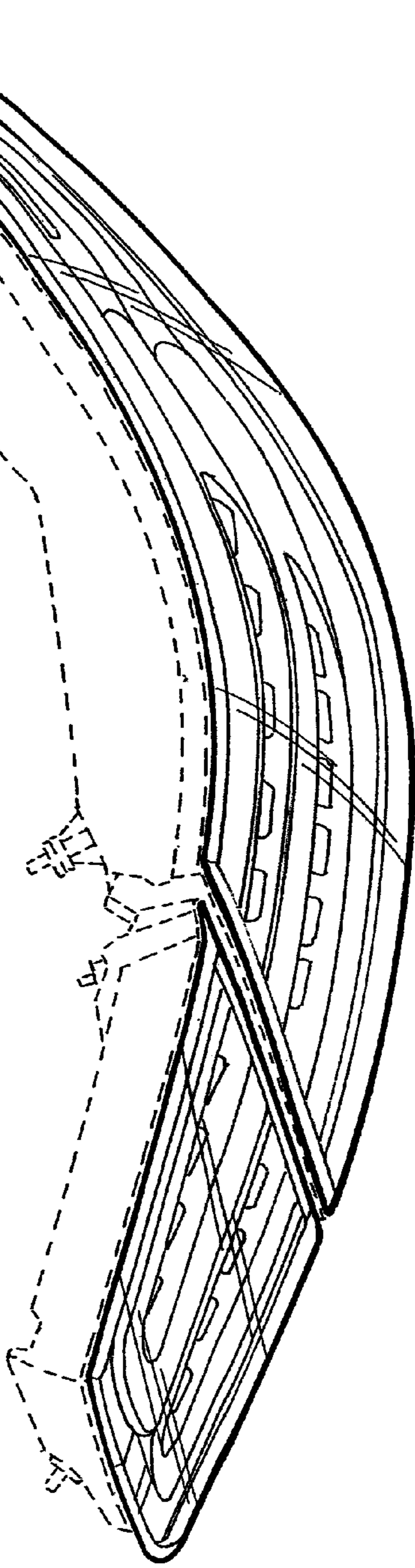


FIG. 8