



US00D721827S

(12) **United States Design Patent**  
**Spratt et al.**

(10) **Patent No.:** **US D721,827 S**  
(45) **Date of Patent:** **\*\* Jan. 27, 2015**

(54) **ROOF PANEL**

D603,071 S \* 10/2009 Fifield et al. .... D25/141  
8,061,102 B2 \* 11/2011 Turek et al. .... 52/560  
D650,921 S \* 12/2011 Hudson et al. .... D25/140

(71) Applicant: **Caterpillar (NI) Limited**, Larne (GB)

\* cited by examiner

(72) Inventors: **Gordon Spratt**, Newtownabbey (GB);  
**John Lawson**, Belfast (GB); **Peter Raby**,  
Worcestershire (GB)

*Primary Examiner* — Doris Clark

(74) *Attorney, Agent, or Firm* — Finnegan, Henderson,  
Farabow, Garrett & Dunner LLP

(73) Assignee: **Caterpillar (NI) Limited** (GB)

(57) **CLAIM**

(\*\*) Term: **14 Years**

The ornamental design for a roof panel, as shown and described.

(21) Appl. No.: **29/452,370**

**DESCRIPTION**

(22) Filed: **Apr. 16, 2013**

FIG. 1 is a front elevation view of a first embodiment of a roof panel showing our new design;  
FIG. 2 is a top plan view thereof;  
FIG. 3 is a bottom view thereof;  
FIG. 4 is a rear view thereof;  
FIG. 5 is a left side view thereof;  
FIG. 6 is a right side view thereof;  
FIG. 7 is a front, right perspective view thereof;  
FIG. 8 is a front elevation view of the second embodiment of a roof panel showing our new design;  
FIG. 9 is top plan view thereof;  
FIG. 10 is bottom view thereof;  
FIG. 11 is rear view thereof;  
FIG. 12 is a left side view thereof;  
FIG. 13 is a right side view thereof; and,  
FIG. 14 is a front, right perspective view thereof.

(30) **Foreign Application Priority Data**

Oct. 18, 2012 (EM) ..... 001347983-0001

(51) **LOC (10) CL.** ..... **25-01**

(52) **U.S. CL.**  
USPC ..... **D25/141**


(58) **Field of Classification Search**  
USPC ..... D25/139, 140, 141; 52/554, 557, 561  
See application file for complete search history.


(56) **References Cited**

**U.S. PATENT DOCUMENTS**


D527,468 S \* 8/2006 Wilkinson ..... D25/141

**1 Claim, 14 Drawing Sheets**







**FIG. 1**




**FIG. 2**




**FIG. 3**



**FIG. 4**



**FIG. 5**



**FIG. 6**

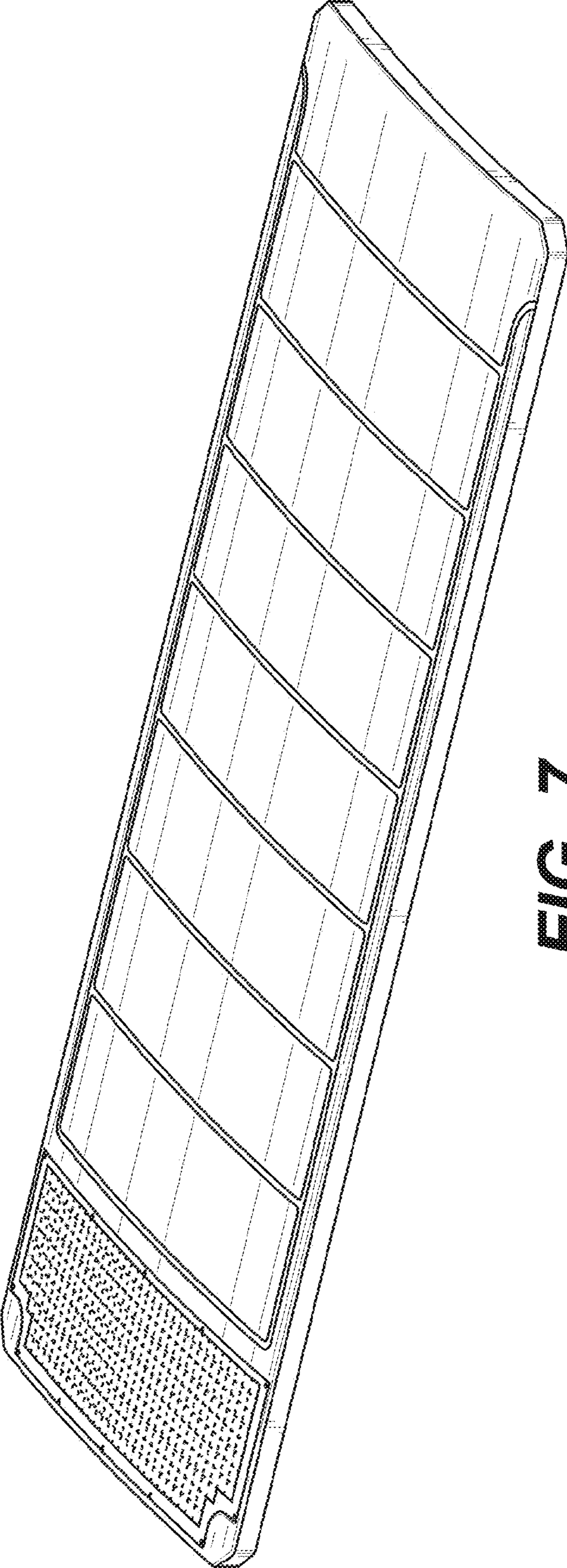



FIG. 7






**FIG. 8**



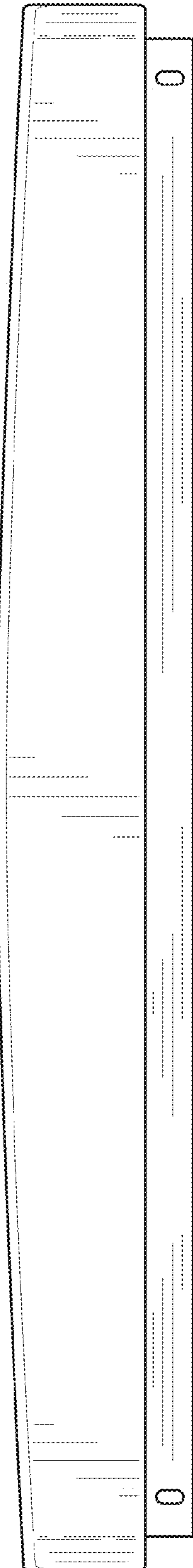
**FIG. 9**



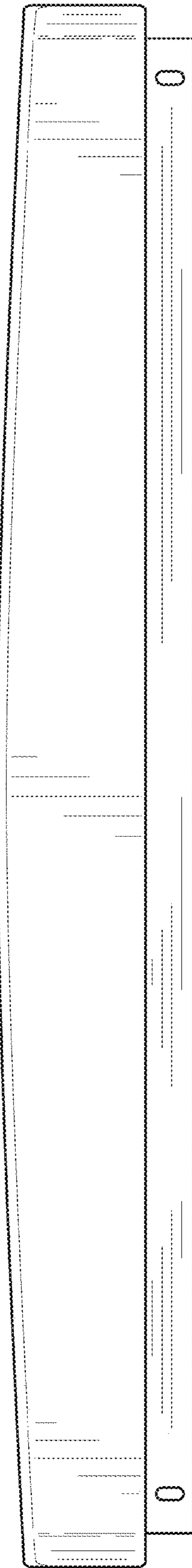
**FIG. 10**



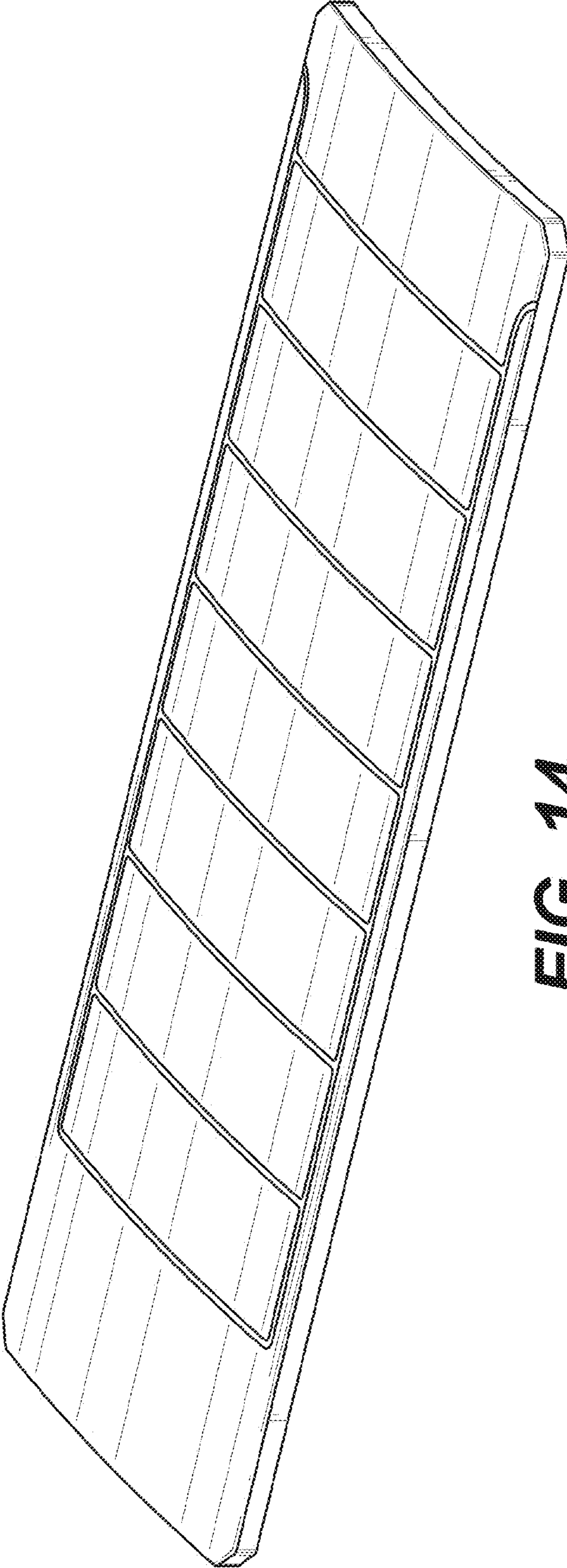
**FIG. 11**



**FIG. 12**



**FIG. 13**



**FIG. 14**

UNITED STATES PATENT AND TRADEMARK OFFICE  
**CERTIFICATE OF CORRECTION**

PATENT NO. : D721,827 S  
APPLICATION NO. : 29/452370  
DATED : January 27, 2015  
INVENTOR(S) : Gordon Spratt et al.

Page 1 of 1

It is certified that error appears in the above-identified patent and that said Letters Patent is hereby corrected as shown below:

Title Page, item [30] Under “Foreign Application Priority Data”, please insert:

--Oct. 18, 2012 (EM) 001347983-0002--.

Signed and Sealed this  
Twenty-sixth Day of May, 2015



Michelle K. Lee  
*Director of the United States Patent and Trademark Office*